



US00D398743S

United States Patent [19] Rask

[11] Patent Number: **Des. 398,743**

[45] Date of Patent: ****Sep. 29, 1998**

[54] **PORTION OF A SHOE SOLE**

[75] Inventor: **Matthew N. Rask**, Boring, Oreg.

[73] Assignee: **Nike, Inc.**, Beaverton, Oreg.

[**] Term: **14 Years**

[21] Appl. No.: **82,908**

[22] Filed: **Jan. 30, 1998**

[51] **LOC (6) Cl.** **02-99**

[52] **U.S. Cl.** **D2/947; D2/972**

[58] **Field of Search** D2/896, 902, 906,
D2/907, 947, 972, 973, 978, 961; 36/83,
113, 114, 45, 48, 50.1, 25 R, 28, 29, 32 R

[56] **References Cited**

U.S. PATENT DOCUMENTS

| | | | | |
|------------|---------|---------------------|--------|--------|
| D. 3,641 | 6/1869 | Thornton | | D2/947 |
| D. 235,701 | 7/1975 | Famolare, Jr. | | D2/947 |
| D. 301,659 | 6/1989 | Le . | | |
| D. 312,918 | 12/1990 | Aveni . | | |
| D. 319,337 | 8/1991 | Hatfield . | | |
| D. 324,131 | 2/1992 | Lucas . | | |
| D. 327,362 | 6/1992 | Hatfield . | | |
| D. 332,692 | 1/1993 | Hatfield et al. . | | |
| D. 335,952 | 6/1993 | Forland et al. . | | |
| D. 336,771 | 6/1993 | Hatfield et al. . | | |
| D. 378,011 | 2/1997 | Lucas . | | |
| D. 378,628 | 4/1997 | Vestuti . | | |
| 5,014,449 | 5/1991 | Richard et al. . | | |
| 5,367,792 | 11/1994 | Richard et al. | 36/114 | |

OTHER PUBLICATIONS

Nike Fall 1998 Footwear Catalog, pp. 58, 63, 74, 118 and 124, published Dec. 1997.

Nike Late Spring 1998 Footwear Catalog, pp. 39, 53 and 200, published Sep. 1997.

Nike Spring 1998 Footwear Catalog, pp. 30 and 34, published Jun. 1997.

Nike Holiday 1997 Footwear Catalog, p. 128, published Mar. 1997.

Nike Late Spring 1997 Footwear Catalog, p. 200, published Sep. 1996.

Nike Holiday 1996 Footwear Catalog, pp. 22 and 162, published Mar. 1996.

Nike Late Spring 1996, p. 153, published Aug. 1995.

Nike Holiday 1995, pp. 13 and 94, published Mar. 1995.

Nike Fall 1989 Footwear Catalog, p. 48, published published Dec. 1988.

Primary Examiner—Dominic Simone
Attorney, Agent, or Firm—Banner & Witcoff, Ltd.

[57] **CLAIM**

The ornamental design for a portion of a shoe sole, as shown and described.

DESCRIPTION

FIG. 1 is a frontal perspective view of a portion of a shoe sole showing my new design;

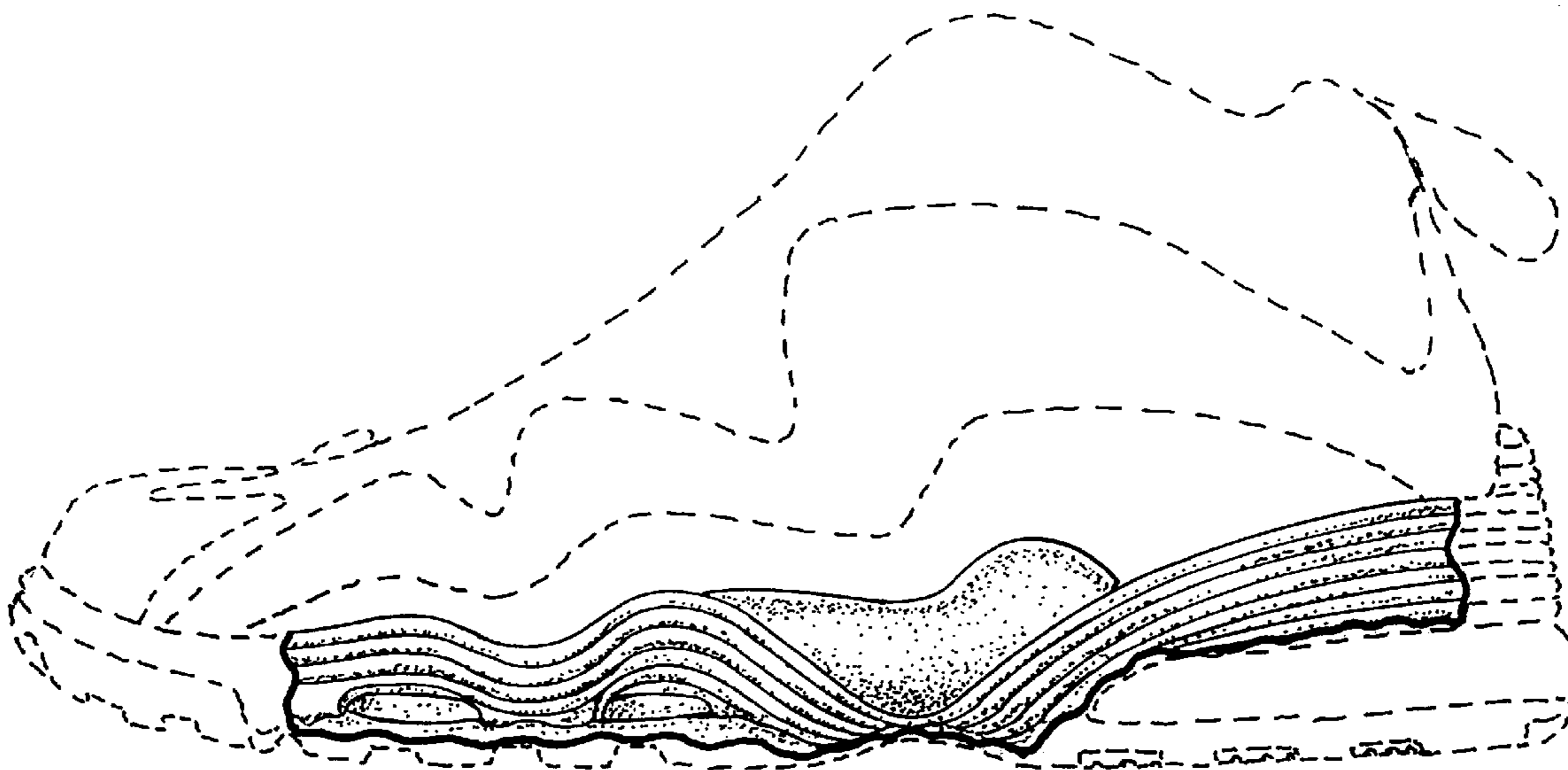
FIG. 2 is a rear perspective view of the portion of a shoe sole shown in FIG. 1;

FIG. 3 is a side elevational view of the portion of a shoe sole shown in FIG. 1; and,

FIG. 4 is a top plan view of the portion of a shoe sole shown in FIG. 1.

The broken line showing of the remainder of the shoe is for illustration purposes only and forms no part of the claimed design.

1 Claim, 2 Drawing Sheets



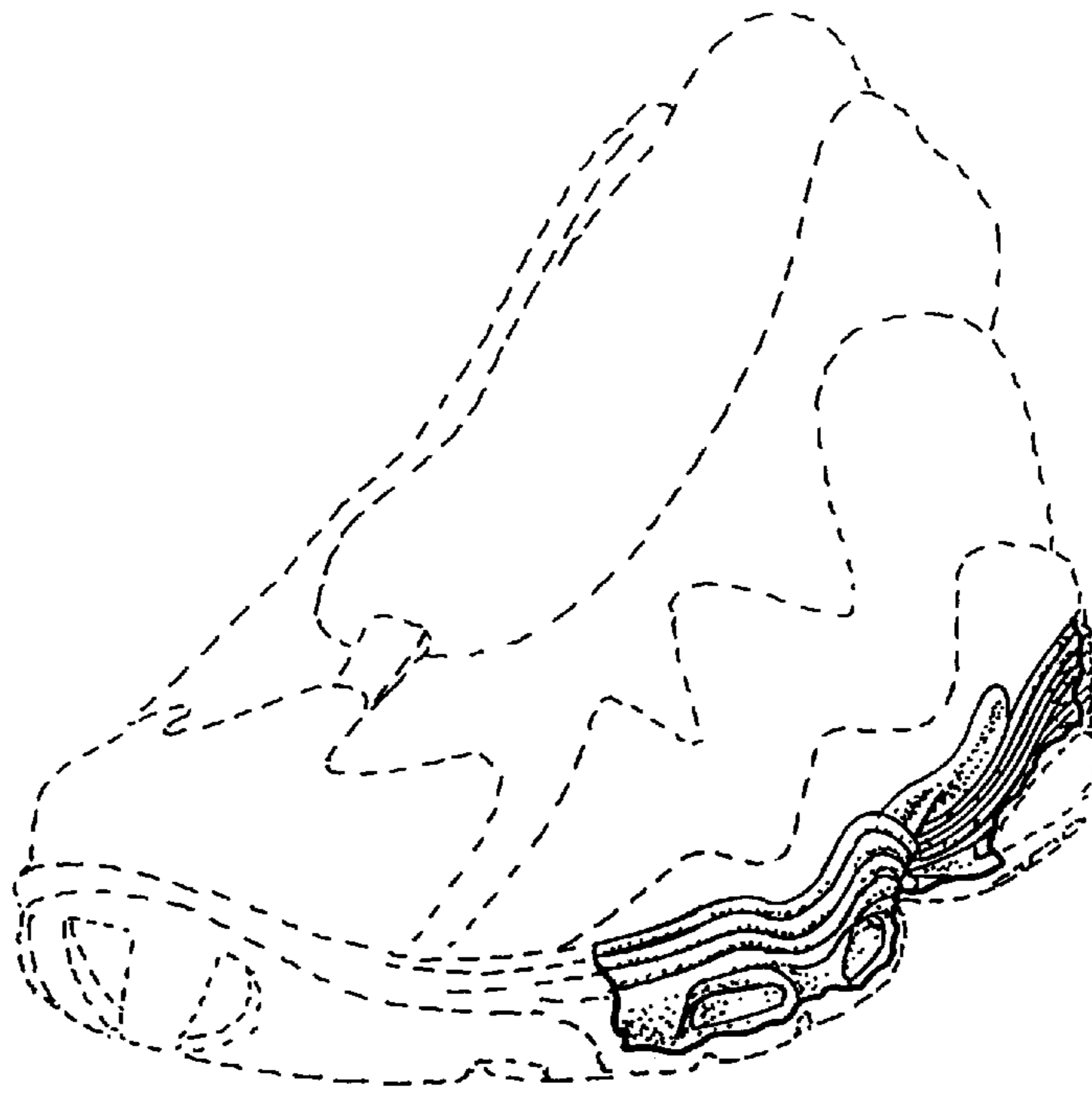


FIG. 1

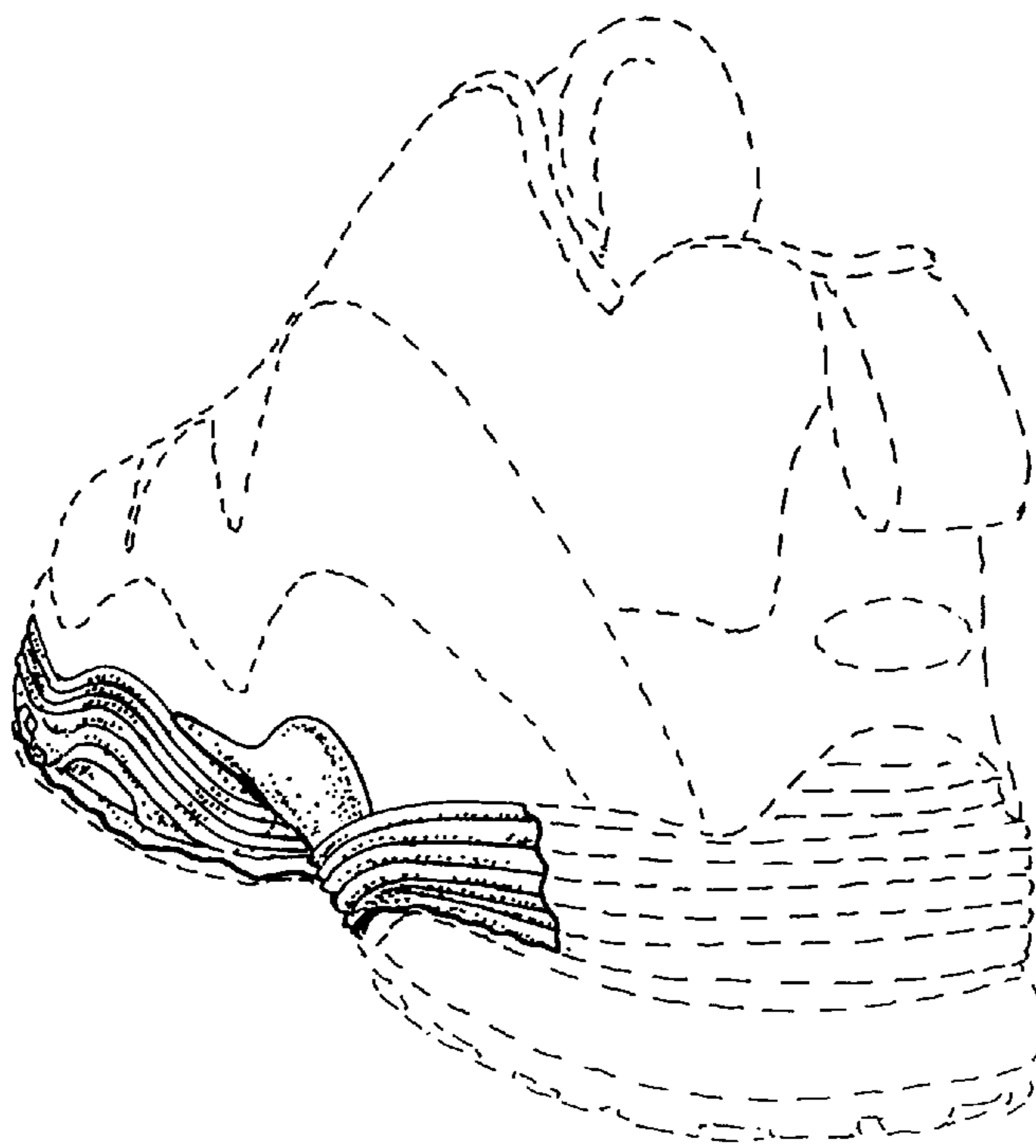


FIG. 2

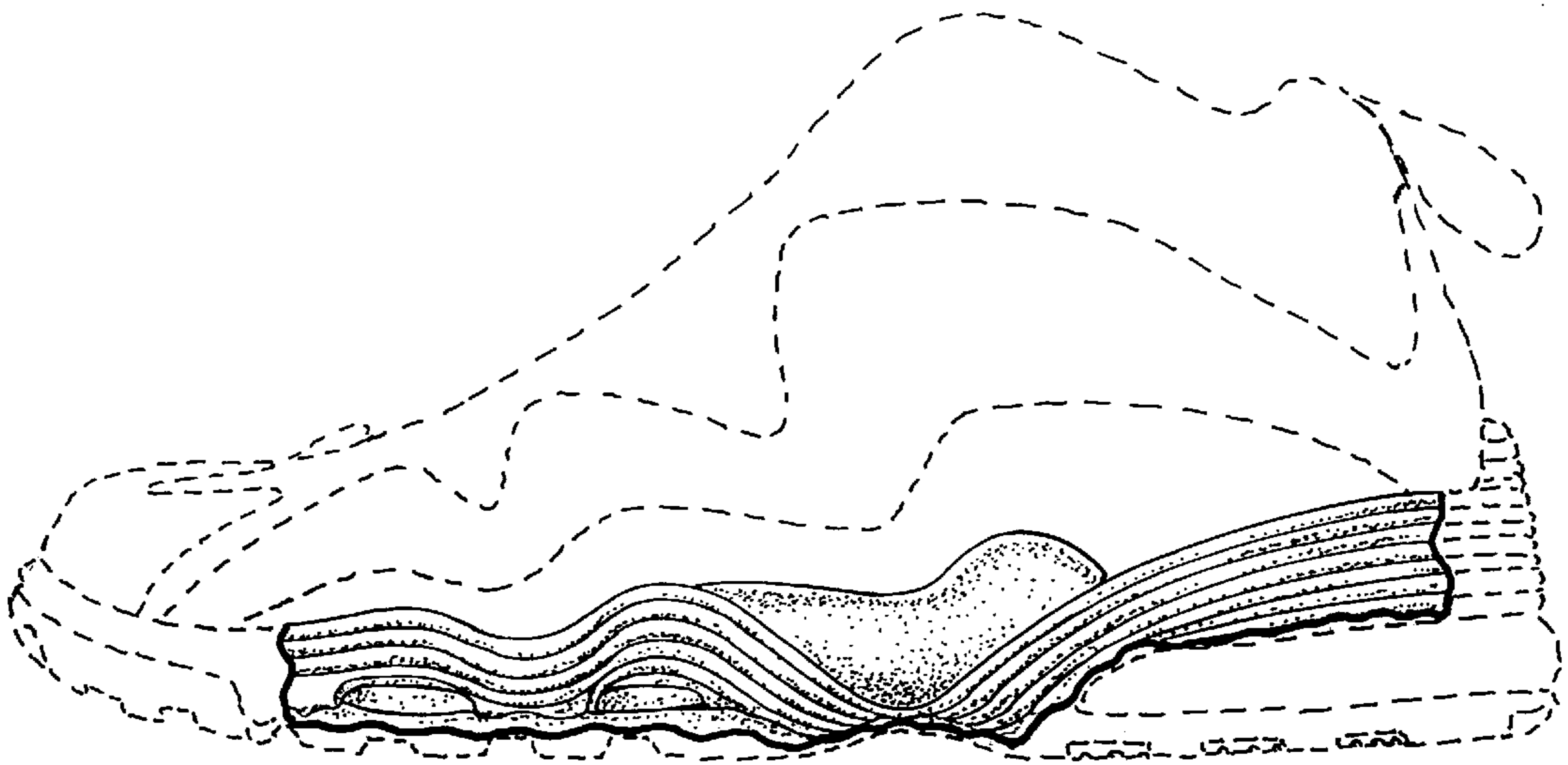


FIG. 3

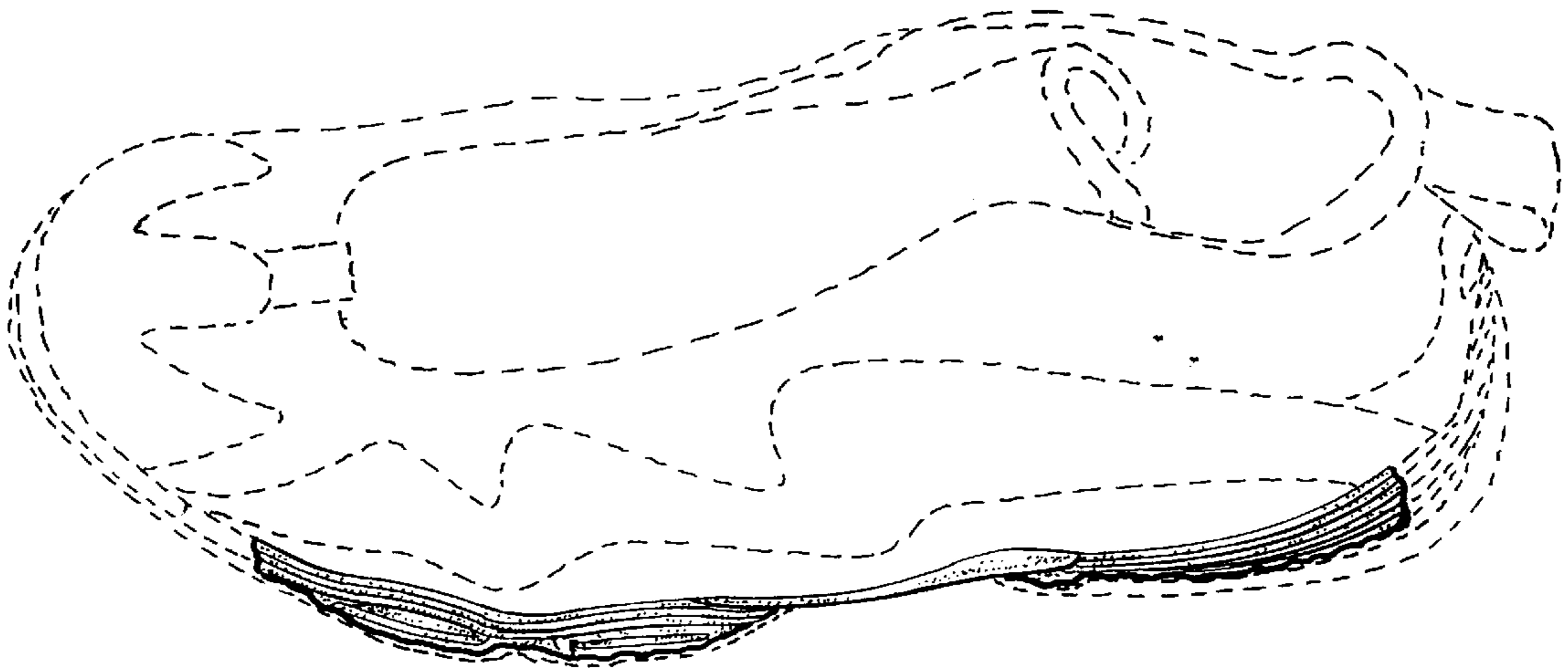


FIG. 4