



US00D398740S

United States Patent [19] Hewett

[11] Patent Number: **Des. 398,740**

[45] Date of Patent: ****Sep. 29, 1998**

[54] **PORTION OF A SHOE SOLE**

[75] Inventor: **Scott Hewett**, Quincy, Mass.

[73] Assignee: **Reebok International Ltd.**, Stoughton, Mass.

[**] Term: **14 Years**

[21] Appl. No.: **69,427**

[22] Filed: **Apr. 15, 1997**

[51] **LOC (6) Cl.** **02-99**

[52] **U.S. Cl.** **D2/947; D2/972**

[58] **Field of Search** D2/896, 902, 907, D2/908, 947, 961, 972-974, 977; 36/25 R, 28, 29, 32 R, 35 B, 45, 50.1, 53, 57

[56] **References Cited**

U.S. PATENT DOCUMENTS

D. 328,968	9/1992	Tinker .	
D. 329,739	9/1992	Hatfield .	
D. 335,015	4/1993	Lozano .	
D. 336,771	6/1993	Hatfield et al. .	
D. 337,871	8/1993	Teague .	
D. 339,674	9/1993	Avar .	
D. 341,476	11/1993	Duclos .	
D. 341,700	11/1993	Avar .	
D. 344,848	3/1994	Smith .	
D. 386,590	11/1997	Cass	D2/947
D. 391,058	2/1998	Cooper	D2/972
D. 391,059	2/1998	Lozano	D2/972

OTHER PUBLICATIONS

Etonic®EON, Etonic®Profile and Etonic®Stableair™ Pro III, Asics® Gel-MC™ 126, Puma® Cell Distance and Puma® Cell Speed, The Road Runner Sports Apr./May 1997 catalog, pp. 44, 51 and 57.

The DMX™ RXT, the Electrolyte, the Rumor, the RXT Prelude, the Cross Court Sinnet, the Club Series Soft Court, The Reebok Footwear Fall 1997 catalog, pp. 24 and 43.

Primary Examiner—Dominic Simone
Attorney, Agent, or Firm—Sterne, Kessler, Goldstein & Fox P.L.L.C.

[57] **CLAIM**

The ornamental design for a portion of a shoe sole, as shown and described.

DESCRIPTION

FIG. 1 is a side elevational view of a portion of a shoe sole showing my new design;

FIG. 2 is a front elevational view thereof;

FIG. 3 is a rear elevational view thereof;

FIG. 4 is a cross section view of the shoe midsole taken along line 4—4 of FIG. 1;

FIG. 5 is a cross section view of the shoe midsole taken along line 5—5 of FIG. 1;

FIG. 6 is a side elevational view of a second embodiment of FIG. 1;

FIG. 7 is a front elevational view of FIG. 6;

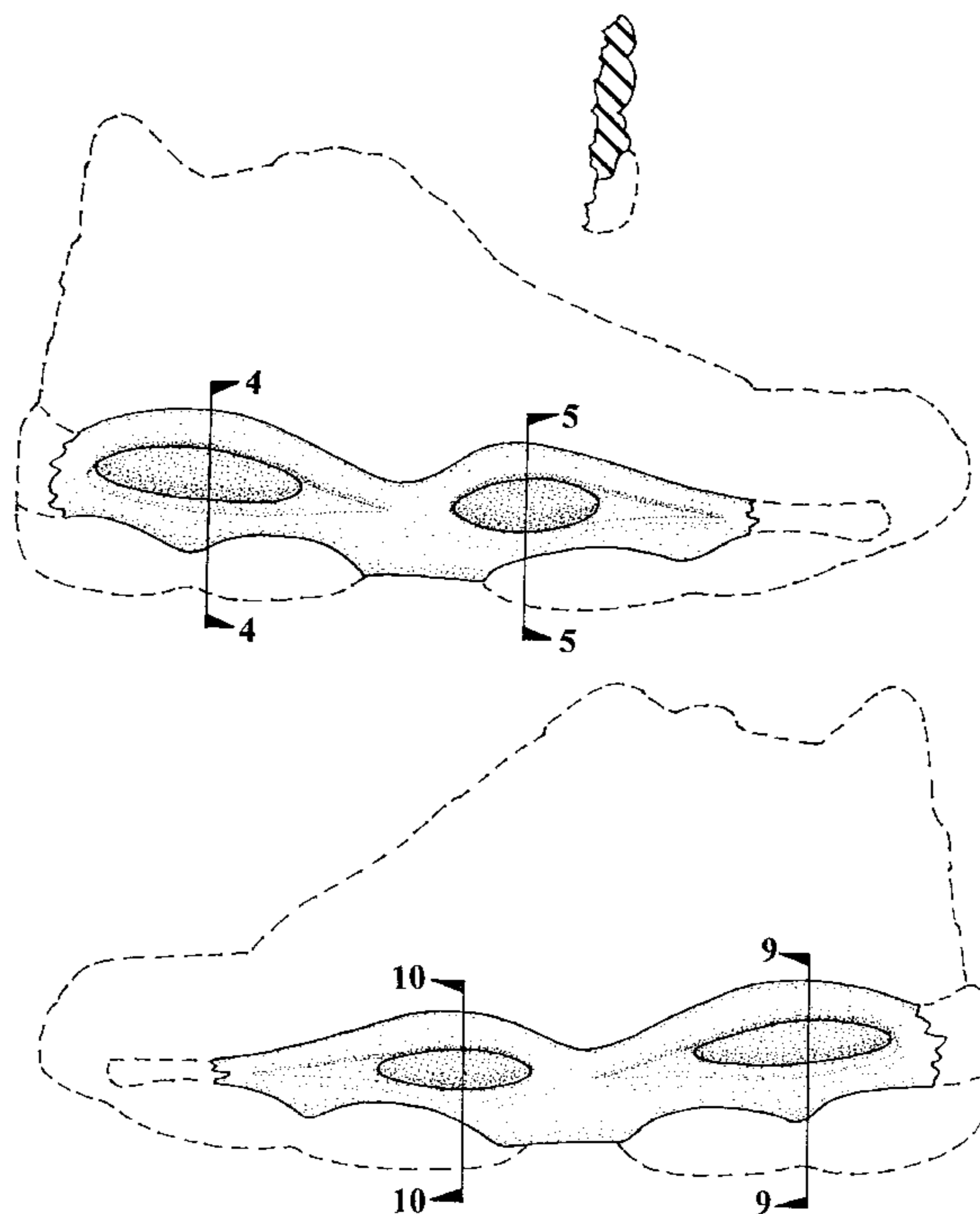
FIG. 8 is a rear elevational view of FIG. 6;

FIG. 9 is a cross section view of FIG. 6, taken along line 9—9 of FIG. 6; and,

FIG. 10 is a cross section view of FIG. 6, taken along the line 10—10 of FIG. 6.

The broken line showing of a shoe in FIGS. 1-10 is environmental only and forms no part of the claimed design.

1 Claim, 3 Drawing Sheets



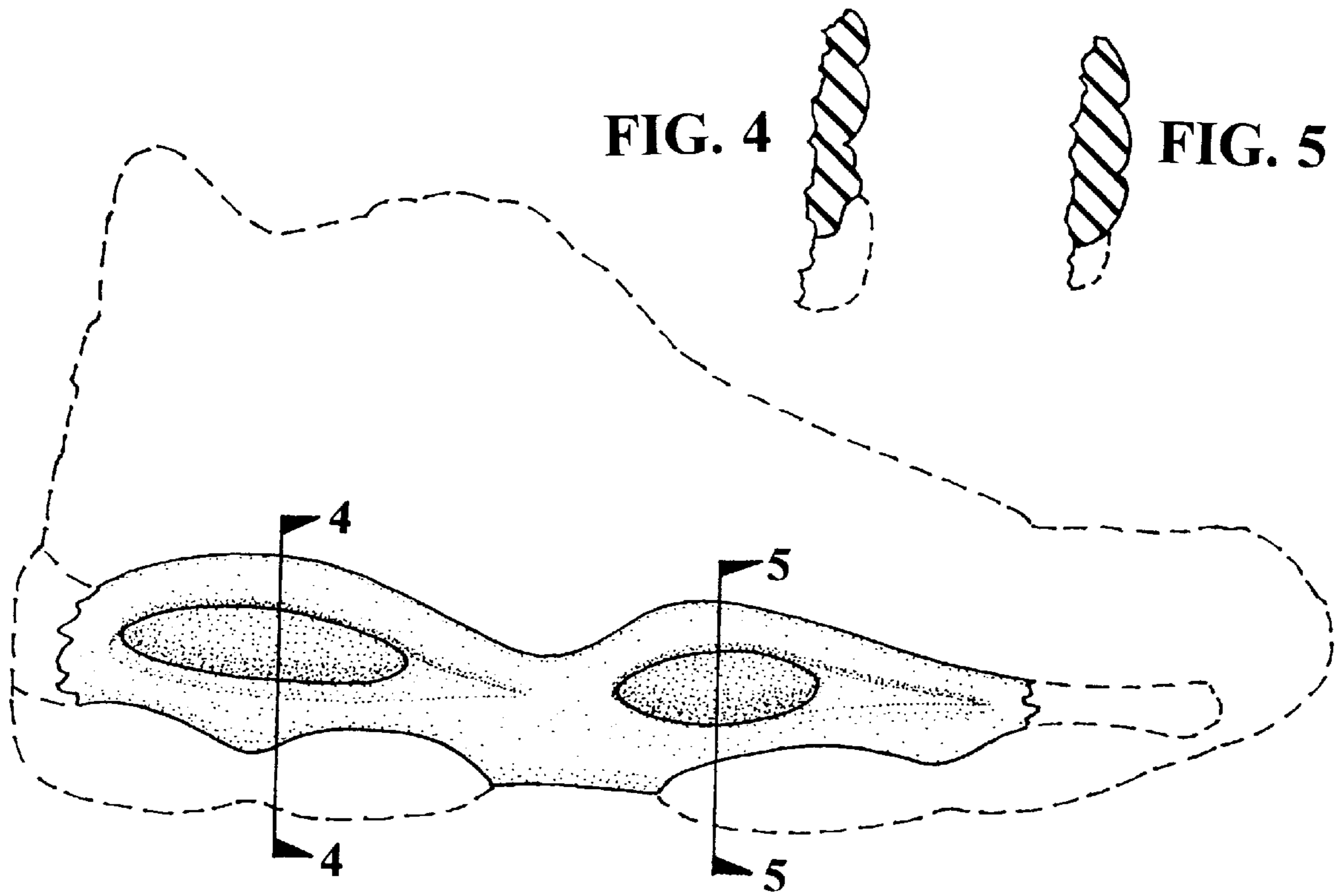


FIG. 4

FIG. 5

FIG. 1




FIG. 2

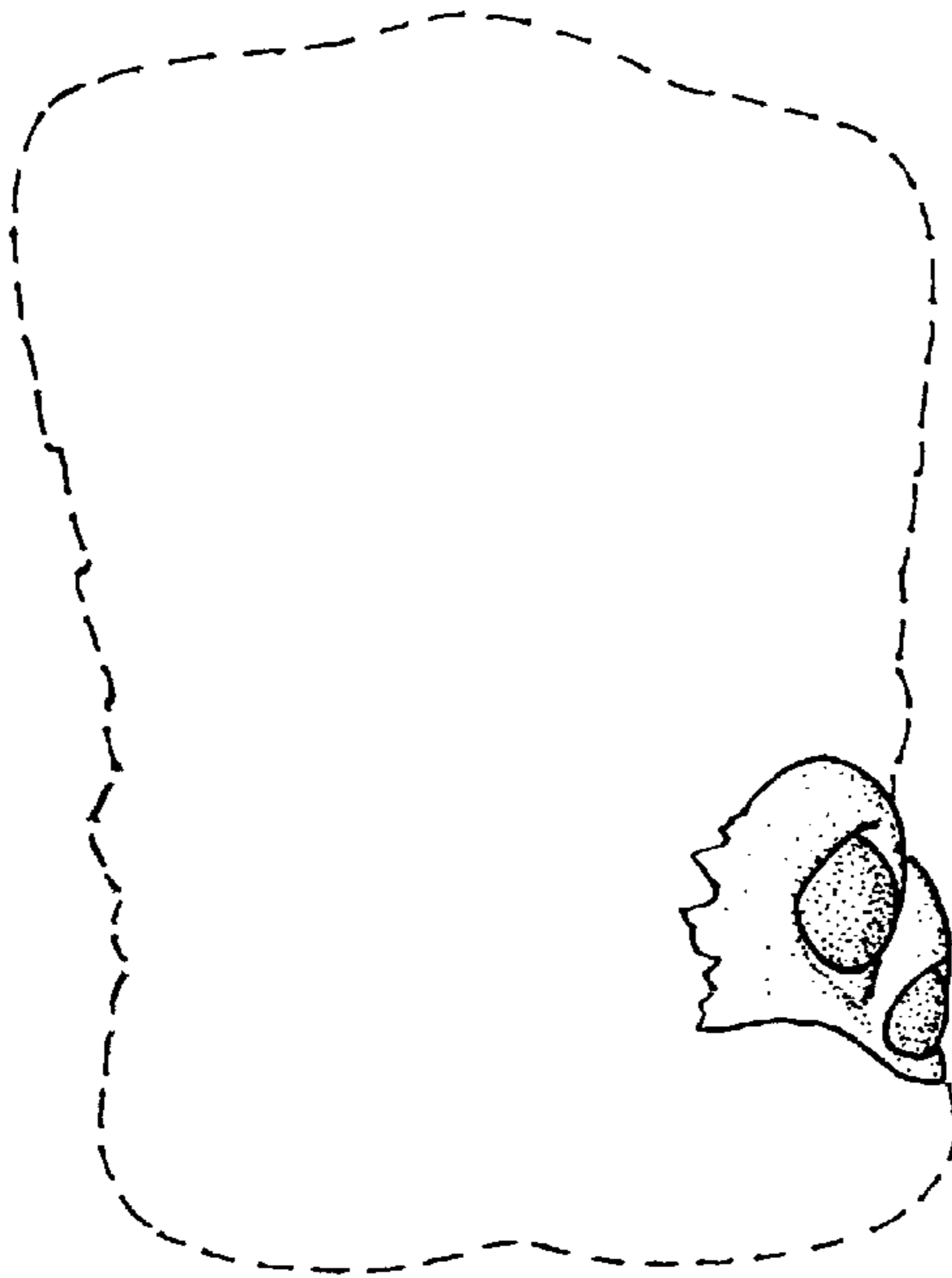


FIG. 3

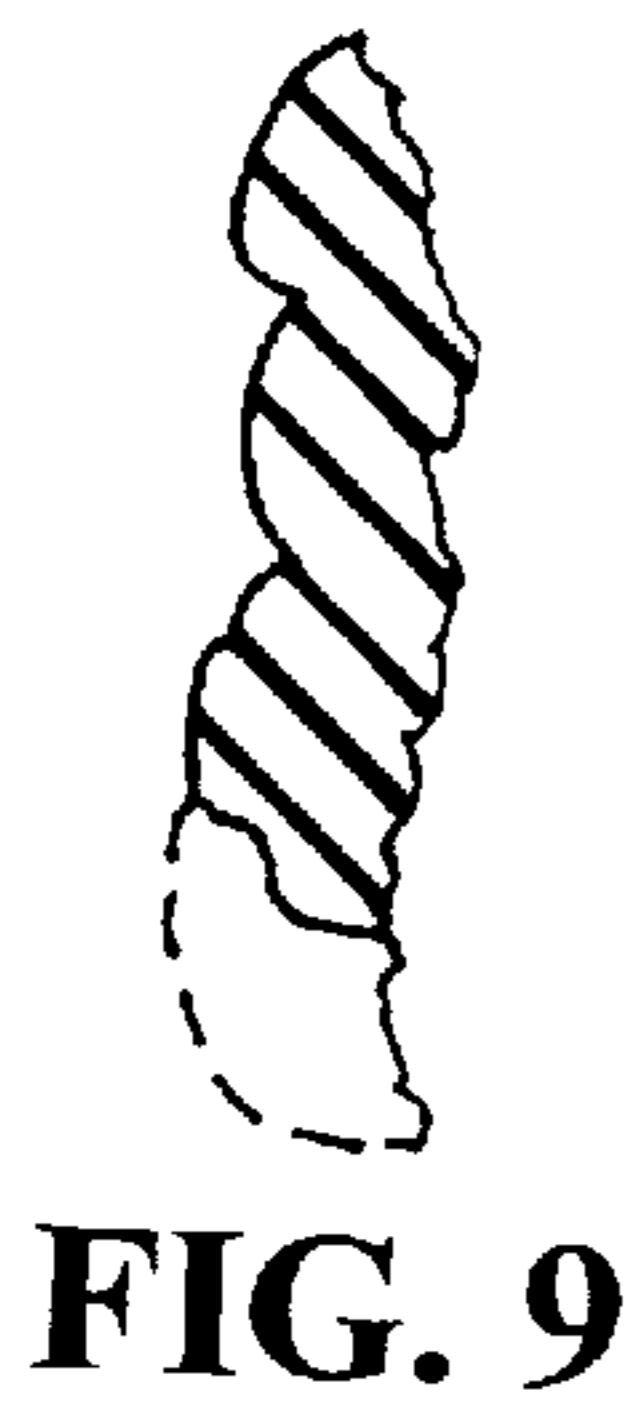


FIG. 9



FIG. 10

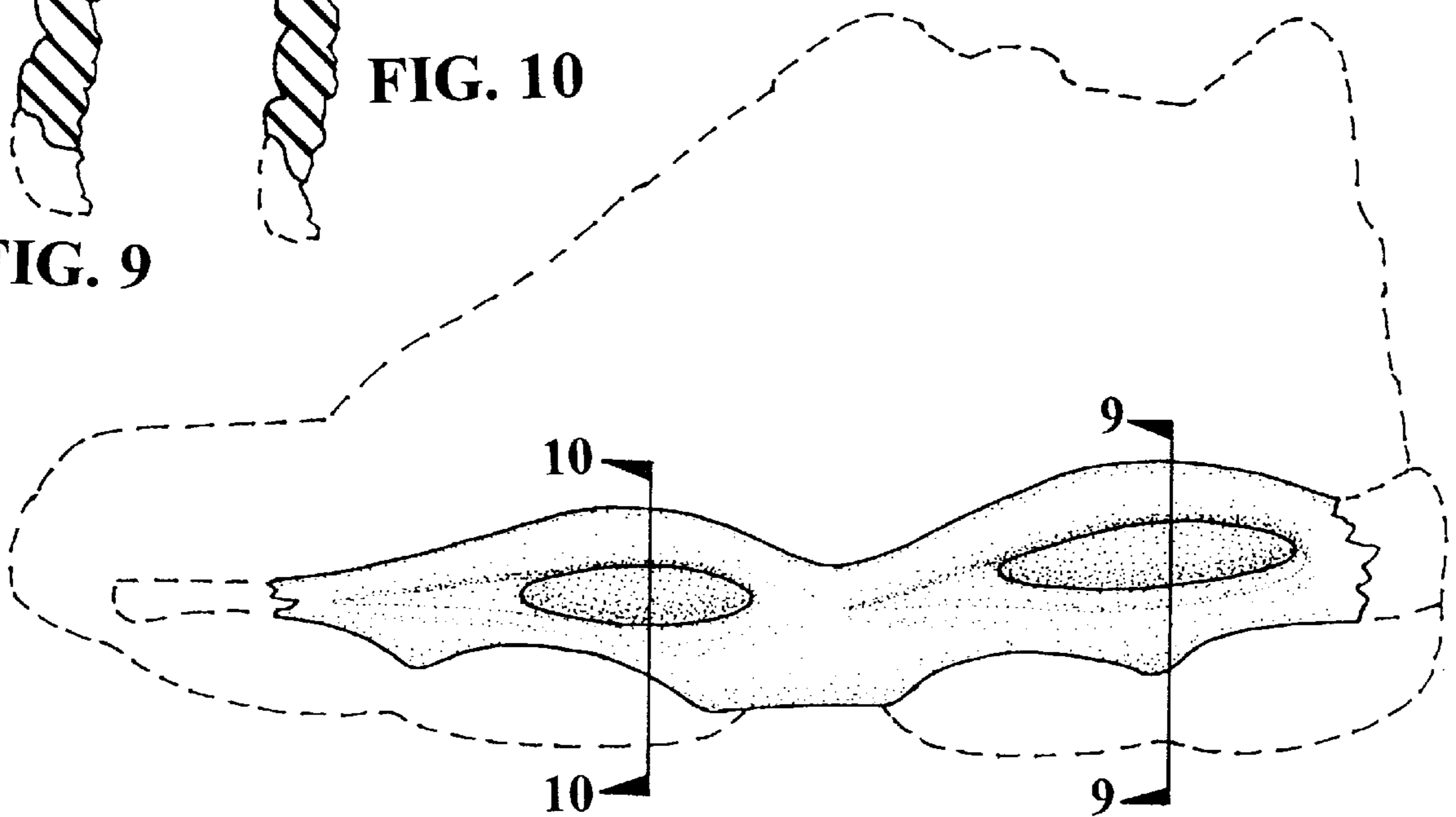


FIG. 6




FIG. 7

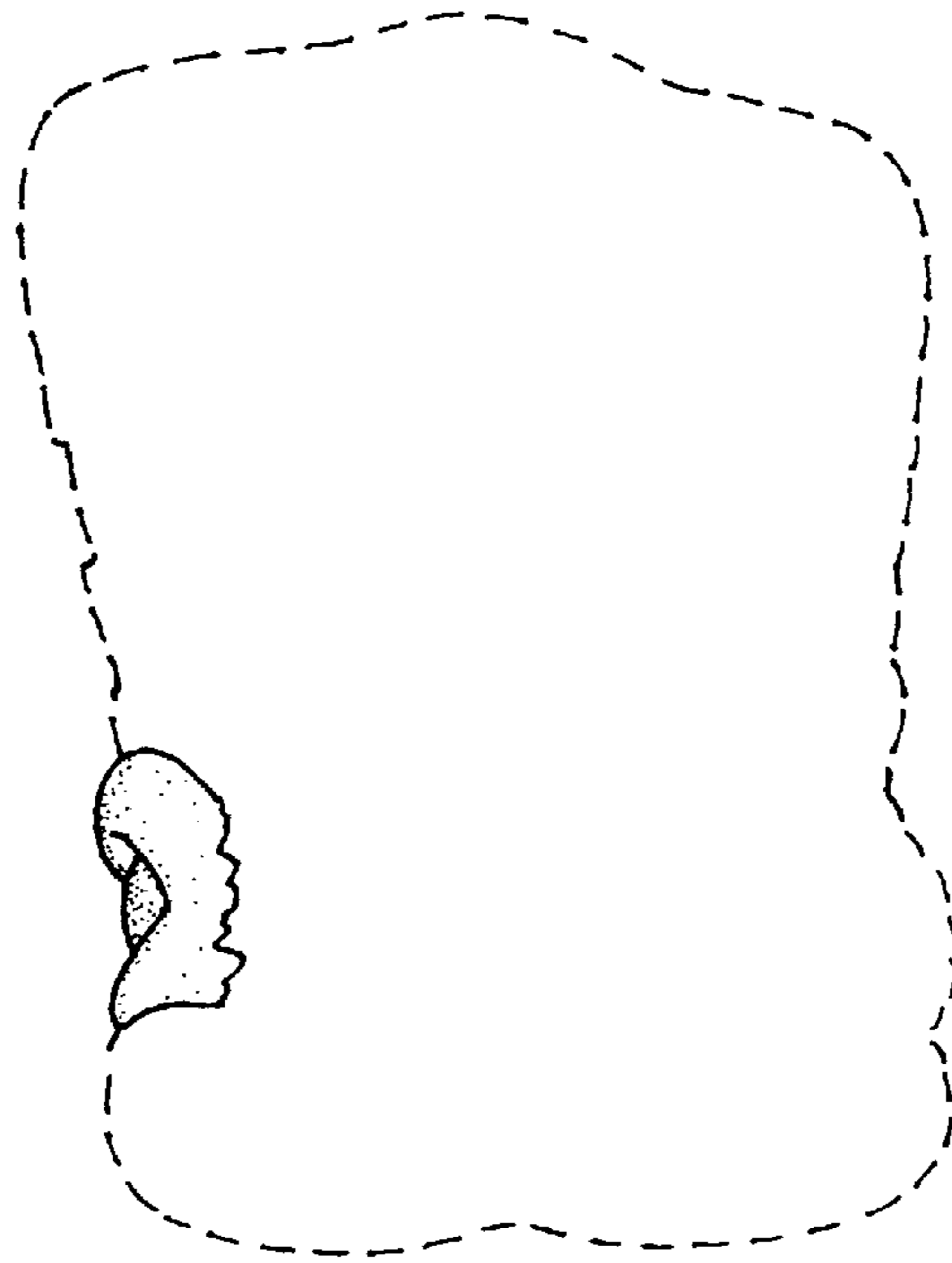


FIG. 8