



US00D398724S

United States Patent [19]

Kohlruss et al.

[11] **Patent Number: Des. 398,724**

[45] **Date of Patent: **Sep. 22, 1998**

[54] **PAD WITH FASTENING STRIPS FOR CLEANING FLOORS**

[76] Inventors: **Gregor Kohlruss**,
Pater-Eugen-Breitenstein-Str. 1, 46325
Borken; **Ulrich Lersch**, Rustr. 10,
50259 Pulheim; **Hubert Wiesner**,
Grüner Weg 21, 46354 Südlohn, all of
Germany

[**] Term: **14 Years**

[21] Appl. No.: **56,803**

[22] Filed: **Jul. 9, 1996**

[30] **Foreign Application Priority Data**

Jan. 10, 1996 [DE] Germany M 96 00 158.5

[51] **LOC (6) Cl.** **08-05**

[52] **U.S. Cl.** **D32/40; D32/50**

[58] **Field of Search** D32/35, 40, 50;
15/208, 209.1, 228, 229.1, 229.2, 229.3,
229.4

[56] **References Cited**

U.S. PATENT DOCUMENTS

D. 262,432 12/1981 Lambert D32/40

D. 307,497	4/1990	Giallourakis	D32/35 X
1,416,480	5/1922	Leatherman	D32/40 X
2,374,170	4/1945	Brennan et al.	15/229.4
2,446,654	8/1948	Krcmar	15/209.1 X
3,761,991	10/1973	Moss	15/228 X
5,280,664	1/1994	Lin	15/227 X
5,452,491	9/1995	Thompson	15/229.4 X

Primary Examiner—James Gandy
Assistant Examiner—Cathron B. Matta
Attorney, Agent, or Firm—Collard & Roe, P.C.

[57] **CLAIM**

The ornamental design for a pad with fastening strips for cleaning floors, as shown and described.

DESCRIPTION

FIG. 1 is a front elevational view of a pad with fastening strips for cleaning floors showing the cleaning surface of our new design;

FIG. 2 is a rear elevational view thereof showing fastening strips attached thereto; and,

FIG. 3 is a side perspective view thereof.

The broken lines in FIGS. 1–3 are representational of standard stitching.

1 Claim, 1 Drawing Sheet




Fig. 1

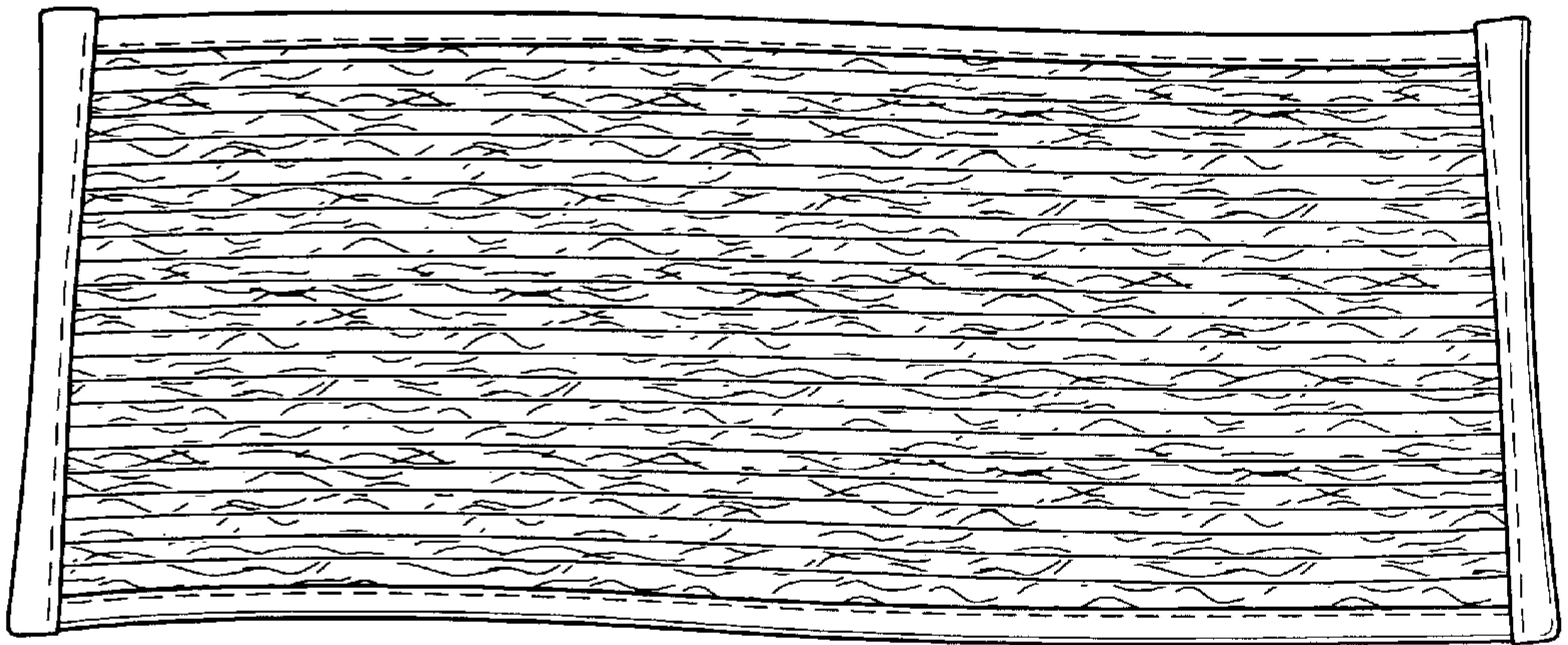


Fig. 2




Fig. 3

