



US00D398698S

United States Patent [19]

Tirone, Jr.

[11] Patent Number: **Des. 398,698**

[45] Date of Patent: ****Sep. 22, 1998**

[54] FISHING LURE

[76] Inventor: **Mario L. Tirone, Jr.**, 3 Russell Ct., Middletown, Conn. 06457

[**] Term: **14 Years**

[21] Appl. No.: **63,459**

[22] Filed: **Dec. 9, 1996**

[51] LOC (6) Cl. **22-05**

[52] U.S. Cl. **D22/126**

[58] Field of Search D22/126-133;
43/44.83, 42.18, 42, 42.02, 42.05, 42.1,
25.2, 42.22, 42.23, 42.35, 42.45, 42.36

[56] **References Cited**

U.S. PATENT DOCUMENTS

2,180,557	11/1939	Skoverski	43/44.83
2,805,512	9/1957	Bonce	43/42.18
2,874,048	2/1959	Walldov .	
3,229,407	1/1966	Quyle	43/42.18
3,449,853	6/1969	Shearer	43/42.24
3,505,755	4/1970	Pearce	43/42.06
3,611,614	10/1971	Ward	43/42.24
3,685,197	8/1972	McClellan	43/42.24
3,747,254	7/1973	Caruso	43/25.2
4,094,087	6/1978	Carpenter	43/42.24
4,158,927	6/1979	Capra et al.	43/4.5
4,231,179	11/1980	Hillesland	43/42.06
4,706,405	11/1987	Field	43/42.05
4,870,775	10/1989	Schrader	43/42.02
4,885,867	12/1989	Leal	43/42.26

4,926,578	5/1990	Morse et al.	43/42.24
5,007,194	4/1991	Coody	43/42.29
5,412,901	5/1995	Matinez	43/42.22

FOREIGN PATENT DOCUMENTS

1130735	10/1956	France	43/42.18
3118	1/1889	United Kingdom	43/42.05
23482	11/1900	United Kingdom	43/42.22

Primary Examiner—Doris V. Coles
Attorney, Agent, or Firm—Alix, Yale & Ristas, LLP

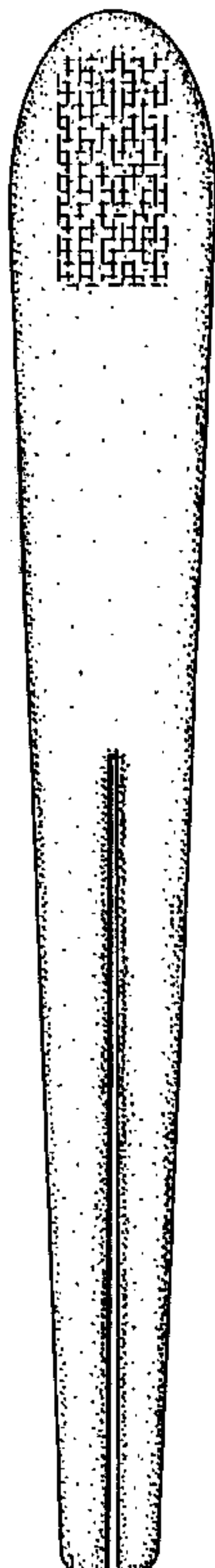
[57] **CLAIM**

The ornamental design for fishing lure, as shown.

DESCRIPTION

FIG. 1 is bottom plan view of the fishing lure showing my new design;
 FIG. 2 is a top plan view thereof;
 FIG. 3 is a side elevational view thereof, the opposite side being identical;
 FIG. 4 is a front elevational view thereof;
 FIG. 5 is a rear elevational view thereof;
 FIG. 6 is a top plan view of the front portion of a second embodiment of my new design, the remaining portion being identical to that shown in the first embodiment of FIGS. 1-5;
 FIG. 7 is a side elevational view of the embodiment of FIG. 6; and,
 FIG. 8 is a front elevational view of the embodiment of FIG. 6.

1 Claim, 2 Drawing Sheets



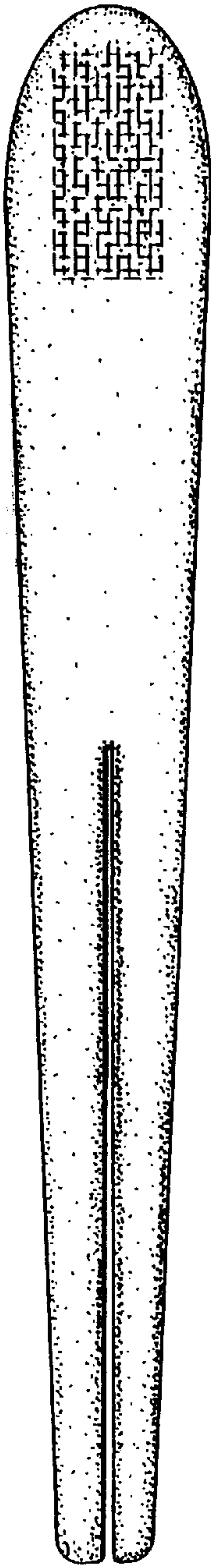


FIG. 1

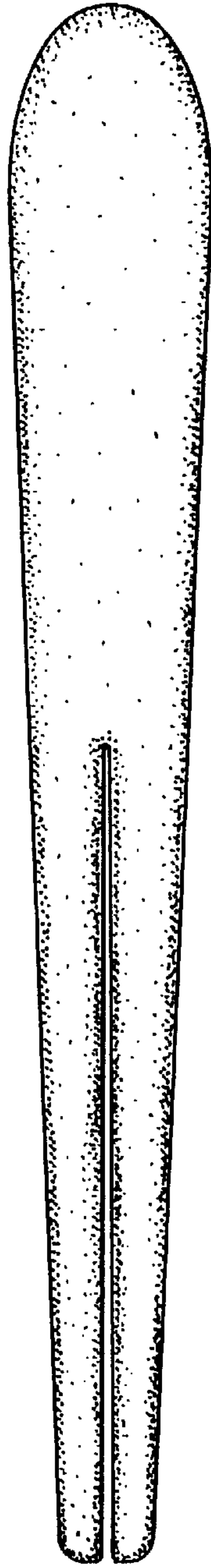


FIG. 2



FIG. 3




FIG. 4



FIG. 5

FIG. 6

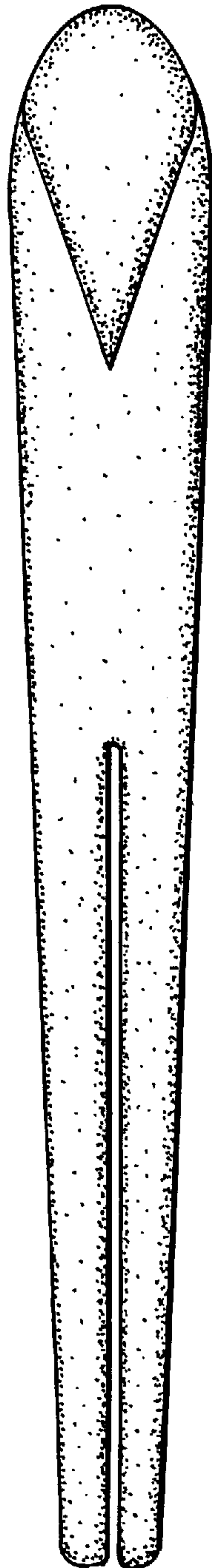


FIG. 7




FIG. 8