



US00D398680S

# United States Patent [19]

Kennedy et al.

[11] **Patent Number: Des. 398,680**

[45] **Date of Patent: \*\*Sep. 22, 1998**

[54] **ALUMINUM COMPOSITE DOUBLE WALL BAT**

[76] Inventors: **Thomas J. Kennedy**, 3 Mirick La., Wilbraham, Mass. 01095; **Brian P. Feeney**, 9 Broad Leaf La., Enfield, Conn. 06082

[\*\*] Term: **14 Years**

[21] Appl. No.: **66,539**

[22] Filed: **Feb. 13, 1997**

[51] **LOC (6) Cl. .... 21-02**

[52] **U.S. Cl. .... D21/211**

[58] **Field of Search .... D21/210, 211; 473/564-567, 520**

[56] **References Cited**

**U.S. PATENT DOCUMENTS**

400,354	3/1889	Morris .....	D21/211 X
3,377,066	4/1968	Trowbridge .....	473/564
3,392,976	7/1968	Hayes .....	473/564
3,469,839	9/1969	Pietronuto et al. ....	473/564
3,479,030	11/1969	Merola .....	473/520
3,729,196	4/1973	Heald, Jr. ....	473/520

4,090,709	5/1978	Fujii .....	473/566
5,421,572	6/1995	MacKay, Jr. ....	473/566
5,490,669	2/1996	Smart .....	473/564
5,620,179	4/1997	MacKay, Jr. ....	473/564
5,624,115	4/1997	Baum .....	473/567

**OTHER PUBLICATIONS**

Schaper-Cosom sporting goods; p. 8, Bats, 1986.

*Primary Examiner*—Sandra L. Morris

*Assistant Examiner*—Mitchell I. Siegel

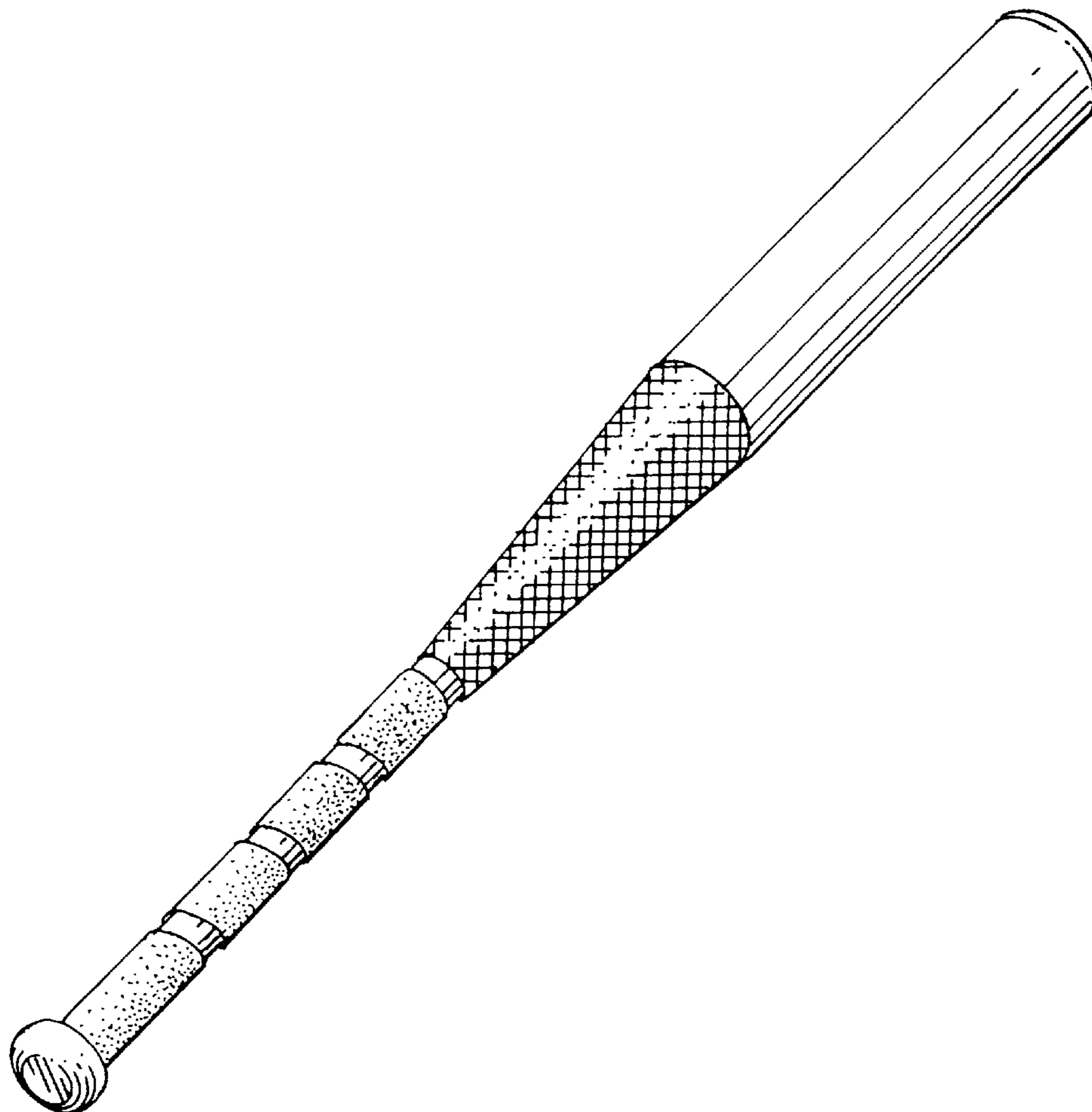
[57] **CLAIM**

The ornamental design of the aluminum composite double wall bat, as shown and described.

**DESCRIPTION**

FIG. 1 is a perspective view of the aluminum composite double wall bat showing the design of our invention; FIG. 2 is a front view thereof; FIG. 3 is a bottom view thereof; and, FIG. 4 is a top plan view thereof. The rear view, left side view and right side view are mirror images of the front view.

**1 Claim, 1 Drawing Sheet**



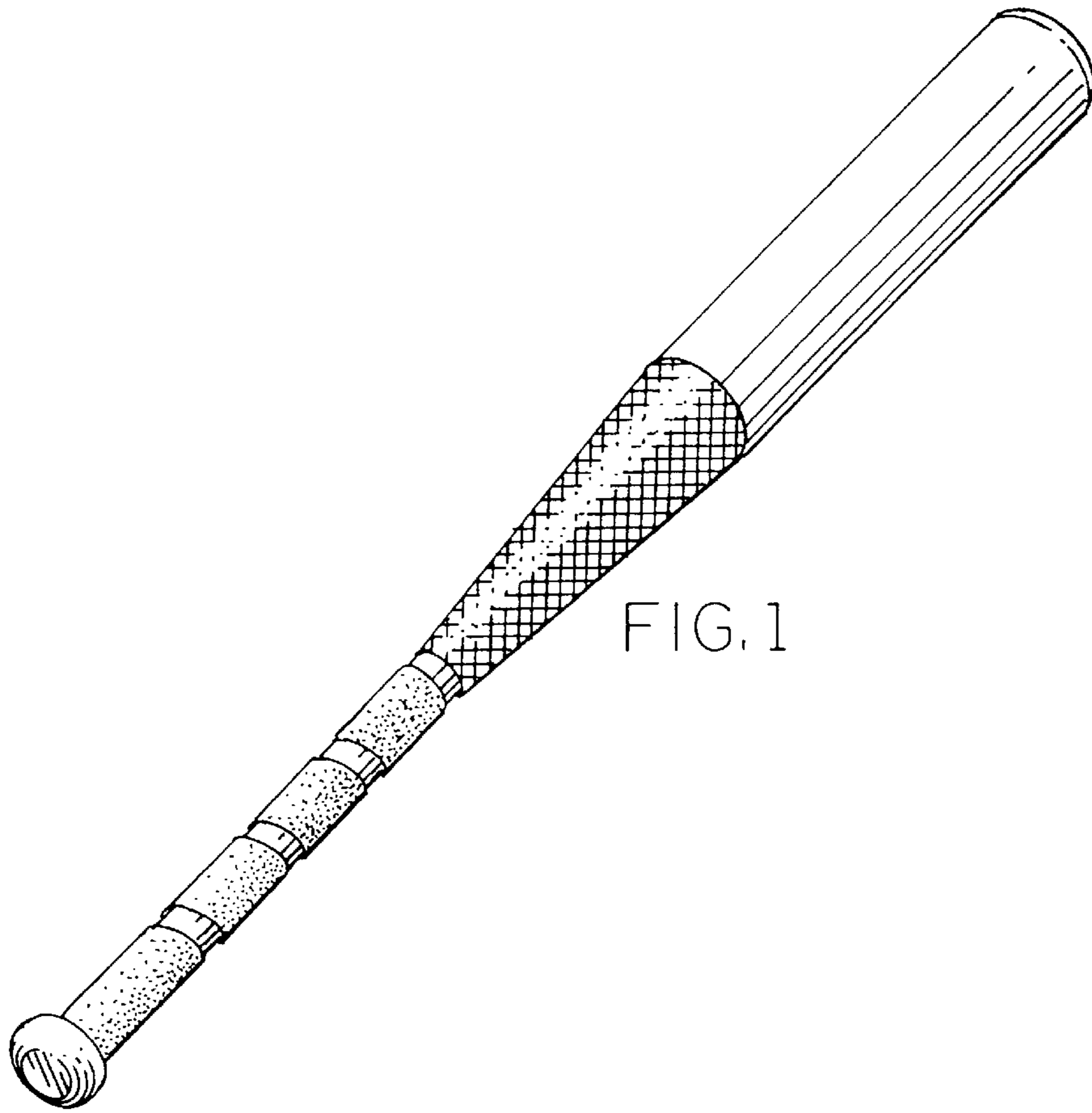


FIG. 1




FIG. 3



FIG. 4

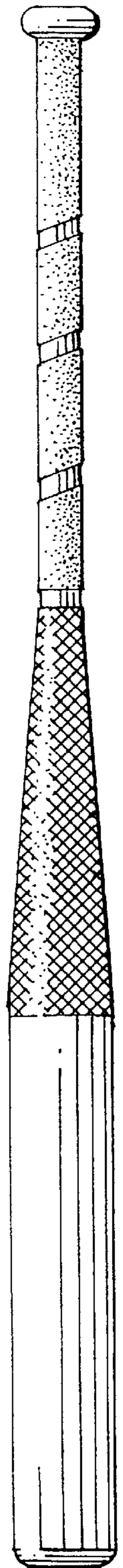


FIG. 2