



US00D398650S

United States Patent [19] Shamoon

[11] Patent Number: **Des. 398,650**

[45] Date of Patent: ****Sep. 22, 1998**

[54] **CLIPBOARD CASE**

[76] Inventor: **Ellis N. Shamoon**, 2833 Park Bridge Ct., Dallas, Tex. 75219

[**] Term: **14 Years**

[21] Appl. No.: **75,765**

[22] Filed: **Aug. 22, 1997**

[51] **LOC (6) Cl.** **19-02**

[52] **U.S. Cl.** **D19/88; D19/90; D19/78; D19/65**

[58] **Field of Search** D19/20, 36, 52, D19/65, 75, 78, 86, 88, 90, 91, 92, 99, 100; 248/441.1, 442.2, 451, 452; 206/214, 371, 224; 40/371; 312/231

[56] **References Cited**

U.S. PATENT DOCUMENTS

D. 255,251	6/1980	Hansen et al.	D19/75 X
D. 261,903	11/1981	Mulder	D19/88
D. 298,955	12/1988	Zovar	D19/88
D. 313,819	1/1991	Craft, Jr. et al.	D19/88
D. 324,399	3/1992	Murphy	D19/78 X

D. 341,626	11/1993	Rosmarin, Jr. et al.	D19/90 X
D. 354,772	1/1995	Flickinger et al.	D19/88
D. 366,501	1/1996	Shamoon	D19/36 X
D. 379,477	5/1997	Shamoon	D19/88
3,977,744	8/1976	Dewitt	312/231
4,645,163	2/1987	Zovar	248/422
4,919,037	4/1990	Mitchell	D19/88 X

Primary Examiner—Martie Thompson
Attorney, Agent, or Firm—Daniel V. Thompson

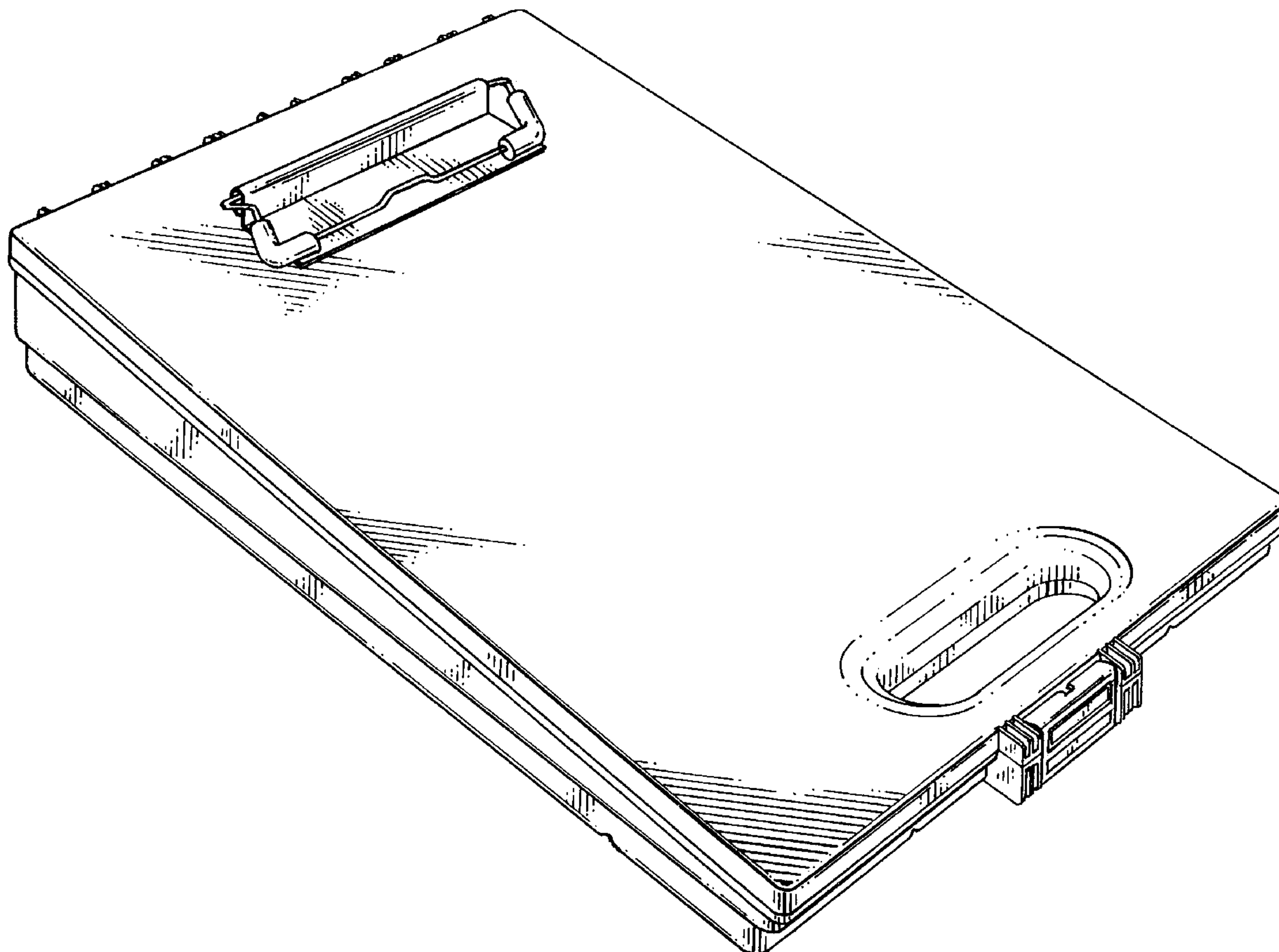
[57] **CLAIM**

The ornamental design for a “clipboard case”, as shown and described.

DESCRIPTION

FIG. 1 is a perspective view;
FIG. 2 is a top view;
FIG. 3 is a bottom view;
FIG. 4 is a side view;
FIG. 5 is a side view similar to FIG. 4 except rotated 180 degrees;
FIG. 6 is an end view; and,
FIG. 7 is an end view similar to FIG. 6 except rotated 180 degrees.

1 Claim, 4 Drawing Sheets



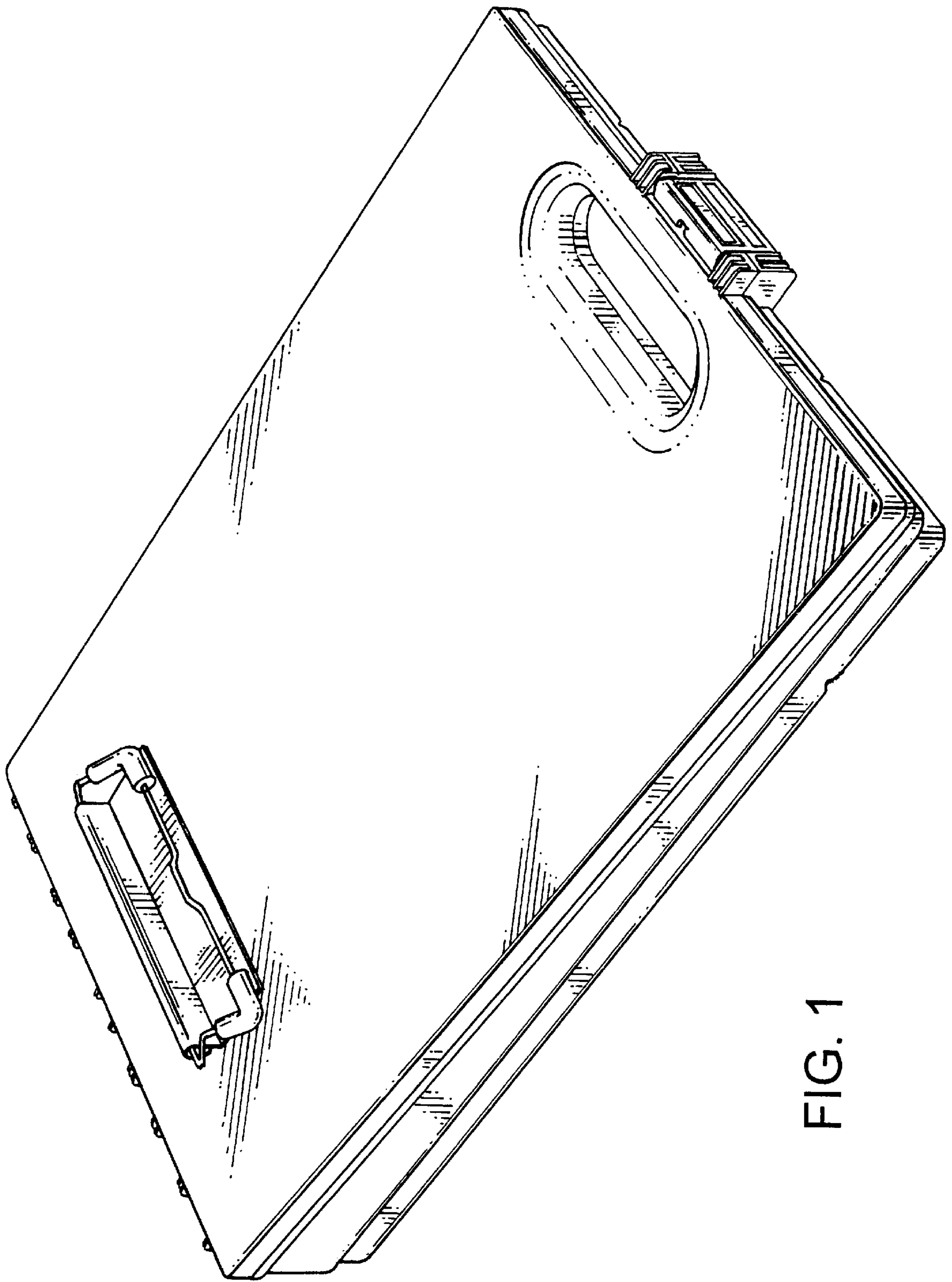


FIG. 1




FIG. 2




FIG. 3

FIG. 4

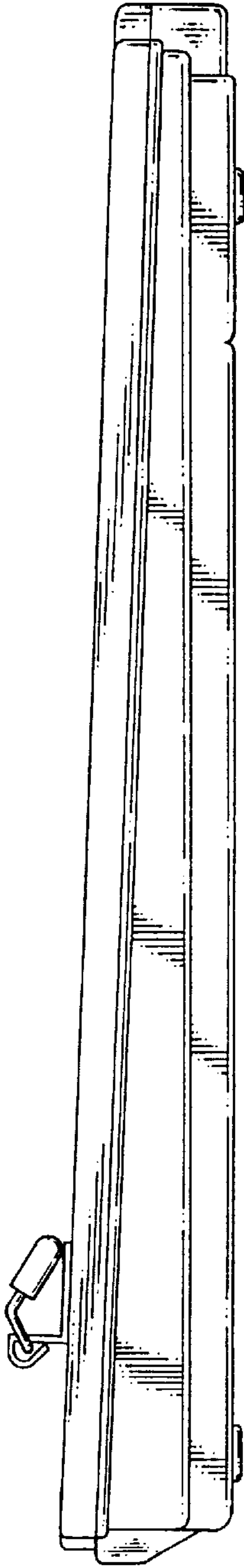


FIG. 5

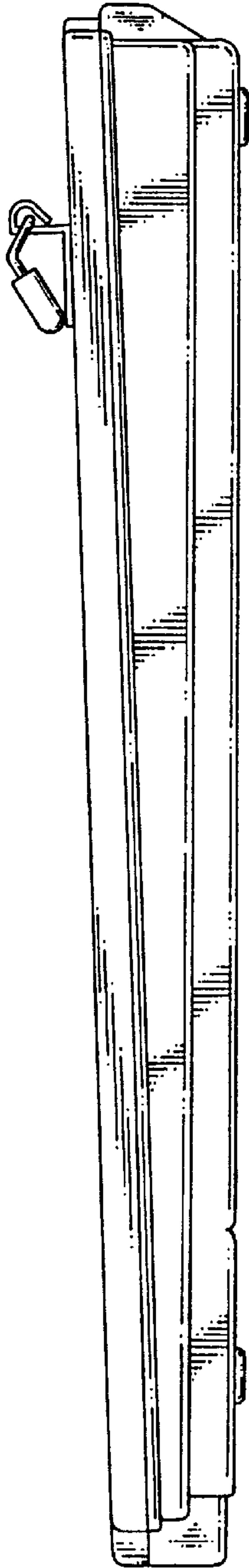


FIG. 6

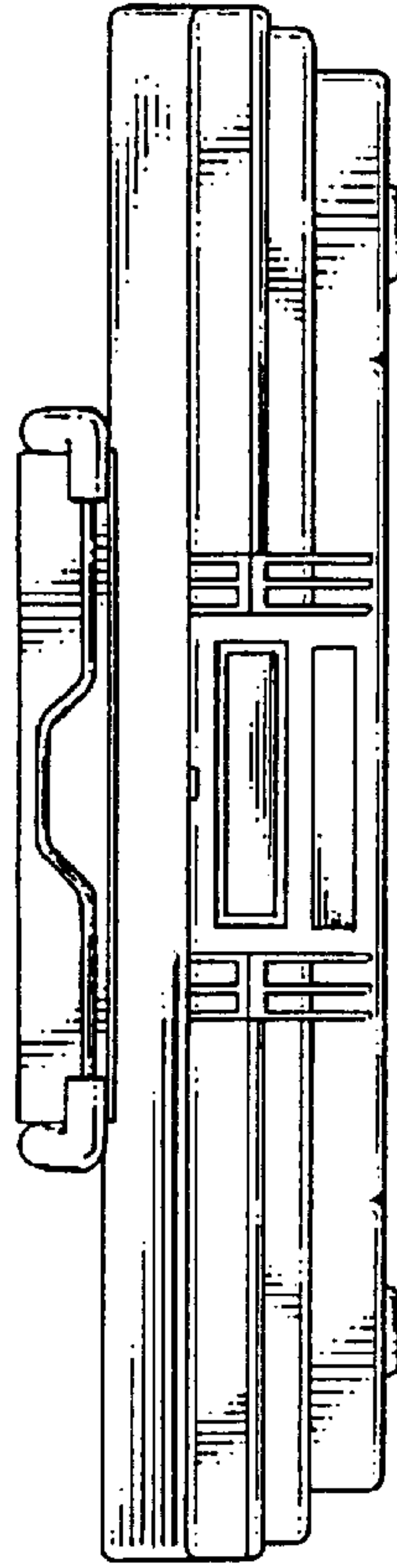


FIG. 7

