



US00D398637S

# United States Patent [19]

Beacham et al.

[11] **Patent Number: Des. 398,637**

[45] **Date of Patent: \*\*Sep. 22, 1998**

[54] **PRINTER STAND WITH MEDIA ORGANIZER**

[75] Inventors: **William Hassell Beacham**, Cincinnati, Ohio; **Thomas Eugene Pangburn**; **Gene Anthony Wade**, both of Lexington, Ky.

[73] Assignee: **Lexmark International, Inc.**, Lexington, Ky.

[\*\*] Term: **14 Years**

[21] Appl. No.: **64,854**

[22] Filed: **Jan. 13, 1997**

[51] **LOC (6) Cl. .... 18-02**

[52] **U.S. Cl. .... D18/59**

[58] **Field of Search .... D18/56, 59; D19/92; 248/670, 676, 172, 176.1; 400/691; 206/561**

[56] **References Cited**

**U.S. PATENT DOCUMENTS**

D. 46,984	2/1915	Lindsay	.....	D19/92
D. 245,987	10/1977	Olson	.....	D19/92
D. 348,284	6/1994	Throud et al.	.....	D19/92
D. 356,106	3/1995	Agata	.....	D18/59
4,522,521	6/1985	Scott	.....	400/691
5,106,051	4/1992	Jondelius	.....	400/691

*Primary Examiner*—Louis S. Zarfes  
*Assistant Examiner*—G. Albert Andoll  
*Attorney, Agent, or Firm*—John A. Brady


[57] **CLAIM**

The ornamental design for a printer stand with media organizer, as shown and described.

**DESCRIPTION**

FIG. 1 is a top view of a first embodiment of a printer stand with media organizer showing our new design; FIG. 2 is a front view thereof, showing a tray of size for envelopes on the left and a tray of size for correspondence paper on the right; FIG. 3 is a right side view thereof; FIG. 4 is a left side view thereof; FIG. 5 is a rear view thereof; FIG. 6 is a bottom view thereof; FIG. 7 is a top, front left side perspective view thereof; FIG. 8 is a top, front left side perspective view of a second embodiment of a printer stand with media organizer showing our new design; FIG. 9 is a front view thereof, showing two trays of size for envelopes on the left and two trays of size for correspondence paper on the right; FIG. 10 is a right side view thereof; FIG. 11 is a left side view thereof; and, FIG. 12 is a rear view thereof.

**1 Claim, 12 Drawing Sheets**








FIG. 1






FIG. 2






FIG. 3






FIG. 4






Fig. 5






Fig. 6






Fig. 7






FIG. 8






Fig. 9






Fig. 10






FIG. 11






Fig. 12