



US00D398607S

# United States Patent [19]

Hanafsa et al.

[11] **Patent Number: Des. 398,607**

[45] **Date of Patent: \*\*Sep. 22, 1998**

[54] **PAGER**

[75] Inventors: **Norihito Hanafsa**, Kanagawa;  
**Yukinori Ido**, Tokyo, both of Japan

[73] Assignee: **Casio Computer Co., Ltd.**, Tokyo,  
Japan

[\*\*] Term: **14 Years**

[21] Appl. No.: **70,862**

[22] Filed: **Apr. 16, 1997**

[51] **LOC (6) Cl.** ..... **14-03**

[52] **U.S. Cl.** ..... **D14/191**

[58] **Field of Search** ..... D14/124, 188,  
D14/191, 192, 299; 340/311.1; 455/38.1-38.4,  
90, 92, 100, 344

[56] **References Cited**

**U.S. PATENT DOCUMENTS**

D. 325,912 5/1992 Sakai et al. .... D14/191

D. 338,465 8/1993 Hayasaka et al. .... D14/191  
D. 346,167 4/1994 Hyvonen ..... D14/191  
D. 375,099 10/1996 Khoo ..... D14/191

*Primary Examiner*—Sandra L. Morris  
*Assistant Examiner*—Nanda Bondade  
*Attorney, Agent, or Firm*—Frishauf, Holtz, Goodman,  
Langer & Chick

[57] **CLAIM**

The ornamental design for a pager, as shown.

**DESCRIPTION**

FIG. 1 is a front elevational view of a pager showing our new design;  
FIG. 2 is a right side elevational view thereof;  
FIG. 3 is a left side elevational view thereof;  
FIG. 4 is a top plan view thereof;  
FIG. 5 is a bottom plan view thereof;  
FIG. 6 is a rear elevational view thereof; and,  
FIG. 7 is a perspective view thereof.

**1 Claim, 2 Drawing Sheets**




FIG. 4




FIG. 3

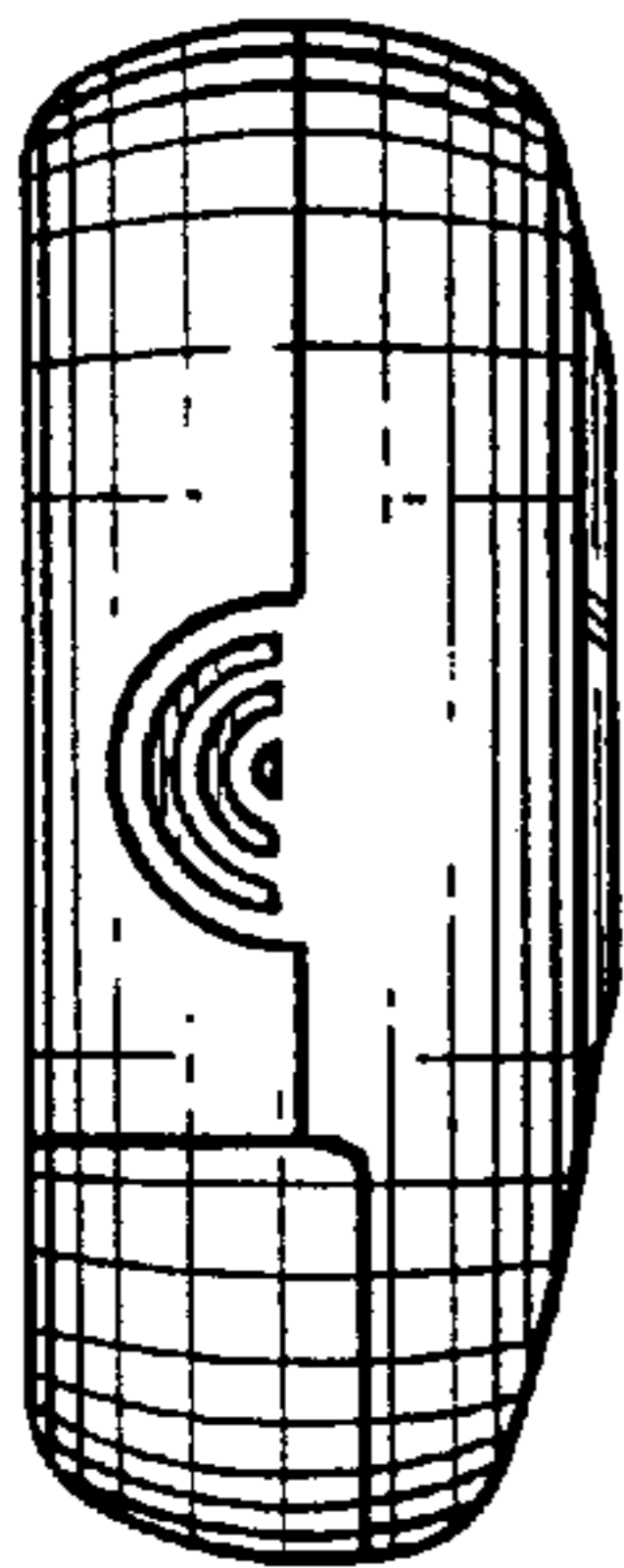


FIG. 1

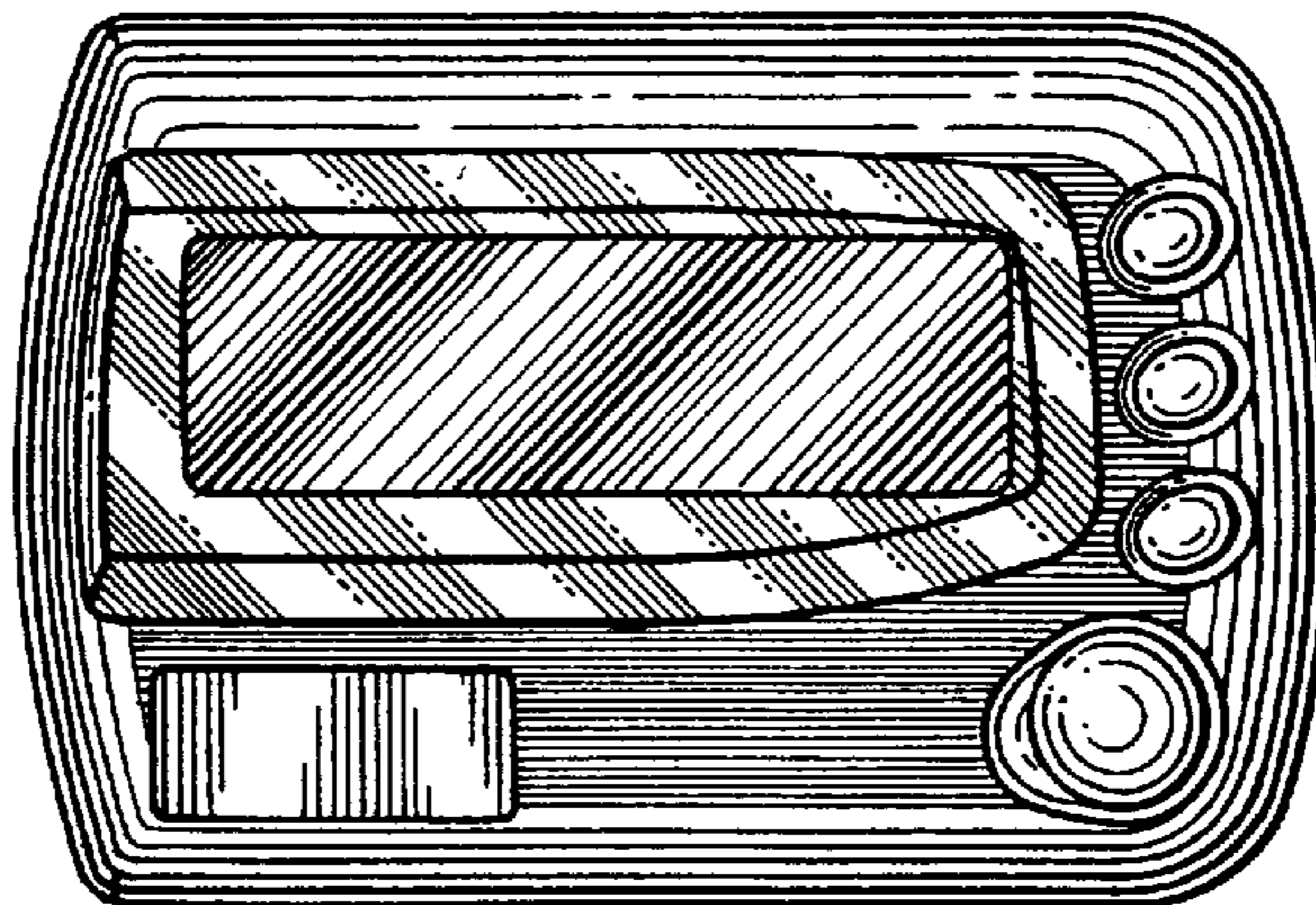


FIG. 2

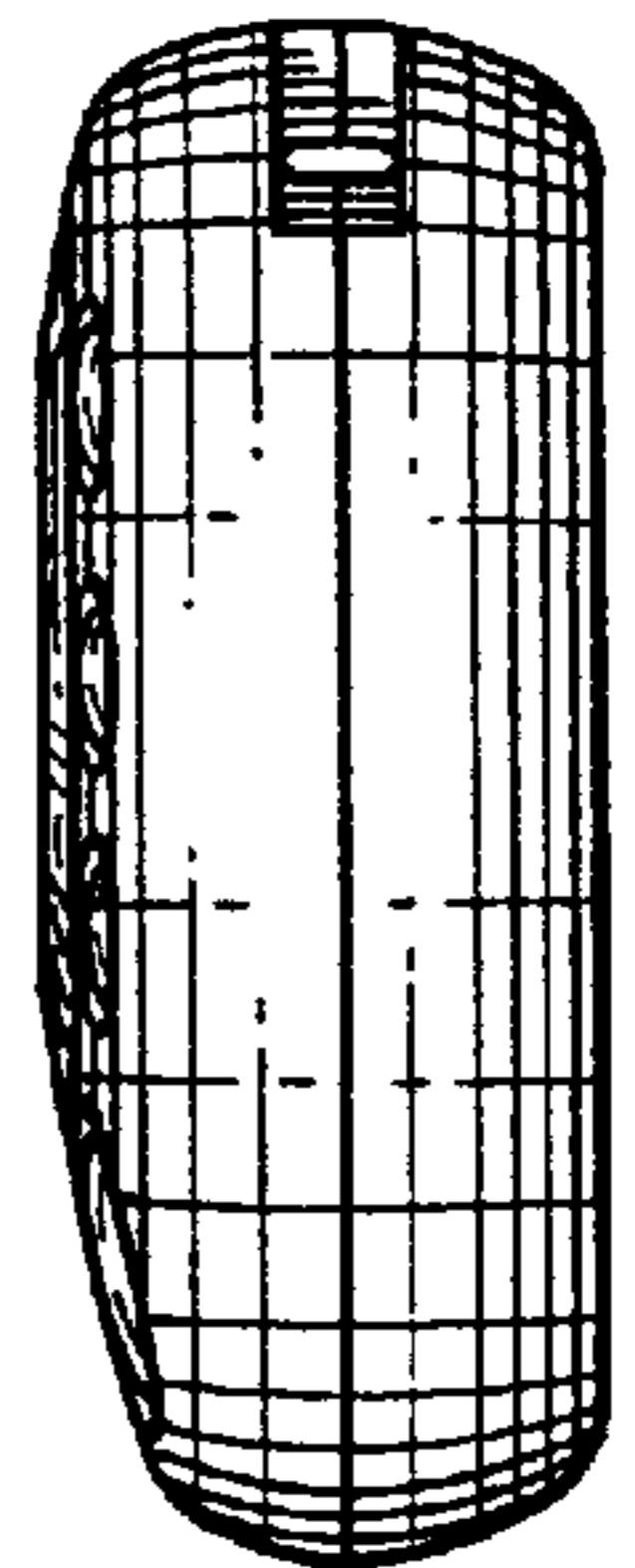


FIG. 5




FIG. 6

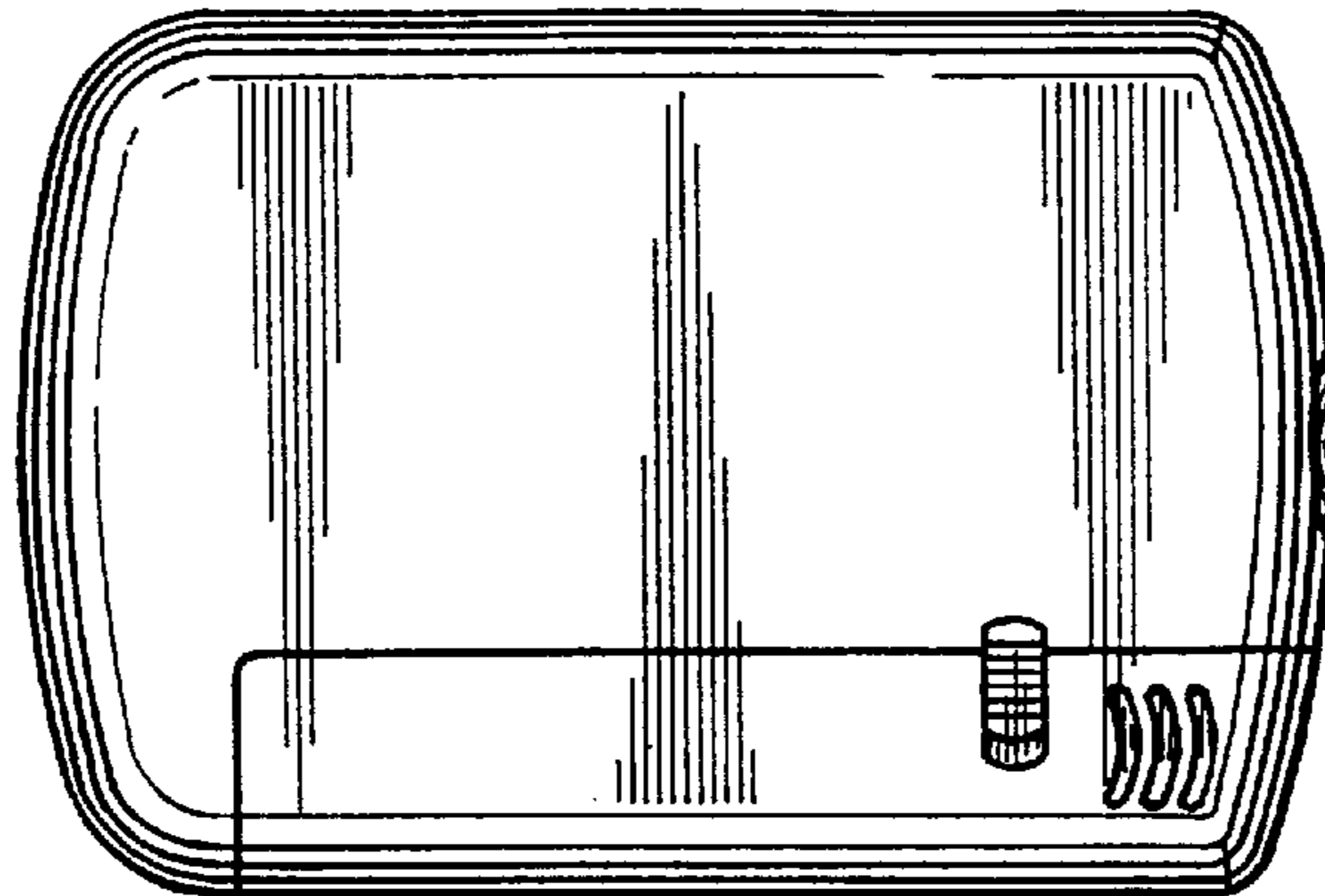


FIG. 7

