



US00D398606S

United States Patent [19]

Wicks et al.

[11] **Patent Number: Des. 398,606**

[45] **Date of Patent: **Sep. 22, 1998**

[54] **PAGER WITH COIN HOLDER**

[75] Inventors: **James E. Wicks**, San Francisco, Calif.;
Eduardo Sciammarella, Hoboken, N.J.

[73] Assignees: **Sony Corporation**, Japan; **Sony Electronics Inc.**, Park Ridge, N.J.

[**] Term: **14 Years**

[21] Appl. No.: **67,670**

[22] Filed: **Mar. 6, 1997**

[51] **LOC (6) Cl.** **14-03**

[52] **U.S. Cl.** **D14/191**

[58] **Field of Search** D3/328; D6/515;
D14/124, 188, 191, 192, 299; 340/311.1;
455/38.1-38.4, 92, 100, 128, 344; 248/314,
316.8

D. 339,349 9/1993 Hayasaka et al. D14/191
D. 344,535 2/1994 Caruso et al. D14/191 X
D. 359,048 6/1995 Brandsma D14/191

Primary Examiner—Sandra L. Morris
Assistant Examiner—Nanda Bondade
Attorney, Agent, or Firm—Ronald P. Kananen

[57] CLAIM

The ornamental design for a pager with coin holder, as shown and described.

DESCRIPTION

FIG. 1 is a front view of a pager with coin holder showing our new design;
FIG. 2 is a rear view thereof;
FIG. 3 is a left side view thereof; and,
FIG. 4 is a right side view thereof.
The undisclosed top and bottom views of the pager with coin holder form no part of the claimed design.

[56] References Cited

U.S. PATENT DOCUMENTS

D. 325,912 5/1992 Sakai et al. D14/191

1 Claim, 2 Drawing Sheets

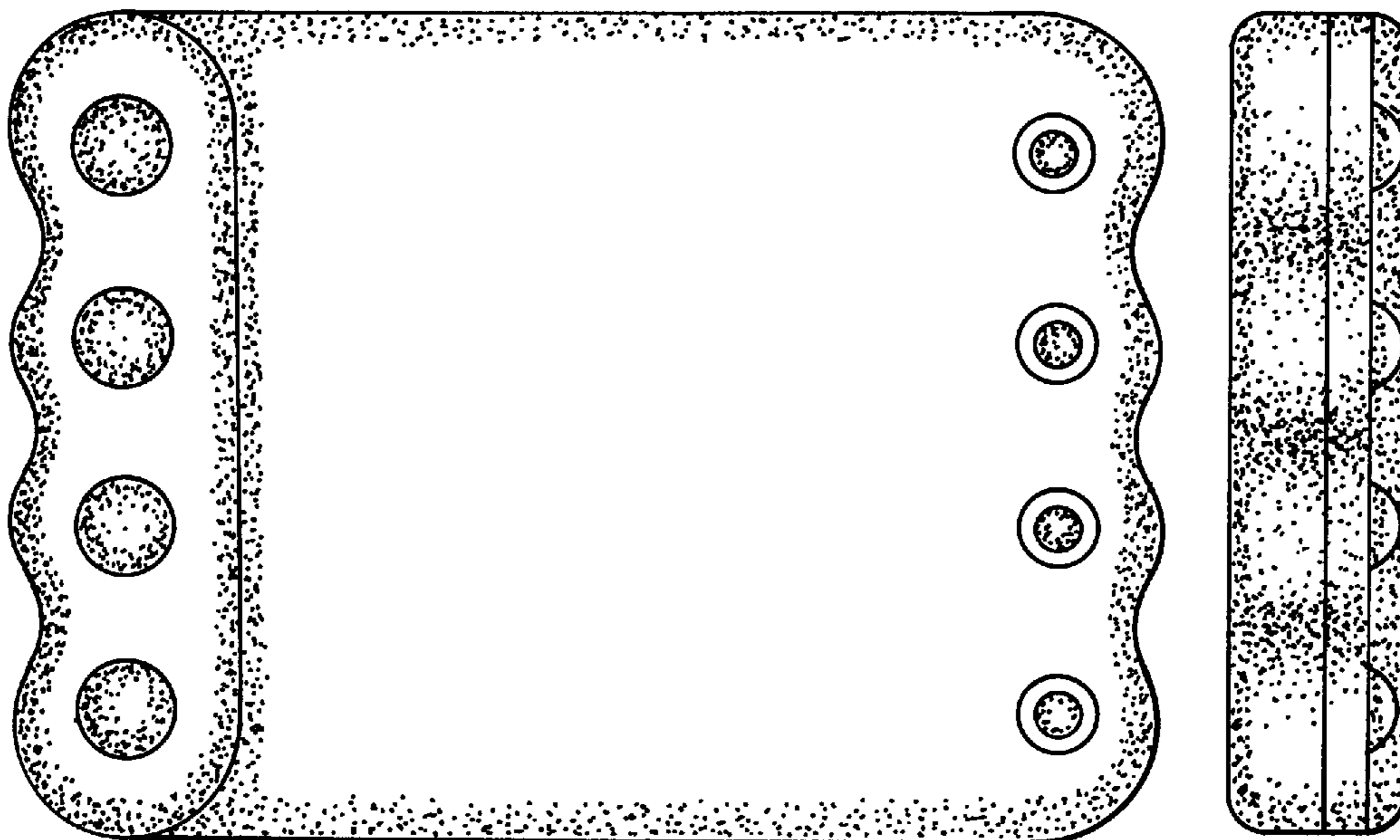


FIG. 3




FIG. 1




FIG. 4



FIG. 2

