



US00D398593S

United States Patent [19]

[11] Patent Number: **Des. 398,593**

Tominaga et al.

[45] Date of Patent: ****Sep. 22, 1998**

[54] **TABLET**

[75] Inventors: **Kazuyoshi Tominaga**, Chiba; **Takuma Harada**, Tokyo, both of Japan

[73] Assignee: **Seiko Instruments Information Devices Inc.**, Japan

[**] Term: **14 Years**

[21] Appl. No.: **71,230**

[22] Filed: **May 23, 1997**

[30] Foreign Application Priority Data

Nov. 25, 1996 [JP] Japan 8-035737

[51] **LOC (6) Cl.** **14-02**

[52] **U.S. Cl.** **D14/114; D19/35; D19/52**

[58] **Field of Search** D14/100, 114;
D19/35, 52; 273/148 B, 438; 361/679-86;
341/28, 31, 20; 250/214 AL, 221, 222.1;
364/708, 709.01; 434/81-90

[56] References Cited

U.S. PATENT DOCUMENTS

D. 284,084 6/1986 Ferrara, Jr. D14/114

D. 308,198	5/1990	Tedham et al.	D14/114
D. 346,366	4/1994	Kim et al.	D14/100
D. 359,984	7/1995	Mak	D19/52
D. 363,511	10/1995	Hui	D21/59
D. 377,169	1/1997	Chida	D14/114
D. 377,789	2/1997	Wang et al.	D14/114

Primary Examiner—M. H. Tung
Attorney, Agent, or Firm—Adams & Wilks


[57] CLAIM

The ornamental design for a tablet, as shown and described.

DESCRIPTION

FIG. 1 is a front elevational view of a tablet showing my new design;
FIG. 2 is a rear elevational view thereof;
FIG. 3 is a top plan view thereof;
FIG. 4 is a bottom plan view thereof;
FIG. 5 is a left side elevational view thereof; and,
FIG. 6 is a right side elevational view thereof.

1 Claim, 4 Drawing Sheets



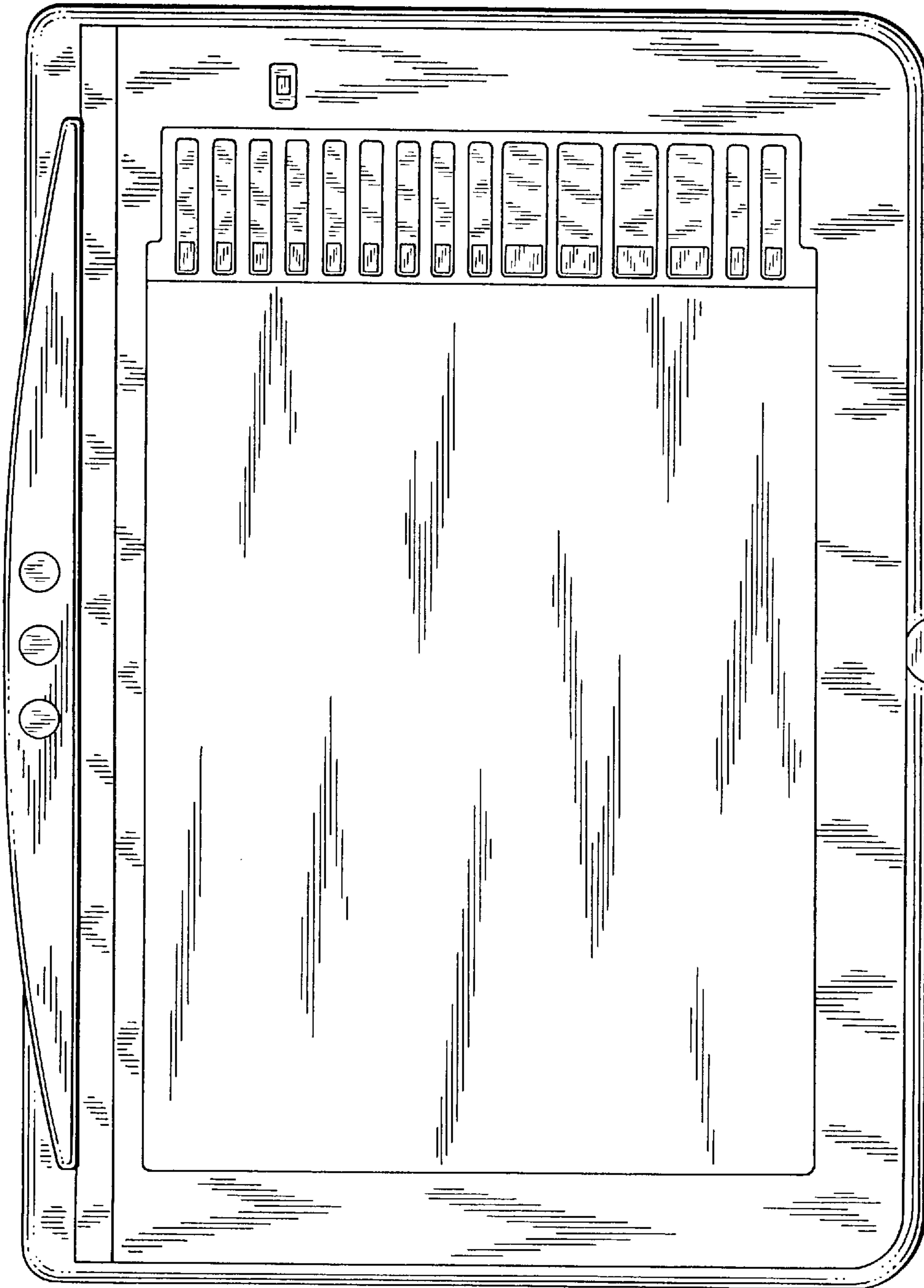


FIG. 1

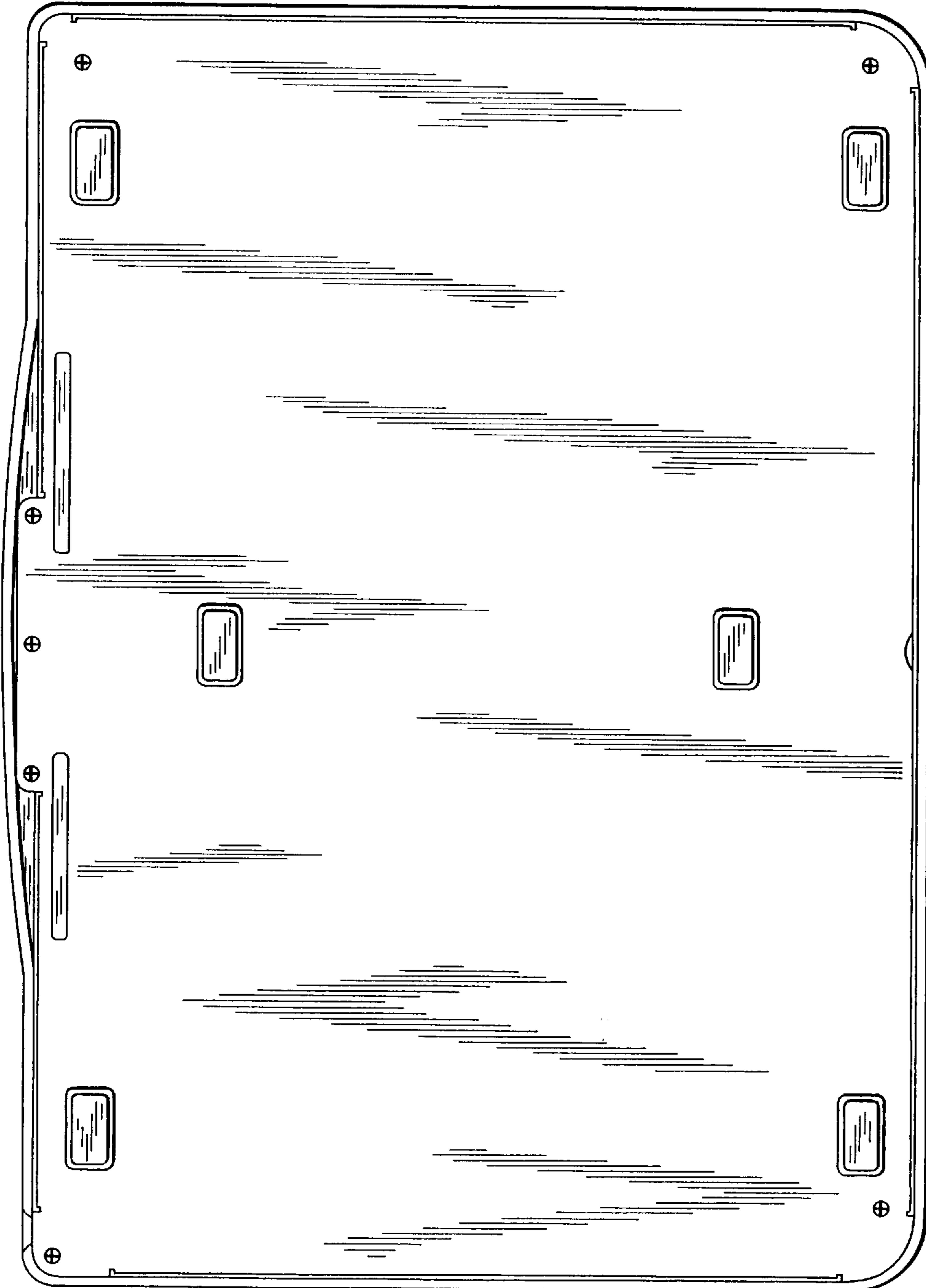


FIG. 2



FIG. 3



FIG. 4

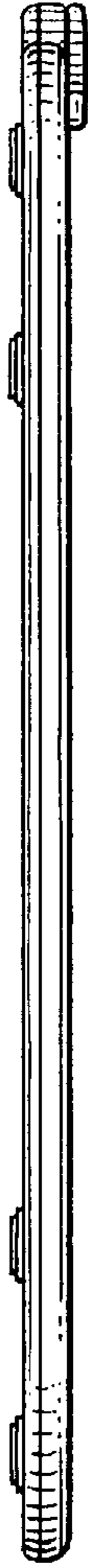


FIG. 5



FIG. 6