



US00D398571S

**United States Patent** [19]  
**Steinbach**

[11] **Patent Number: Des. 398,571**

[45] **Date of Patent: \*\*Sep. 22, 1998**

[54] **VISOR**

[76] Inventor: **Mike F. Steinbach**, RR 1, Wellesley,  
Ontario, Canada, N0B 2T0

[\*\*] Term: **14 Years**

[21] Appl. No.: **70,228**

[22] Filed: **May 2, 1997**

[51] **LOC (6) Cl.** ..... **12-16**

[52] **U.S. Cl.** ..... **D12/191**

[58] **Field of Search** ..... D12/190-191,  
D12/417; 296/97.1-97.12; 224/312, 257-258,  
901.1-901.4; 160/370.21-370.23, DIG. 3;  
D6/552, 553, 567; D3/265, 266, 219

[56] **References Cited**

**U.S. PATENT DOCUMENTS**

D. 281,413	11/1985	Cody et al.	.....	D12/191
D. 294,660	3/1988	Strongwater	.....	D3/265
D. 310,301	9/1990	Burrow	.....	D12/191 X
D. 314,936	2/1991	Lawassani et al.	.....	D12/191
2,707,072	4/1955	Sims	.....	296/97.7
3,026,999	3/1962	Constantino	.....	296/97.7

3,543,977	12/1970	Lockridge	.....	224/97.7
3,809,428	5/1974	Cohen	.....	296/97.7
4,055,873	11/1977	Kallman	.....	224/312
4,858,801	8/1989	Sameniego	.....	224/901 X
5,119,979	6/1992	Kallman	.....	224/257 X
5,190,197	3/1993	Novak	.....	224/312
5,214,874	6/1993	Faulkner	.....	224/901 X
5,433,359	7/1995	Flowers	.....	224/901 X
5,460,308	10/1995	Hahn	.....	224/257
5,503,316	4/1996	Stewart	.....	224/312

*Primary Examiner*—James Gandy  
*Assistant Examiner*—Stacia Sinuik

[57] **CLAIM**

The ornamental design for a visor, as shown.

**DESCRIPTION**

FIG. 1 is a front plan view of the visor of the present invention;

FIG. 2 is a back plan view of the visor of FIG. 1;

FIG. 3 is a left side plan view of the visor of FIG. 1;

FIG. 4 is a right side plan view of the visor of FIG. 1;

FIG. 5 is a top plan view of the visor of FIG. 1; and,

FIG. 6 is a bottom plan view of the visor of FIG. 1.

**1 Claim, 3 Drawing Sheets**




FIG. 1

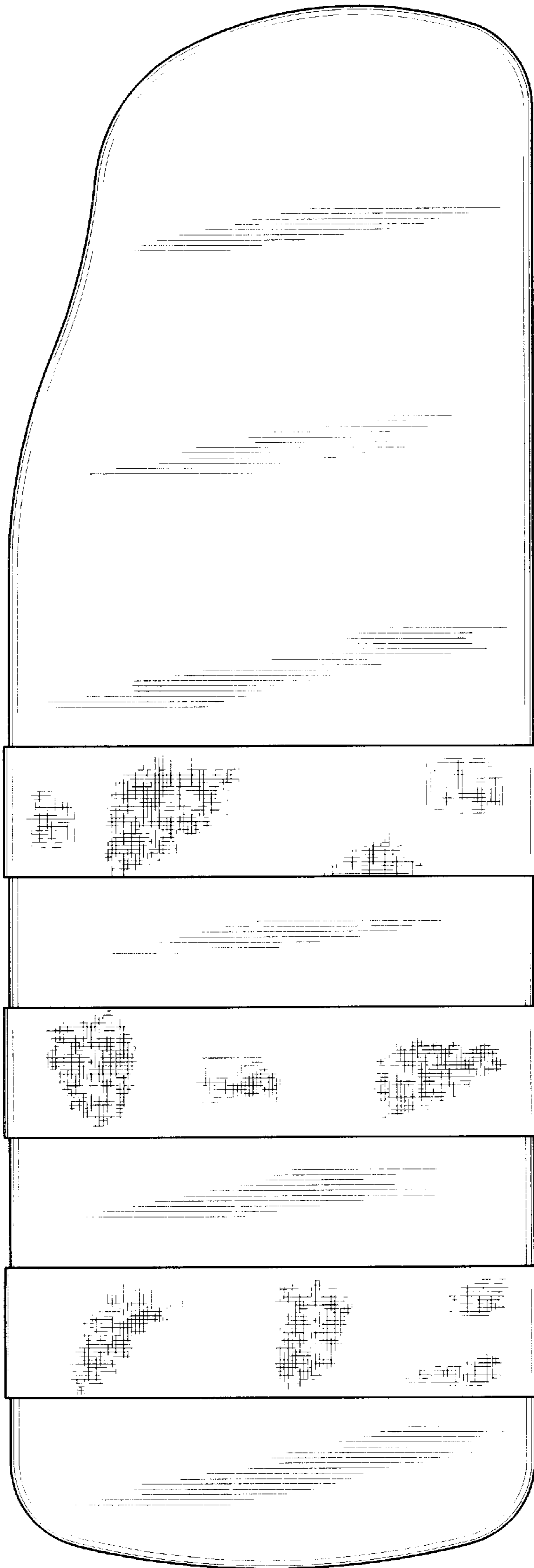


FIG. 2

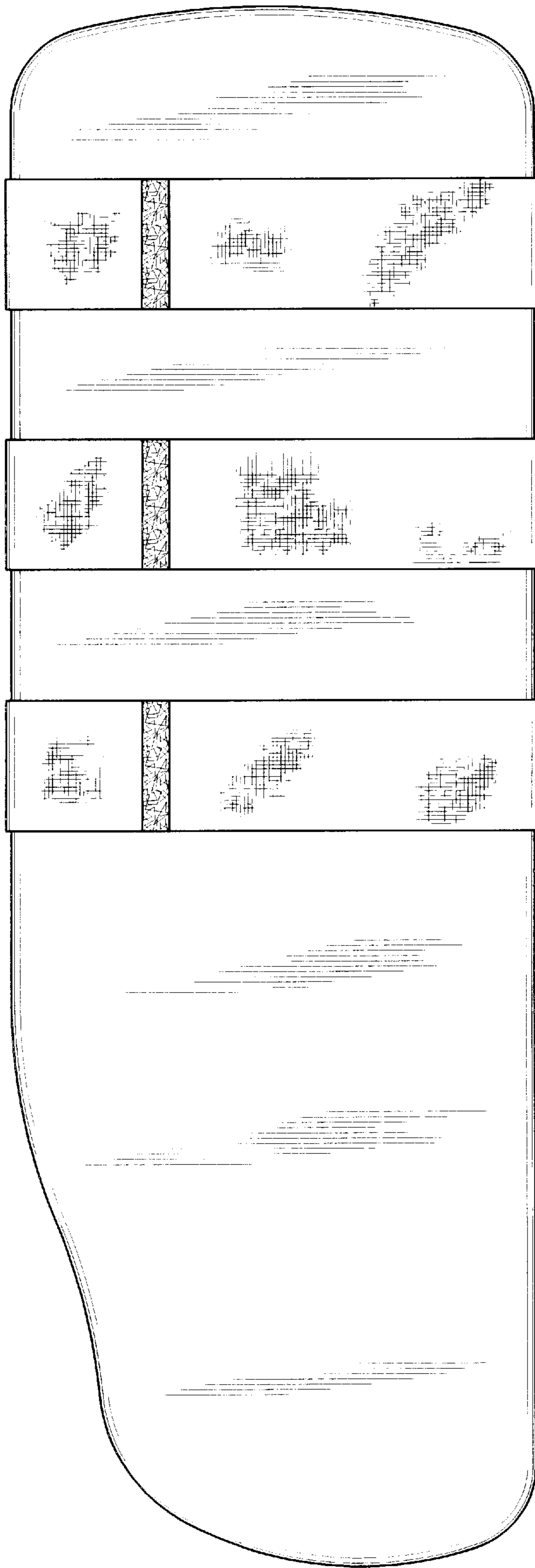


FIG. 3



FIG. 4

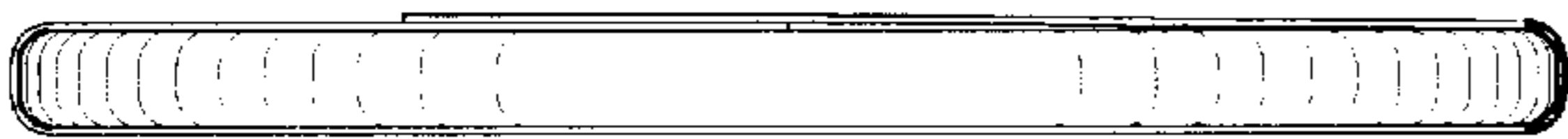


FIG. 5




FIG. 6

