



US00D398570S

United States Patent [19]

Bollman

[11] Patent Number: **Des. 398,570**

[45] Date of Patent: ****Sep. 22, 1998**

[54] **TRUCK MUDFLAP WITH ATTACHED CONNECTORS**

5,121,944 6/1992 Haddox 280/849
5,366,247 11/1994 Fischer D12/185

[76] Inventor: **Fred G. Bollman**, P.O. Box 125, Moss Beach, Calif. 94038

Primary Examiner—Melody N. Brown
Attorney, Agent, or Firm—Linval B. Castle

[**] Term: **14 Years**

[57] **CLAIM**

[21] Appl. No.: **75,492**

The ornamental design for a truck mudflap with attached connectors, as shown and described.

[22] Filed: **Aug. 15, 1997**

DESCRIPTION

[51] **LOC (6) Cl.** **12-16**

[52] **U.S. Cl.** **D12/185**

[58] **Field of Search** D12/185; 280/848, 280/849, 851, 152.3

FIG. 1 is a top plan view of a truck mudflap with attached connectors;

FIG. 2 is a front view thereof;

FIG. 3 is a side view thereof, the opposite side view being a mirror image thereof;

FIG. 4 is a rear view thereof; and,



FIG. 5 is a perspective view of an upper corner portion of my truck mudflap with attached connectors.

[56] **References Cited**

U.S. PATENT DOCUMENTS

D. 362,226 9/1995 Sacks et al. D12/185
4,382,606 5/1983 Lightle et al. D12/185
4,585,243 4/1986 Lockwood et al. D12/185

1 Claim, 2 Drawing Sheets






FIG. 1




FIG. 3




FIG. 2




FIG. 4

FIG. 5

