



US00D398568S

United States Patent [19]
Graas et al.

[11] **Patent Number: Des. 398,568**

[45] **Date of Patent: **Sep. 22, 1998**

[54] **TIRE TREAD**

[75] Inventors: **Maurice Graas**, Reichlange,
Luxembourg; **Palcale de**
Briey-Terlinden, Lischert, Belgium

[73] Assignee: **The Goodyear Tire & Rubber**
Company, Akron, Ohio

[**] Term: **14 Years**

[21] Appl. No.: **74,532**

[22] Filed: **Aug. 5, 1997**

[51] **LOC (6) Cl.** **12-15**

[52] **U.S. Cl.** **D12/147**

[58] **Field of Search** D12/134, 136,
D12/138, 140-151; 152/209 R, 209 A,
209 D

[56] **References Cited**

U.S. PATENT DOCUMENTS

D. 303,236	9/1989	Maiocchi	D12/147
D. 304,919	12/1989	Hinrichsen	D12/147
D. 334,360	3/1993	Graas et al.	D12/146
D. 334,369	3/1993	Christenbury	D12/147
D. 347,818	6/1994	Loser et al.	D12/147
D. 350,511	9/1994	Anderson et al.	D12/147
D. 353,567	12/1994	Anderson et al.	D12/147
D. 362,217	9/1995	McKisson	D12/147
D. 369,768	5/1996	Wakamatsu et al.	D12/147
D. 370,197	5/1996	Graas et al.	D12/147

D. 370,439	6/1996	Feider et al.	D12/141
D. 379,792	6/1997	Consolacion et al.	D12/147

OTHER PUBLICATIONS

Dean Cheetah Touring GT Tire, 1996 Tread Design Guide, p. 21, Feb. 1996.
Goodyear Eagle GT II Tire, 1996 Tread Design Guide, p. 34, Feb. 1996.
Lee Paramount Tire, 1996 Tread Design Guide, p. 44, Feb. 1996.
Pirelli P600 Tire, 1996 Tread Design Guide, p. 58, Feb. 1996.

Primary Examiner—Robert M. Spear
Attorney, Agent, or Firm—T. P. Lewandowski

[57] **CLAIM**

The ornamental design for a tire tread, as shown and described.

DESCRIPTION

FIG. 1 is a perspective view of a tire tread, it being understood that the pattern repeats uniformly throughout the circumference of the tread;

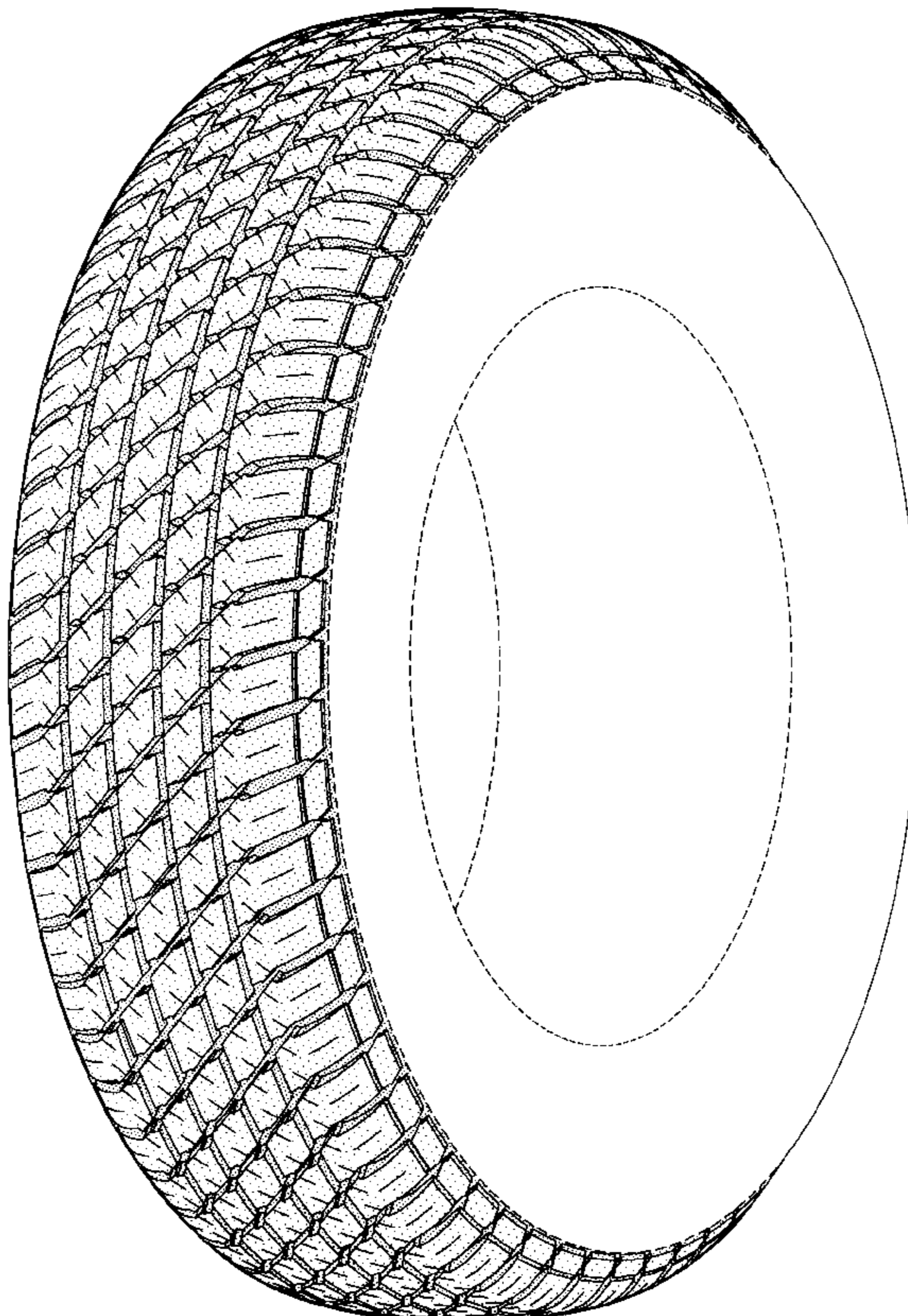
FIG. 2 is a front elevational view thereof;

FIG. 3 is a side elevational view thereof, the opposite side elevational view being identical thereto; and,

FIG. 4 is an enlarged fragmentary front perspective view thereof.

In the drawings, the broken lines defining the inner bead of the sidewall and the peripheral boundary between the tire tread and the sidewall are for illustrative purposes only and form no part of the claimed design.

1 Claim, 4 Drawing Sheets



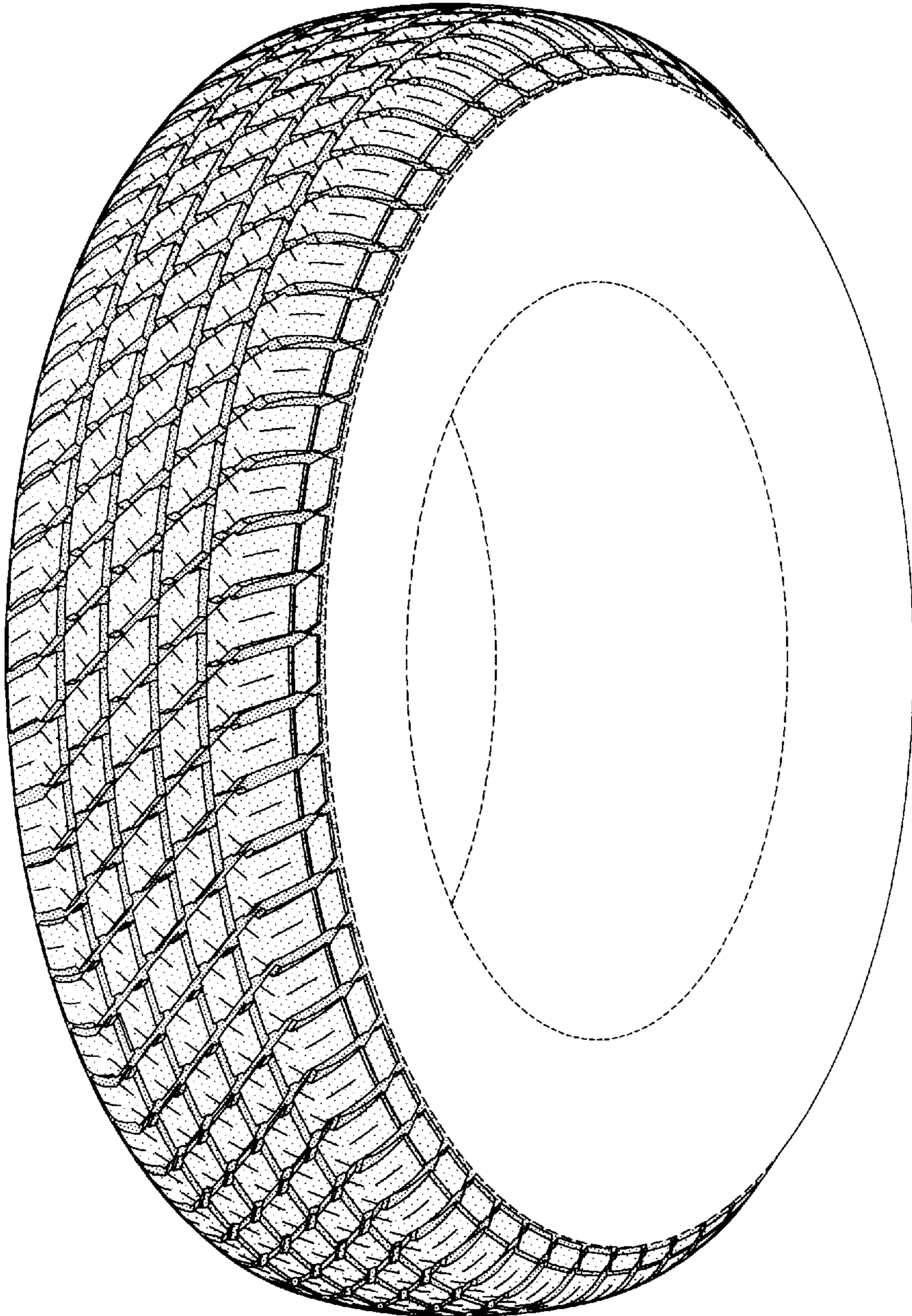


FIG-1

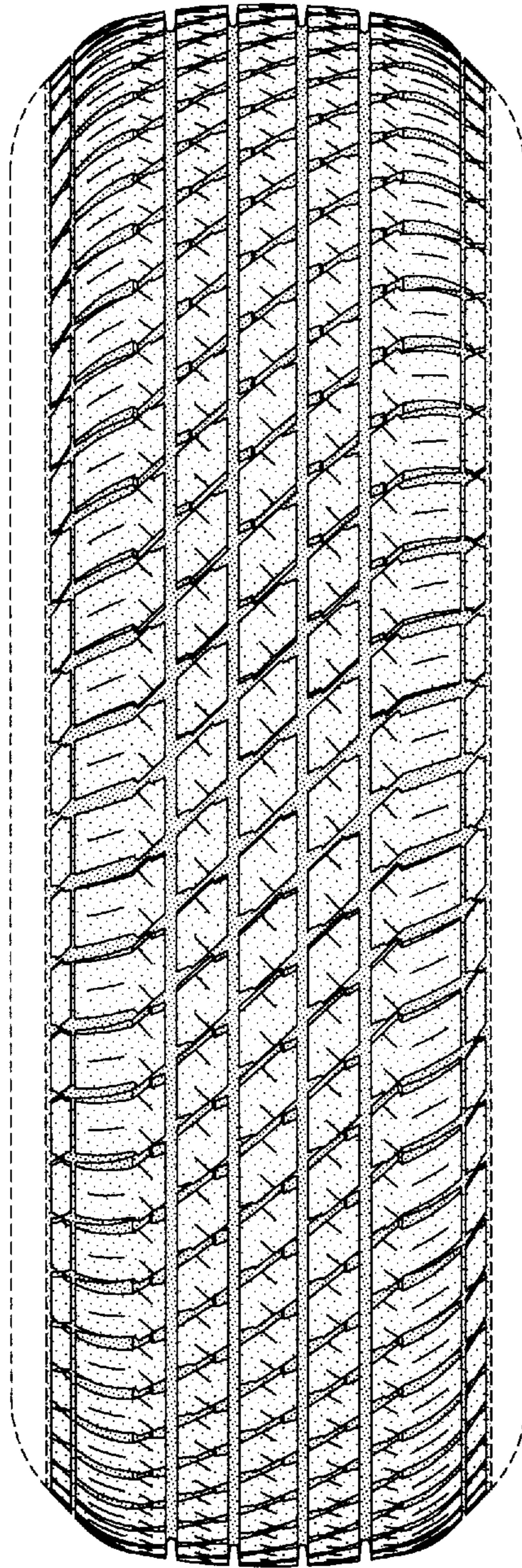


FIG-2

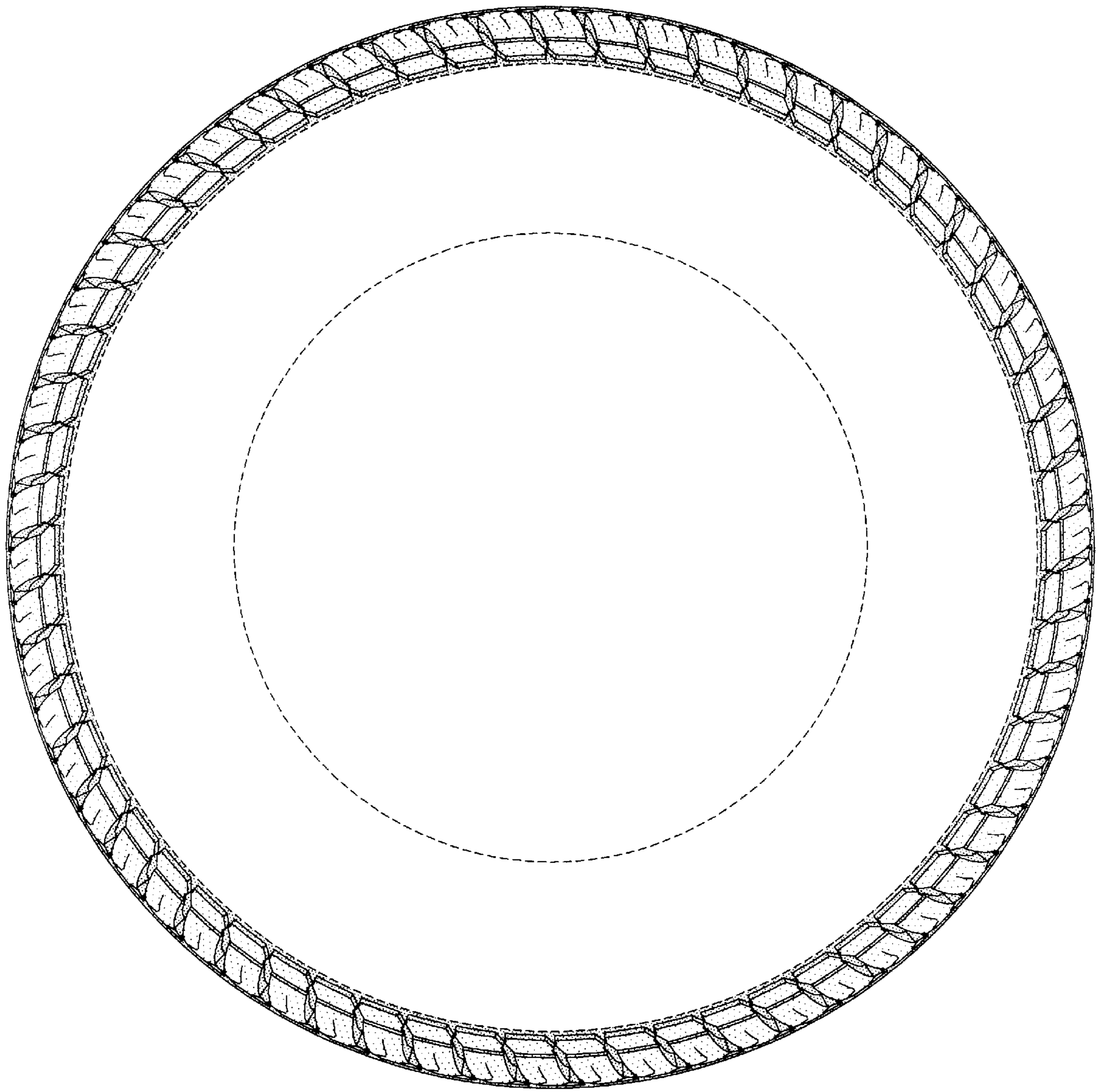


FIG-3

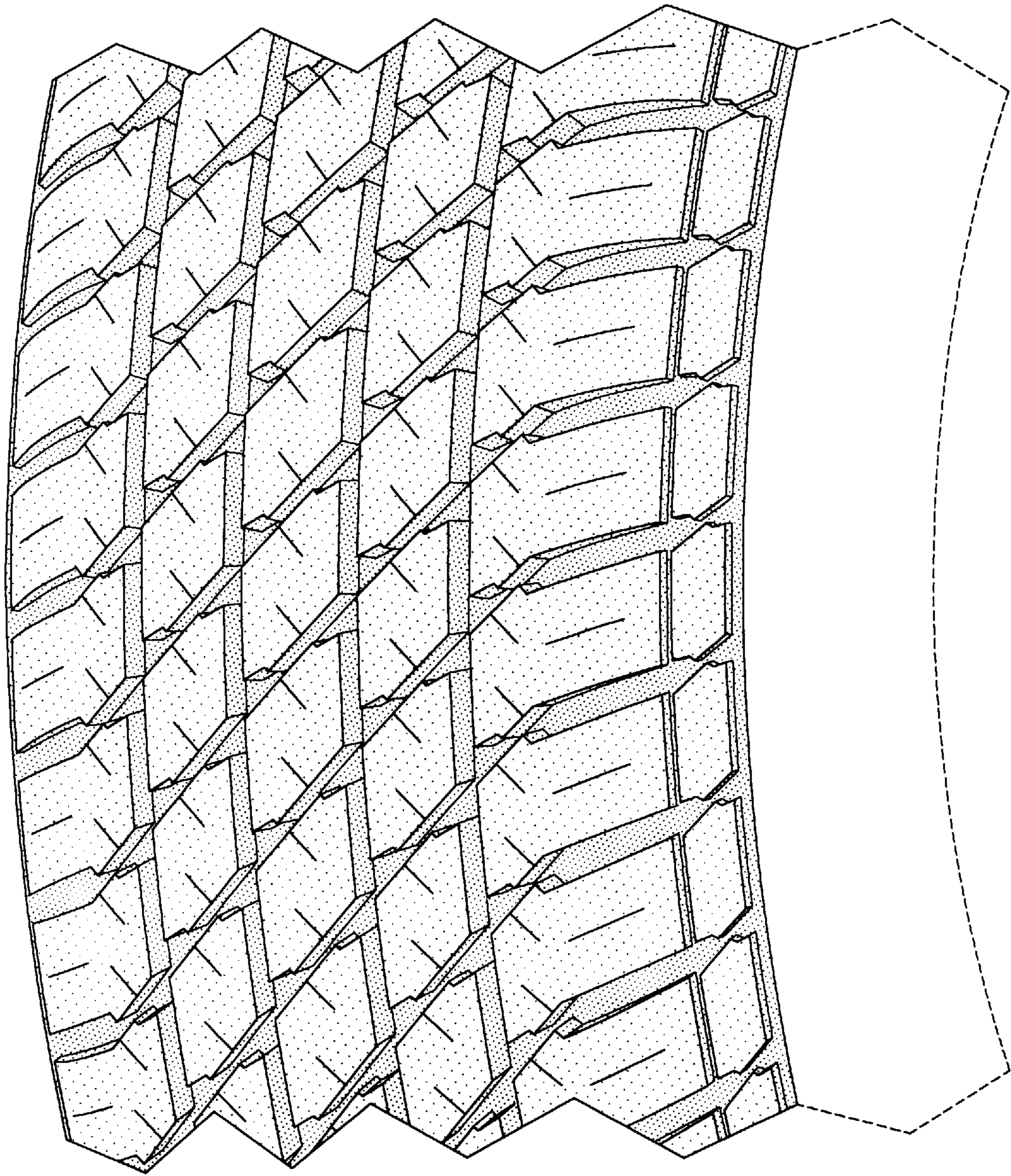


FIG-4