



US00D398551S

United States Patent [19]
Kupelian

[11] **Patent Number: Des. 398,551**

[45] **Date of Patent: **Sep. 22, 1998**

[54] **ROPE CHAIN**

[76] Inventor: **Mike Misak Kupelian**, 849 Marconi,
Montebello, Calif. 90640

[**] Term: **14 Years**

[21] Appl. No.: **52,450**

[22] Filed: **Mar. 20, 1996**

[51] **LOC (6) Cl.** **11-01**

[52] **U.S. Cl.** **D11/18**

[58] **Field of Search** D11/1-18, 93-94,
D11/56, 86; 59/78-84, 90-92; 63/1.1-1.11

[56] **References Cited**

U.S. PATENT DOCUMENTS

D. 158,157	4/1950	Vastano	D11/23
D. 277,369	1/1985	Otake	D11/93
297,874	4/1884	Thiery	D11/5
D. 370,426	6/1996	Rozenwasser	D11/13
1,349,079	8/1920	Markham	D11/20

Primary Examiner—Ralf Seifert
Attorney, Agent, or Firm—Lewis Anten, Esq.; Amedeo Ferraro, Esq.

[57] **CLAIM**

The ornamental design for a rope chain, as shown and described.

DESCRIPTION

FIG. 1 is a front elevational view of a rope chain showing my new design, the rear and side elevational views being identical;

FIG. 2 is an end elevational view, the opposite side being identical;

FIG. 3 is an enlarged cross sectional view taken along the lines 3—3 of FIG. 1;

FIG. 4 is a front elevational view of a rope chain showing a second embodiment of my new design, the rear and side elevational views being identical;

FIG. 5 is an enlarged cross sectional view taken along the lines 5—5 of FIG. 4 ;

FIG. 6 is a front elevational view of a jewelry chain showing a third embodiment of my new design; and,

FIG. 7 is an enlarged cross sectional view taken along the lines 7—7 of FIG. 6.

1 Claim, 2 Drawing Sheets

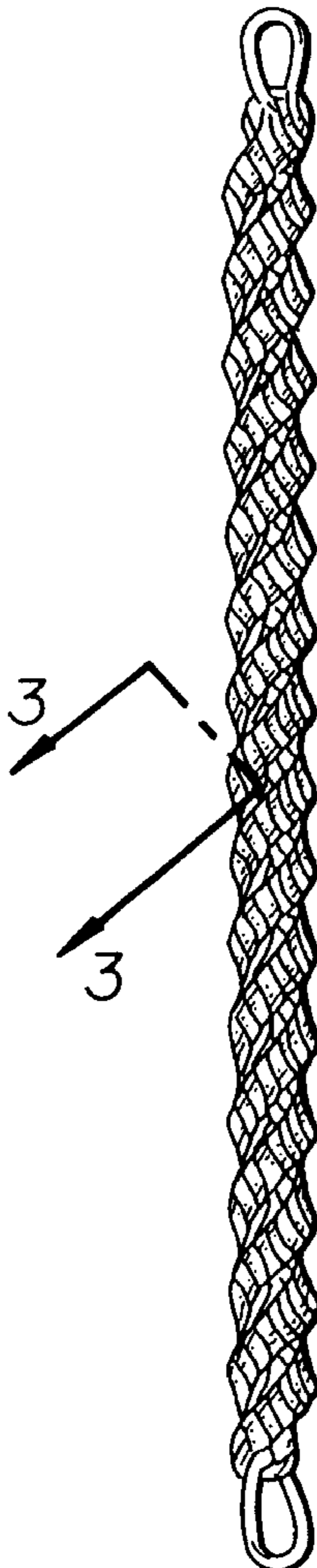


FIG. 1

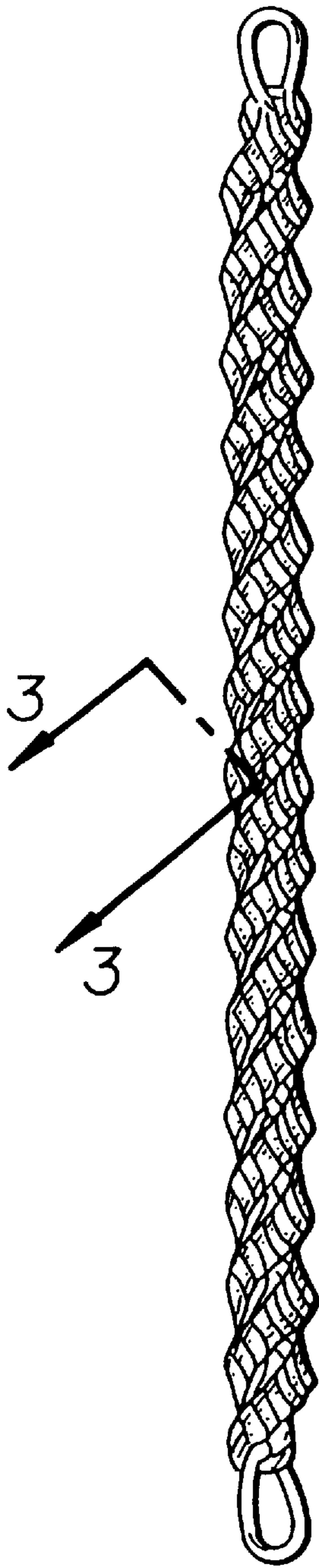


FIG. 4




FIG. 6




FIG. 2

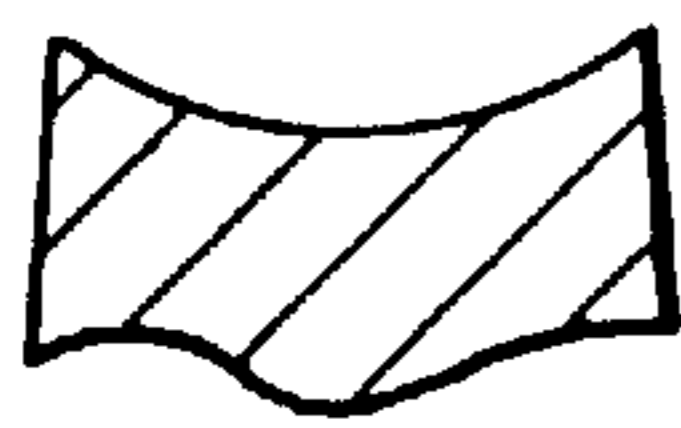
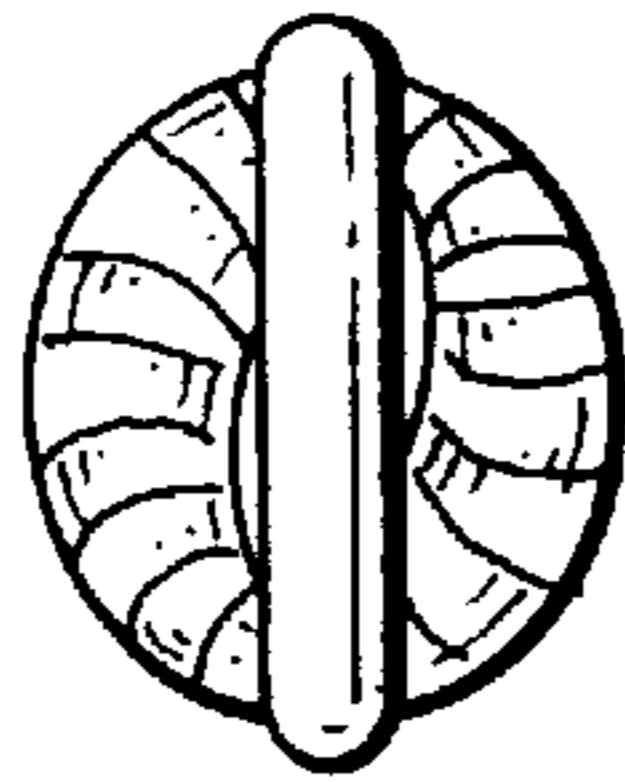


FIG. 3

FIG. 5

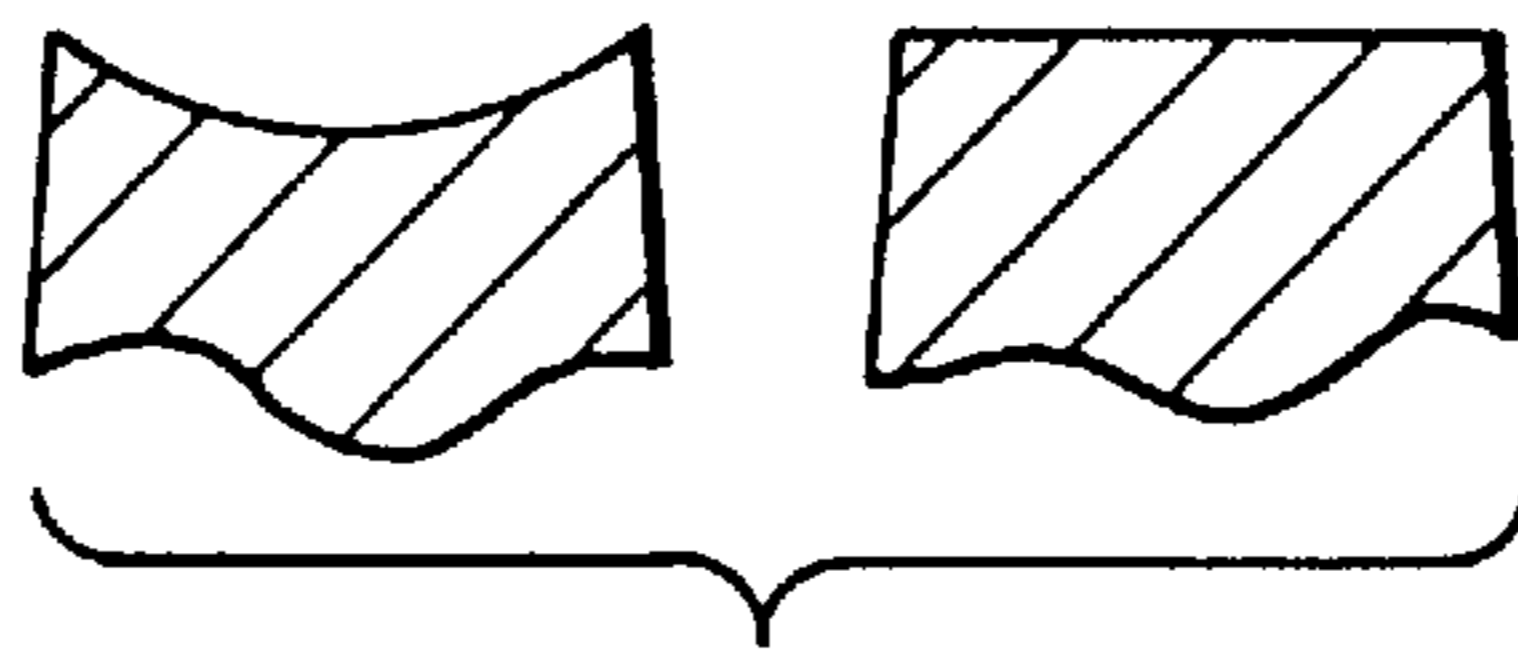


FIG. 7

