



US00D398550S

United States Patent [19]
Plitman

[11] **Patent Number: Des. 398,550**
[45] **Date of Patent: **Sep. 22, 1998**

[54] **GOLF COURSE CUBE CORNER REFLECTORS**
[76] Inventor: **Michael D. Plitman**, 7601 Olympia North, Minneapolis, Minn. 55427
[**] Term: **14 Years**
[21] Appl. No.: **79,098**
[22] Filed: **Nov. 7, 1997**
[51] **LOC (6) Cl.** **10-05**
[52] **U.S. Cl.** **D10/111**
[58] **Field of Search** D21/204, 205; D10/109, 111; 359/521, 522, 523, 524, 525, 545, 546, 547, 548, 549, 550; 404/6-15

D. 379,206 5/1997 Meffert D21/204
D. 383,781 9/1997 Buckner D21/204
D. 390,293 2/1998 Pardorf et al. D21/204
D. 392,203 3/1998 Weid D10/111

Primary Examiner—Marcus A. Jackson
Attorney, Agent, or Firm—Gregory F. Cotterell

[57] **CLAIM**

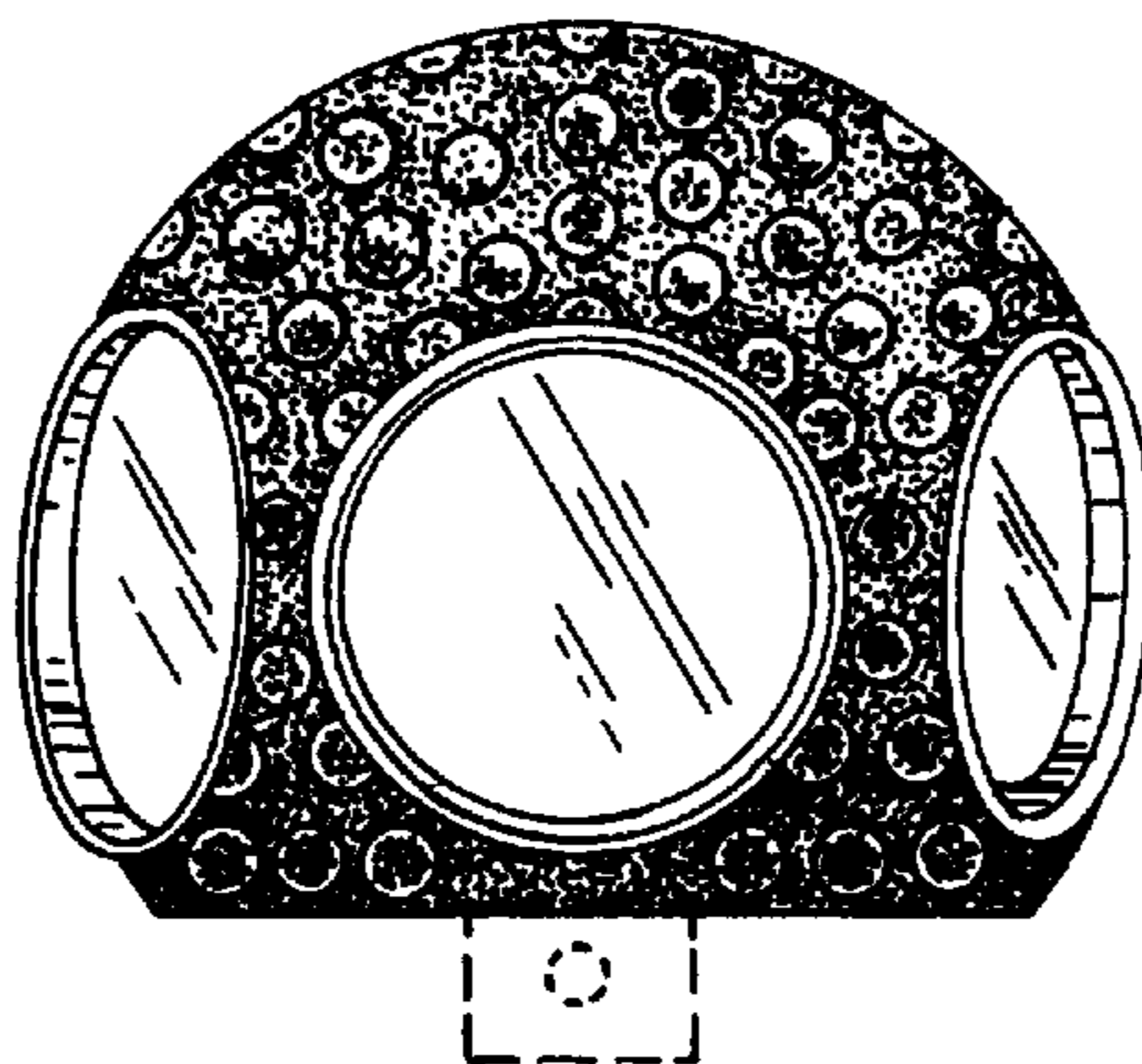
The ornamental design for a golf course cube corner reflectors, as shown and described.

DESCRIPTION

FIG. 1 is a top plan view of a golf course cube corner reflectors showing my new design, with the bottom being flat and unornamented; and, FIG. 2 is a side elevational view thereof, with the opposite sides being a mirror image, and with the broken line showing for illustrative purposes only and forming no part of the claimed design.

[56] **References Cited**
U.S. PATENT DOCUMENTS
D. 278,607 4/1985 Ticky et al. D10/111
D. 328,442 8/1992 Sloan D10/111

1 Claim, 1 Drawing Sheet



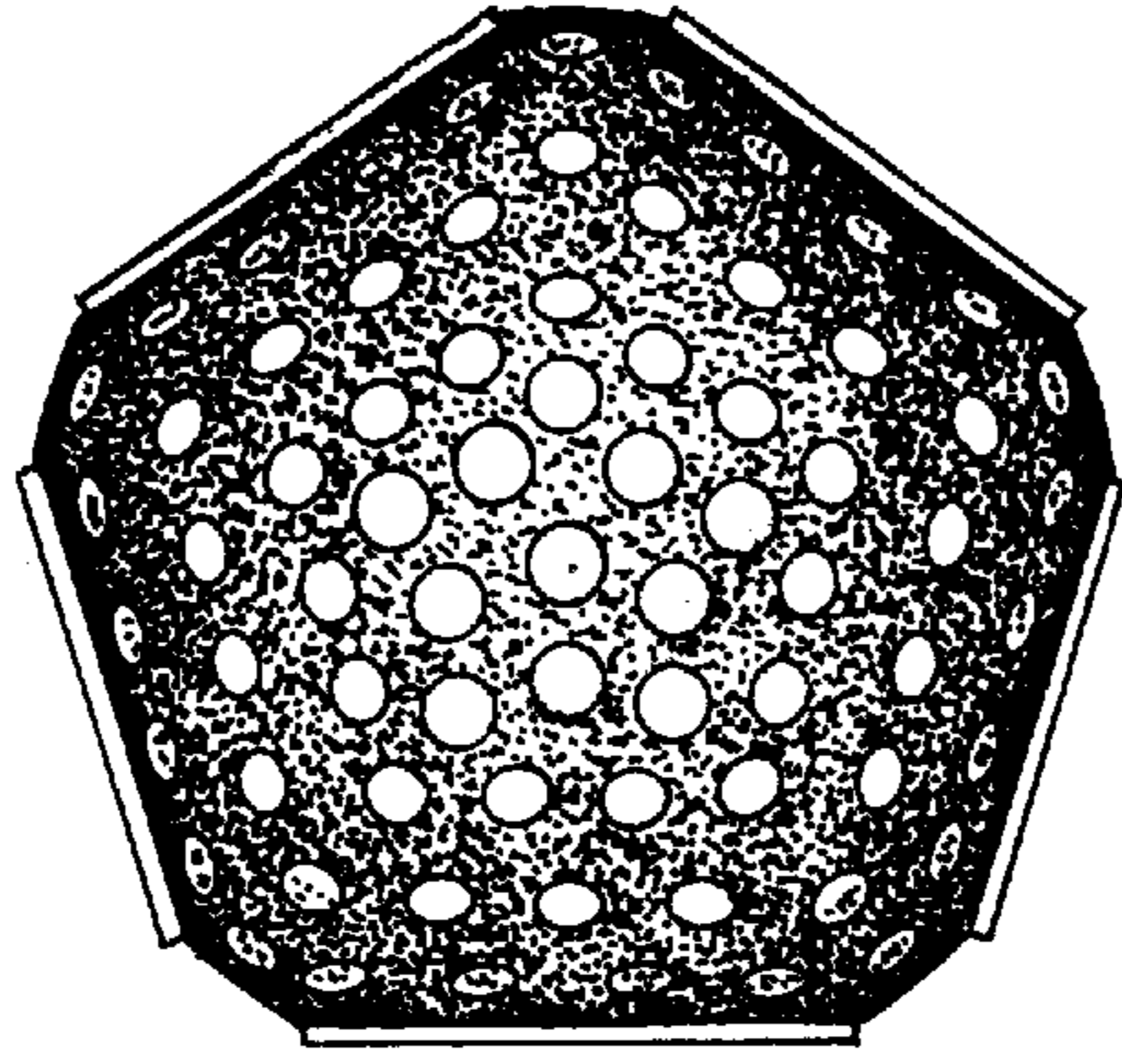


Fig. 1

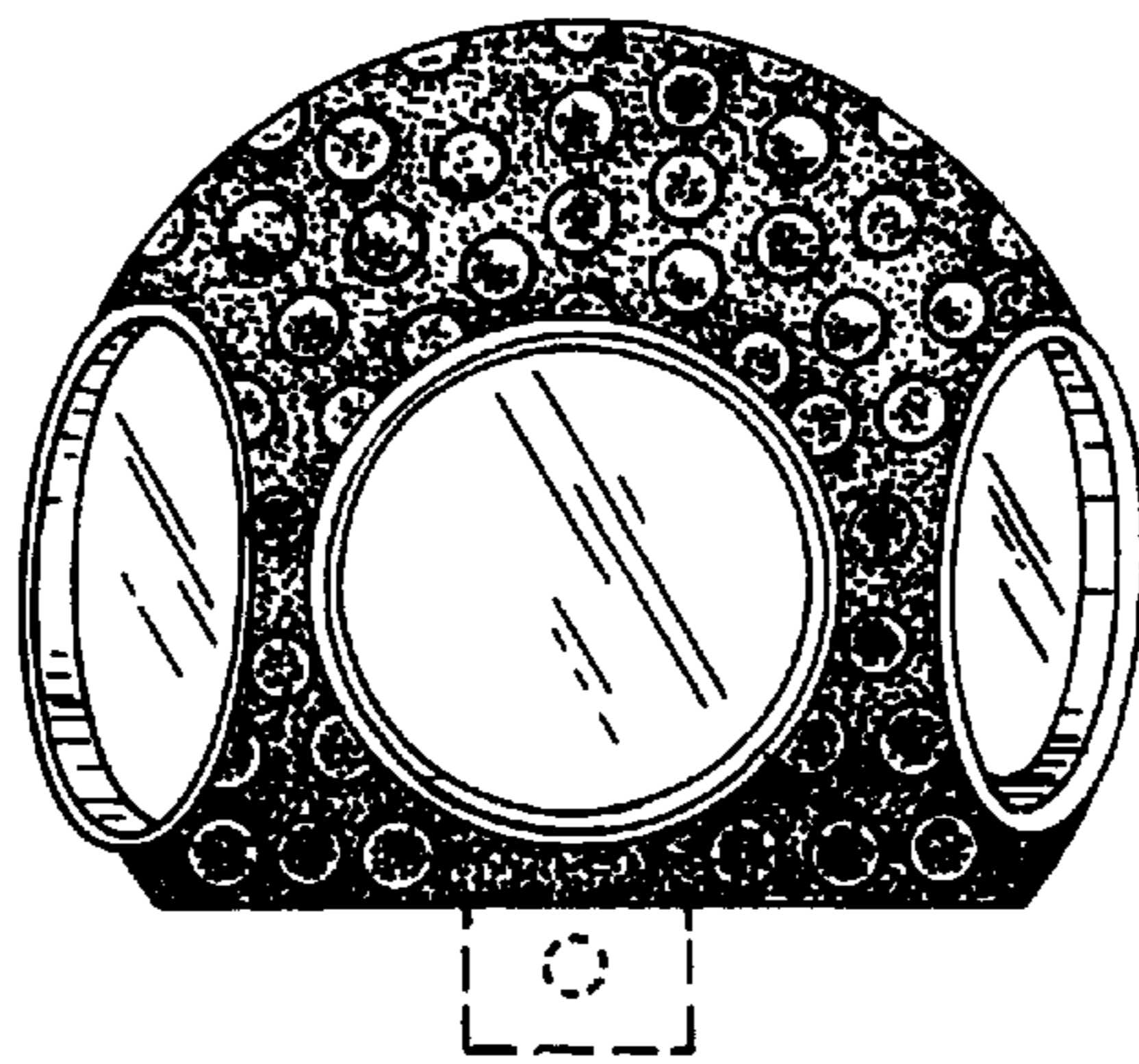


Fig. 2