



US00D398542S

United States Patent [19]
Wunderman

[11] **Patent Number: Des. 398,542**
[45] **Date of Patent: **Sep. 22, 1998**

[54] **WRISTWATCH**

[75] Inventor: **Severin S. Wunderman**, South Laguna, Calif.

[73] Assignee: **Gucci Timepieces SA**, Lengnau, Switzerland

[**] Term: **14 Years**

[21] Appl. No.: **72,315**

[22] Filed: **May 13, 1997**

[30] **Foreign Application Priority Data**

Nov. 13, 1996 [XH] Hague Agreement DMA/003 514

[51] **LOC (6) Cl.** **10-02**

[52] **U.S. Cl.** **D10/32; D10/39**

[58] **Field of Search** D10/1-40, 122-132;
368/280-282, 276-277, 285

[56] **References Cited**

U.S. PATENT DOCUMENTS

D. 163,862 7/1951 Geoffrion D10/30
D. 370,637 6/1996 Oba D10/30

FOREIGN PATENT DOCUMENTS

750786 of 0000 United Kingdom 368/292

OTHER PUBLICATIONS

Timepieces—Jun. 1989—p. 127—Watch #9507—near middle.
Swiss Watch & Jewelry Journal—Mar. 1989—p. 42 Watch at top.

Primary Examiner—Nelson C. Holtje
Attorney, Agent, or Firm—Sughrue, Mion, Zinn, Macpeak & Seas, PLLC

[57] **CLAIM**

The ornamental design for a wristwatch, as shown and described.

DESCRIPTION

FIG. 1 is a perspective view of a wristwatch showing my new design;
FIG. 2 is a top plan view thereof;
FIG. 3 is a bottom plan view thereof;
FIG. 4 is a side elevational view of one side thereof;
FIG. 5 is a side elevational view of an opposite side thereof;
FIG. 6 is an end elevational view of one end thereof; and,
FIG. 7 is an elevational view of an opposite end thereof.

1 Claim, 2 Drawing Sheets




FIG. 1




FIG. 2




FIG. 3




FIG. 4




FIG. 5




FIG. 6




FIG. 7

