



US00D398522S

United States Patent [19]

Petricca et al.

[11] **Patent Number: Des. 398,522**

[45] **Date of Patent: **Sep. 22, 1998**

[54] **RAZOR BLADE CARTRIDGE DISPENSER WITH ANGLED FRONT AND DIVIDERS**

[75] Inventors: **John D. Petricca**, Leominster; **Norman D. Poisson**, Andover, both of Mass.

[73] Assignee: **The Gillette Company**, Boston, Mass.

[**] Term: **14 Years**

[21] Appl. No.: **66,645**

[22] Filed: **Feb. 19, 1997**

[51] **LOC (6) Cl.** **09-03**

[52] **U.S. Cl.** **D9/342**

[58] **Field of Search** D9/340, 341, 342, D9/347, 418; 206/208, 228, 352, 354-360; 220/669, 675, 555, 556

[56] **References Cited**

U.S. PATENT DOCUMENTS

D. 231,198	4/1974	Casselli et al.	D9/340
D. 247,349	2/1978	Carr .	
D. 256,996	9/1980	Kiraly .	
D. 256,997	9/1980	Motta .	
D. 256,998	9/1980	Motta .	
D. 312,568	12/1990	Gray	D9/342
D. 358,761	5/1995	Ho	D9/341
D. 366,611	1/1996	Poisson	D9/342

3,771,223	11/1973	Dawidowicz et al.	206/354 X
3,854,201	12/1974	Dawidowicz	206/356 X
4,173,285	11/1979	Kiraly et al. .	
5,518,114	5/1996	Kohring et al.	206/352

FOREIGN PATENT DOCUMENTS

1160542 8/1969 United Kingdom .

Primary Examiner—Ted Shooman
Assistant Examiner—Nanda Bondade
Attorney, Agent, or Firm—Fish & Richardson P.C.

[57] **CLAIM**

The ornamental design for a razor blade cartridge dispenser with angled front and dividers, as shown.

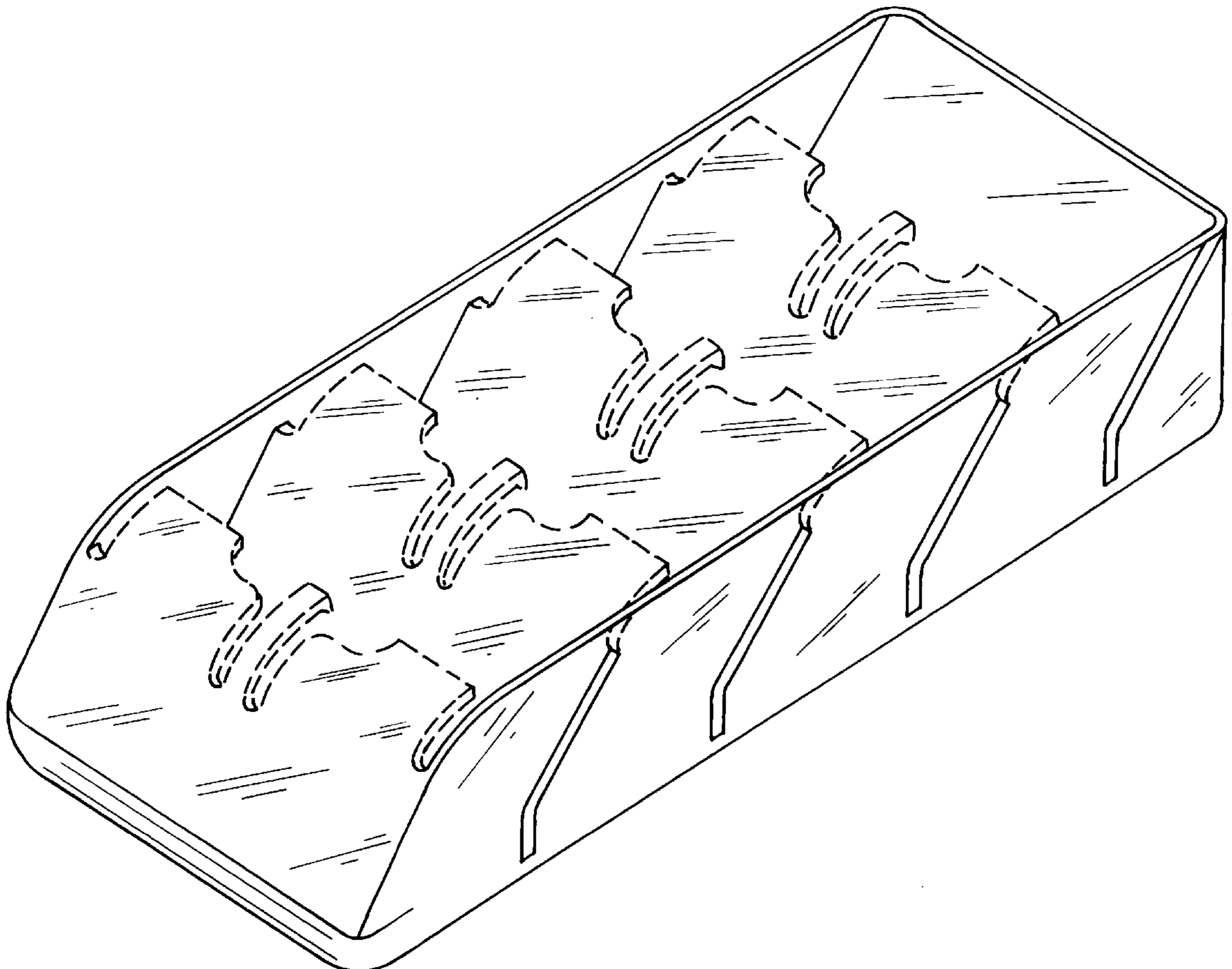
DESCRIPTION

FIG. 1 is a perspective view of razor blade cartridge dispenser with angled front and dividers; FIG. 2 is a right side elevational view thereof; FIG. 3 is a left side elevational view thereof; and, FIG. 4 is a top plan view thereof.

The rear and bottom views of the razor blade cartridge dispenser with angled front and dividers form no part of the claimed design.

The boundaries of the claimed design extends up to but not including the broken lines shown.

1 Claim, 3 Drawing Sheets



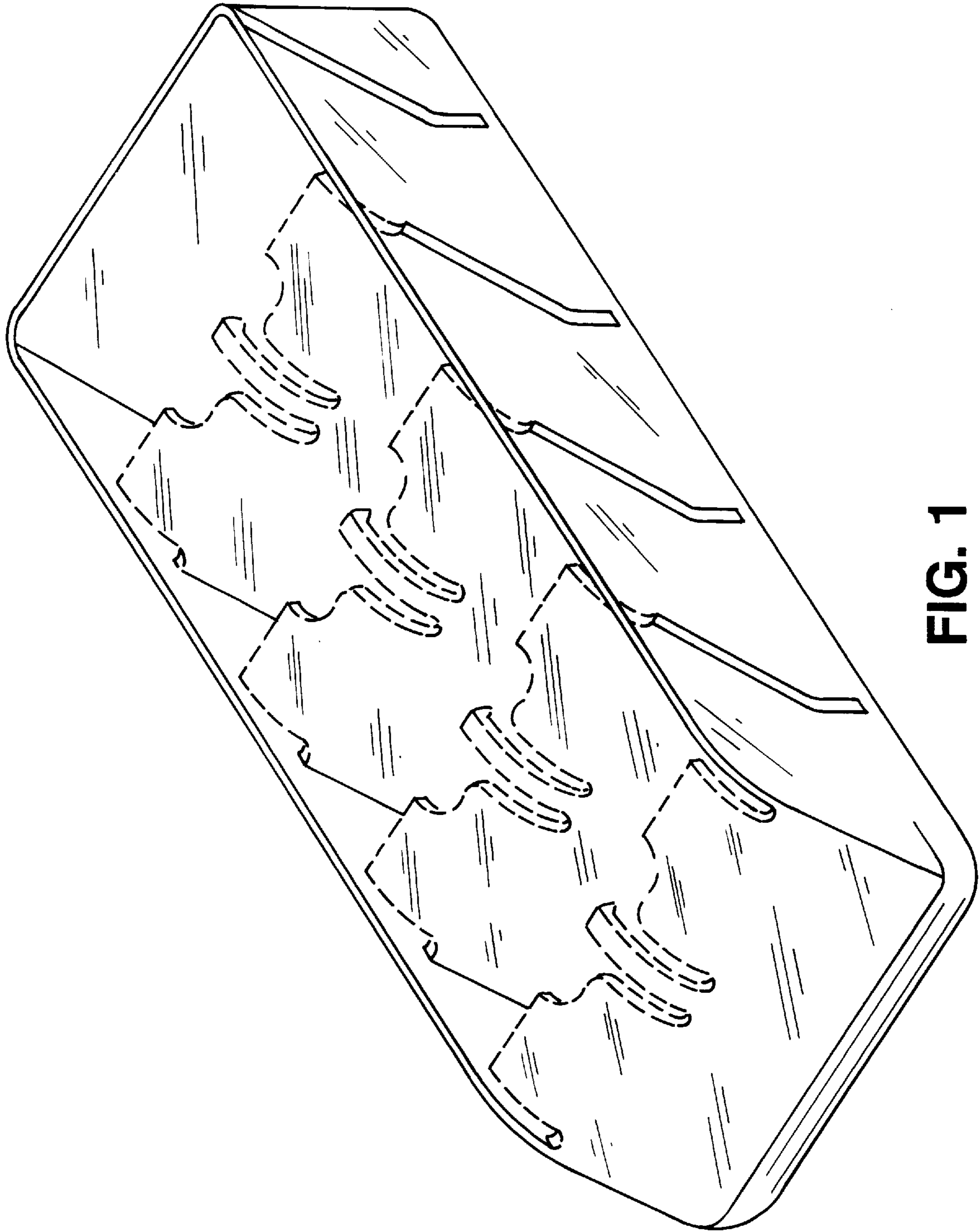


FIG. 1

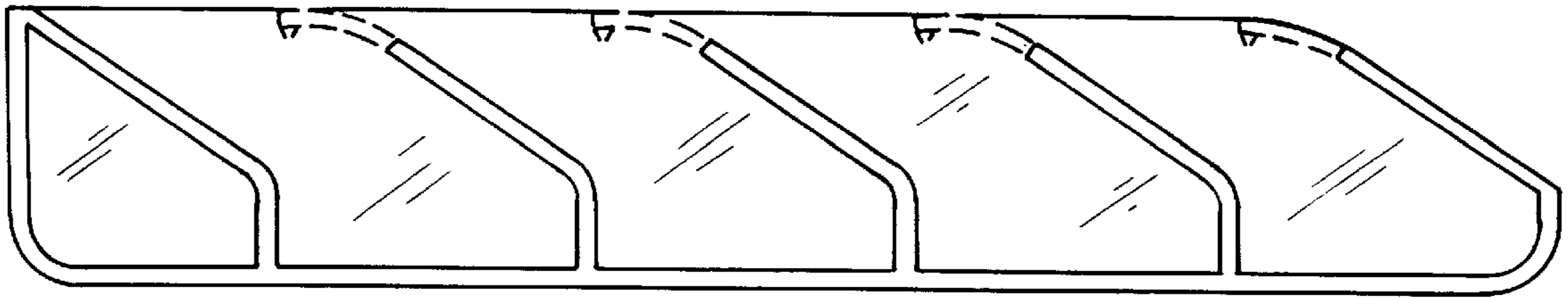


FIG. 2

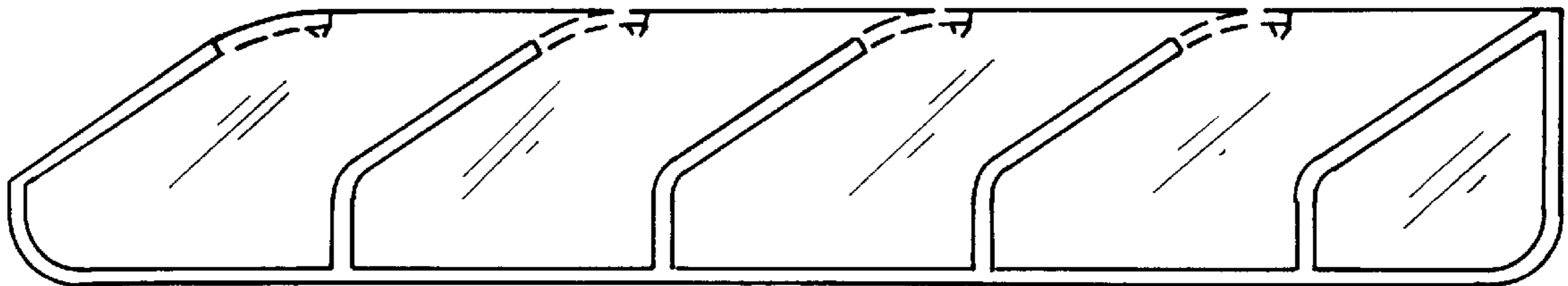


FIG. 3

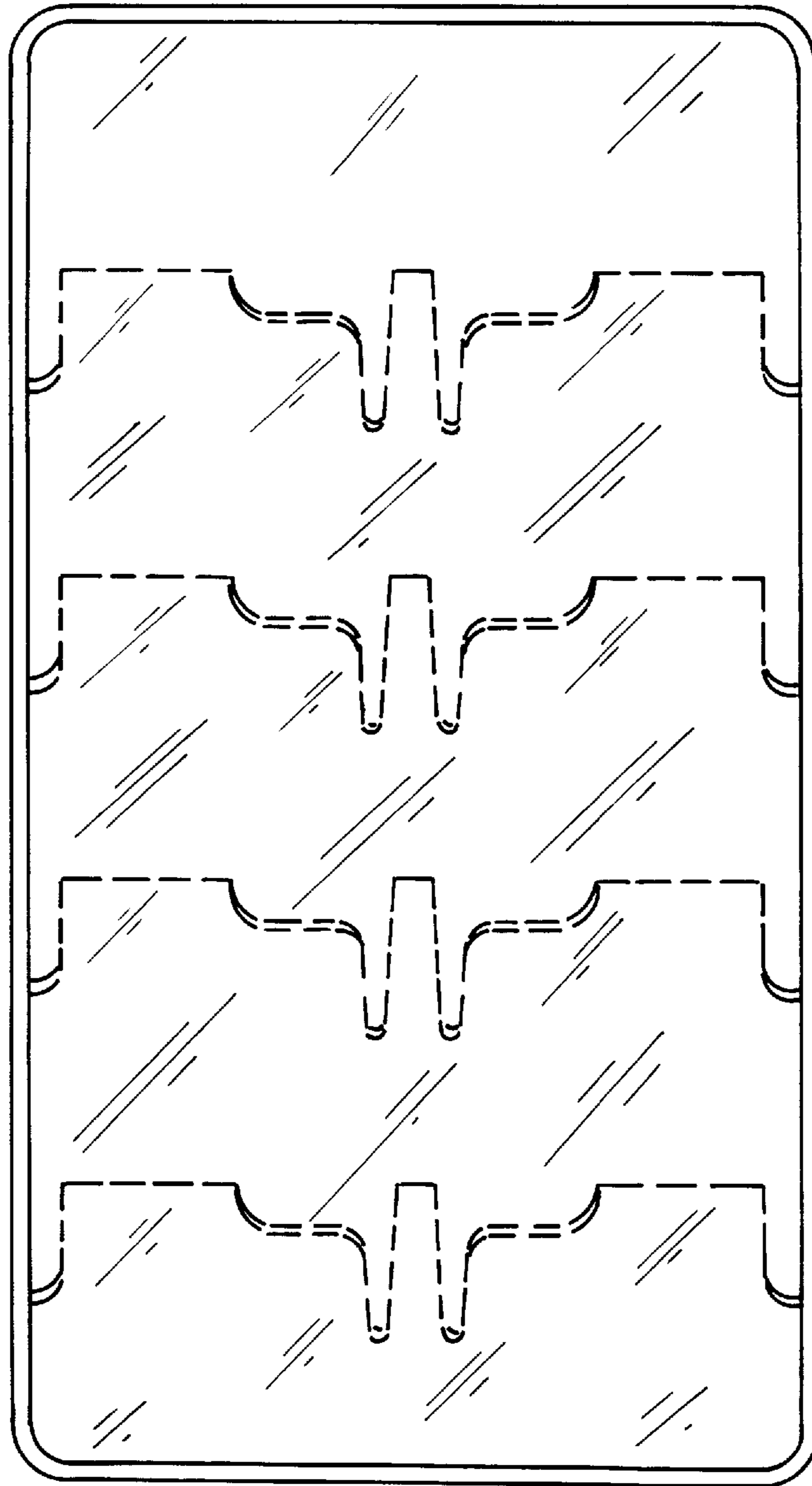


FIG. 4