



US00D398516S

# United States Patent [19]

[11] **Patent Number: Des. 398,516**

**Brown et al.**

[45] **Date of Patent: \*\*Sep. 22, 1998**

[54] **ORNAMENTAL HOOK**

5,285,364 2/1994 Bayer ..... 362/405  
5,575,446 11/1996 Swenson et al. .... 248/304

[76] Inventors: **John P. Brown; Susan E. Brown**, both  
of P.O. Box 503, Simsbury, Conn.  
06070

*Primary Examiner*—Holly Baynham  
*Attorney, Agent, or Firm*—William L. Muckelroy; Gary  
Lipson

[\*\*] Term: **14 Years**

## [57] CLAIM

[21] Appl. No.: **77,815**

The ornamental design for an ornamental hook, as shown  
and described.

[22] Filed: **Oct. 14, 1997**

[51] **LOC (6) Cl. .... 08-05**

[52] **U.S. Cl. .... D8/370; D11/130**

[58] **Field of Search .... D8/367, 370, 373;  
D11/130; 248/302-303, 339; 24/369**

## DESCRIPTION

FIG. 1 is an environmental perspective view of an ornamen-  
tal hook with the broken line showing of a Christmas  
ornament being for illustrative purposes only and forming  
no part of the claimed design;

## [56] References Cited

FIG. 2 is a front view of an ornamental hook incorporating  
our design;

### U.S. PATENT DOCUMENTS

2,544,516	3/1951	Walters .	
3,223,373	12/1965	Molinaro .	
4,123,900	11/1978	Sadowski .....	248/339
4,887,785	12/1989	Blaich .....	248/339
4,909,466	3/1990	Matthews .....	248/303
4,957,259	9/1990	Wolf, Jr. ....	248/304
5,104,082	4/1992	Bayer .....	248/303

FIG. 3 is a back view thereof;

FIG. 4 is a right side perspective view thereof;

FIG. 5 is a left side perspective view thereof;

FIG. 6 is a bottom view thereof; and,

FIG. 7 is a top view thereof.

**1 Claim, 2 Drawing Sheets**




FIG. 1



FIG. 2



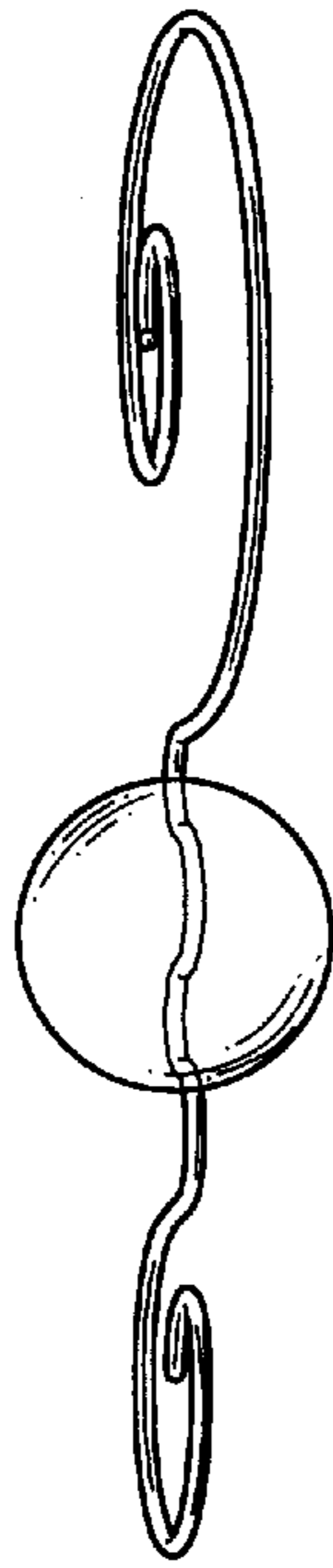


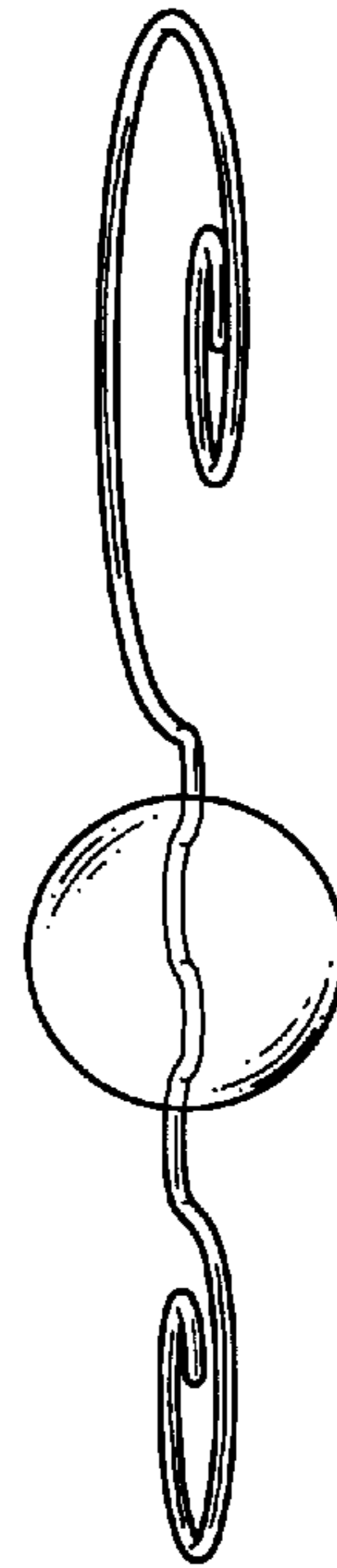
FIG. 3



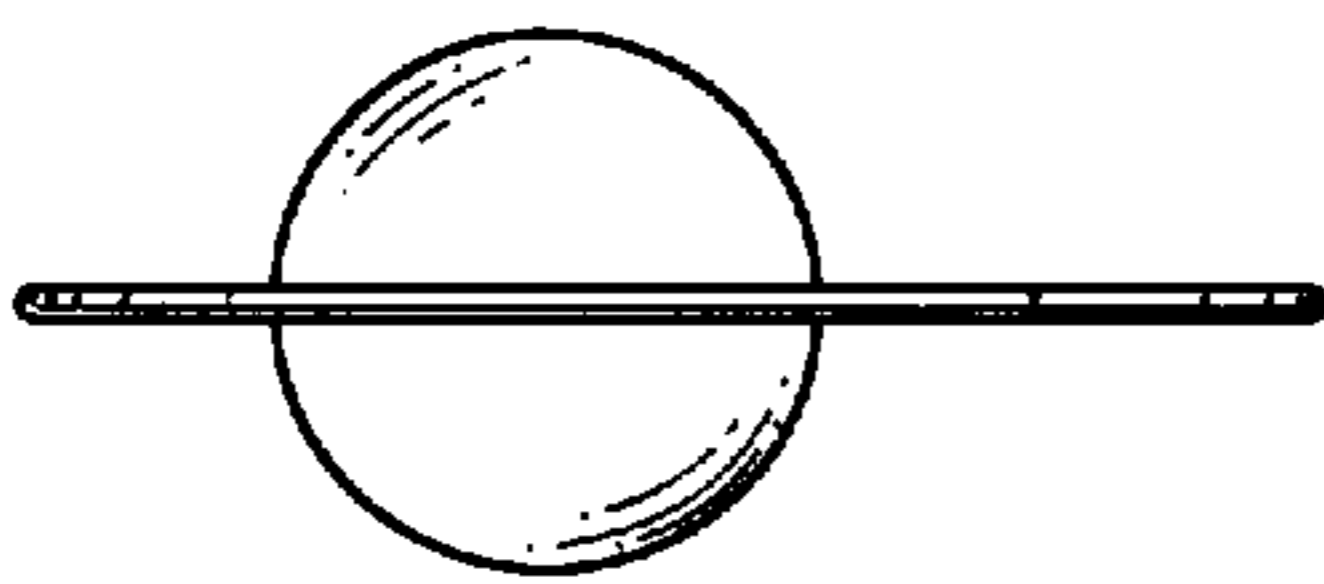
**FIG. 4**



**FIG. 5**



**FIG. 6**



**FIG. 7**

