



US00D398512S

United States Patent [19]

Bethurem

[11] Patent Number: Des. 398,512

[45] Date of Patent: **Sep. 22, 1998

[54] **LOCK TO BE COUPLED TO THE HINGE PLATES OF A ROTATABLE DOOR**

[76] Inventor: **Gary J. Bethurem**, 36332 Via Alamo, San Juan Capistrano, Calif. 92675

[**] Term: **14 Years**

[21] Appl. No.: **69,354**

[22] Filed: **Apr. 7, 1997**

[51] **LOC (6) Cl.** **08-07**

[52] **U.S. Cl.** **D8/330**

[58] **Field of Search** D8/330, 331; 70/14, 70/57, 77, 91, 101, 158; 292/288; 16/82

[56] **References Cited**

U.S. PATENT DOCUMENTS

5,265,922	11/1993	Falcone	292/288	X
5,560,080	10/1996	Reed	16/82	
5,642,910	7/1997	Betherum	292/288	

Primary Examiner—Brian N. Vinson
Attorney, Agent, or Firm—Morland C. Fischer

[57] **CLAIM**

The ornamental design for a lock to be coupled to the hinge plates of a rotatable door, as shown and described.

DESCRIPTION

FIG. 1 shows a perspective view of a lock to be coupled to

the hinge plates of a rotatable door which forms a first embodiment of my invention;

FIG. 2 is a front elevational view thereof;

FIG. 3 is a rear elevational view thereof;

FIG. 4 is a left side elevational view thereof, this side and the right side elevational view being of identical design;

FIG. 5 is a top plan view thereof;

FIG. 6 is a bottom plan view thereof;

FIG. 7 shows a perspective view of a lock to be coupled to the hinge plates of a rotatable door which forms a second embodiment of my invention;

FIG. 8 is a front elevational view thereof;



FIG. 9 is a rear elevational view thereof;

FIG. 10 is a left side elevational view thereof, this side and the right side elevational view being of identical design;

FIG. 11 is a top plan view thereof; and,

FIG. 12 is a bottom plan view thereof.

1 Claim, 3 Drawing Sheets






FIG. 1




FIG. 2




FIG. 3

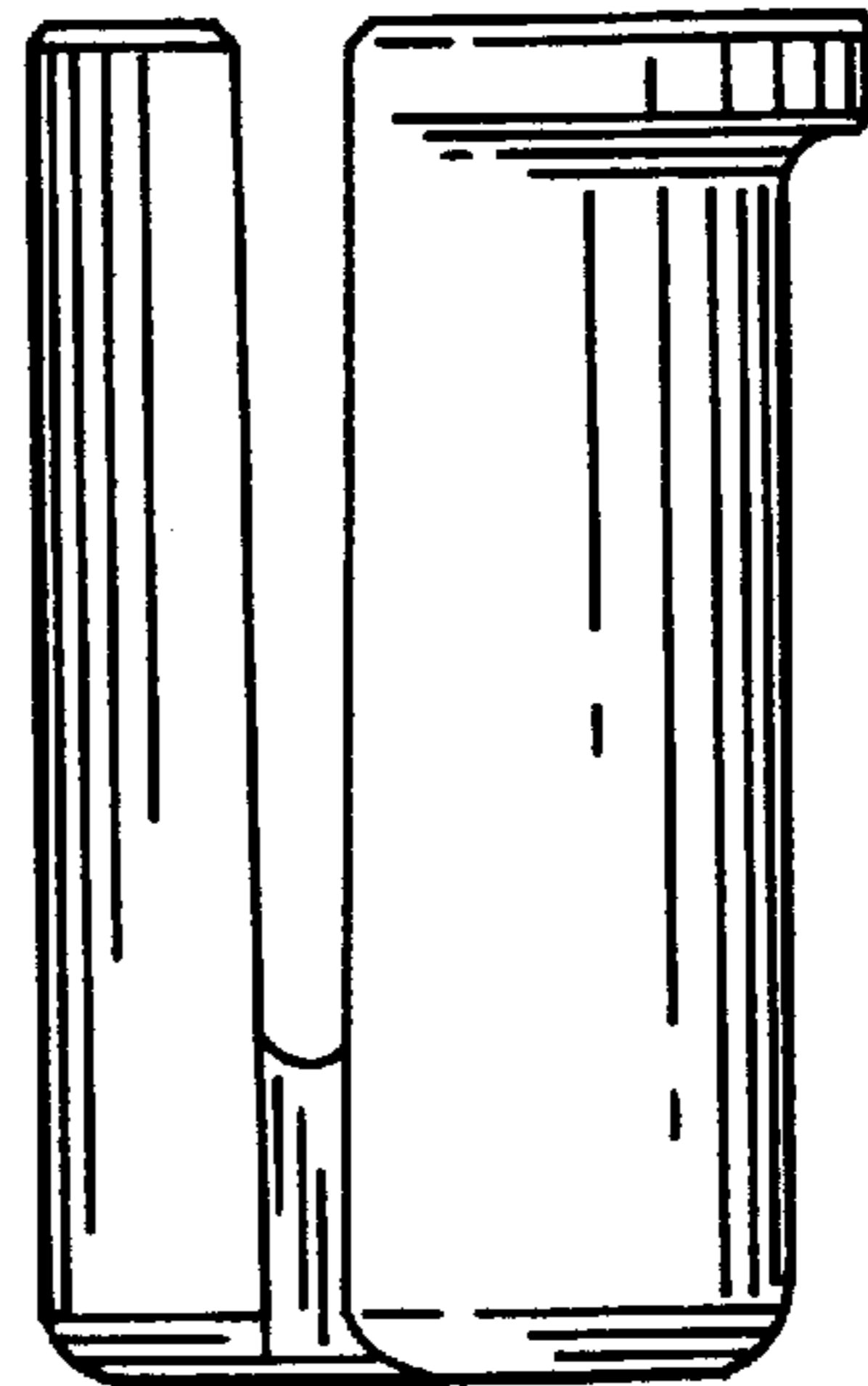


FIG. 4




FIG. 5




FIG. 6




FIG. 7




FIG. 8




FIG. 9

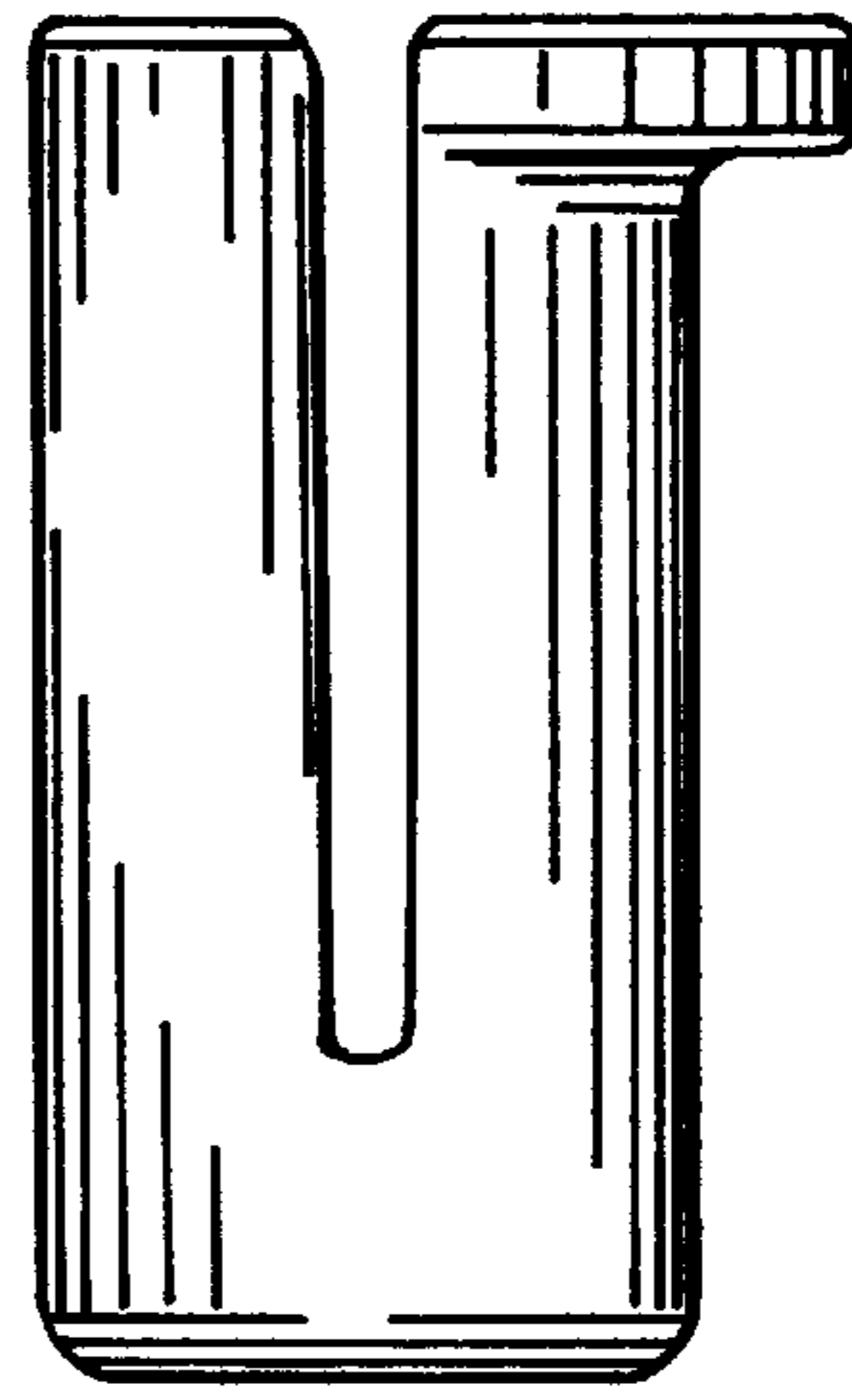


FIG. 10




FIG. 11




FIG. 12