



US00D398503S

United States Patent [19] DiResta

[11] Patent Number: **Des. 398,503**

[45] Date of Patent: ****Sep. 22, 1998**

[54] **TOOL HOLDER**

[76] Inventor: **James D. DiResta**, 1078 W. Broadway,
Woodmere, N.Y. 11598

[**] Term: **14 Years**

[21] Appl. No.: **70,752**

[22] Filed: **May 15, 1997**

[51] **LOC (6) Cl.** **08-05**

[52] **U.S. Cl.** **D8/71; D3/18**

[58] **Field of Search** **D8/71, 51; D3/18;**
7/158; 81/177.1, 177.4, 437-439, 490

[56] **References Cited**

U.S. PATENT DOCUMENTS

D. 174,703	5/1955	Orthwin	D3/18
D. 374,342	10/1996	Tanaka	D3/18
4,910,821	3/1990	Kieferle	7/158

Primary Examiner—Terry A. Wallace
Attorney, Agent, or Firm—Schweitzer Cornman Gross &
Bondell LLP

[57] **CLAIM**

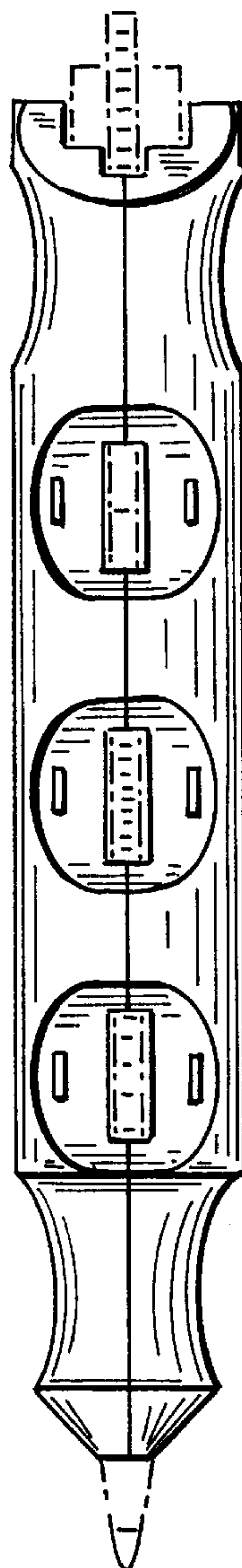
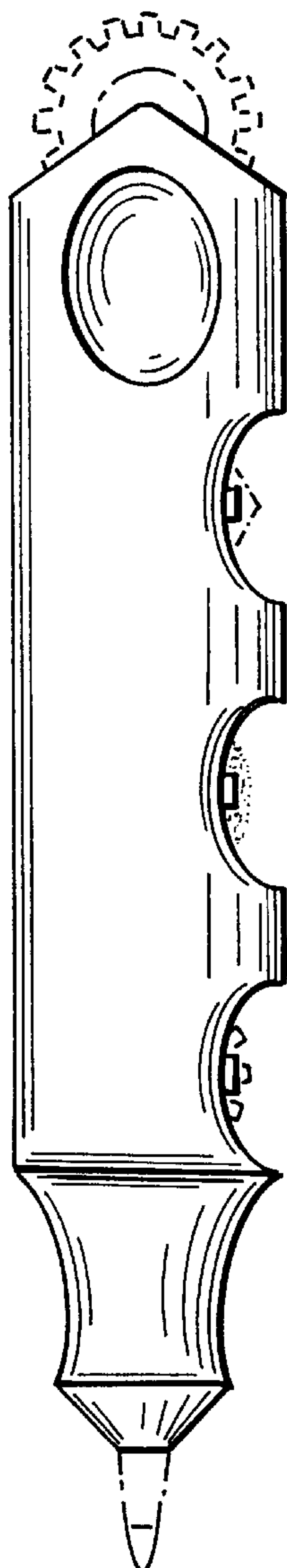
The ornamental design for a tool holder, as shown and described.

DESCRIPTION

FIG. 1 is a left side elevation view of a tool holder showing my new design, the opposite side being a mirror image; FIG. 2 is a front elevation view thereof; FIG. 3 is a rear elevation view thereof; FIG. 4 is a top plan view thereof; and, FIG. 5 is a bottom plan view thereof.

The broken lines are for illustrative purposes only and form no part of the claimed design.

1 Claim, 2 Drawing Sheets



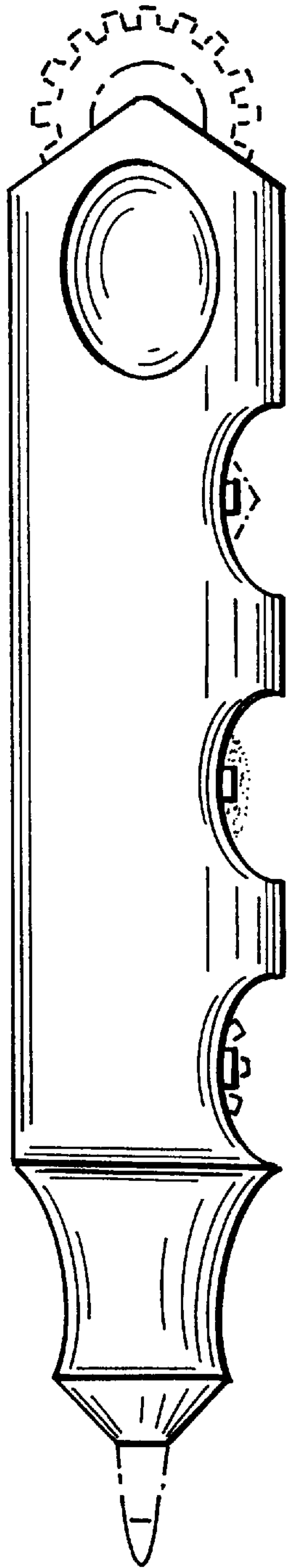


FIG. 1

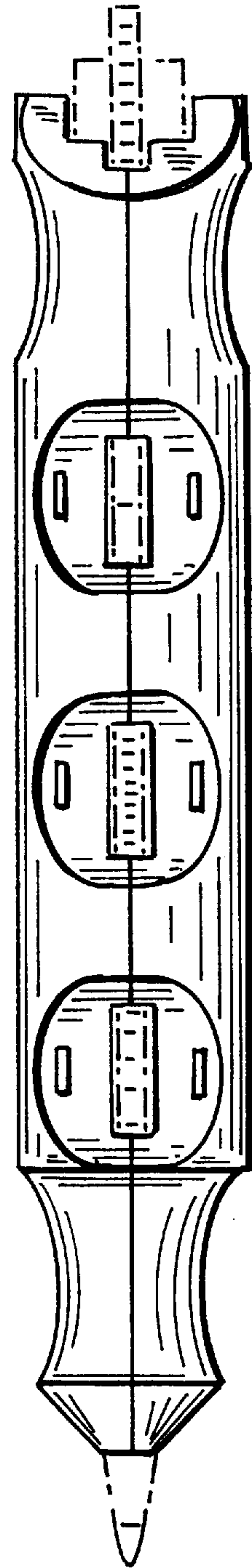


FIG. 2

FIG. 4

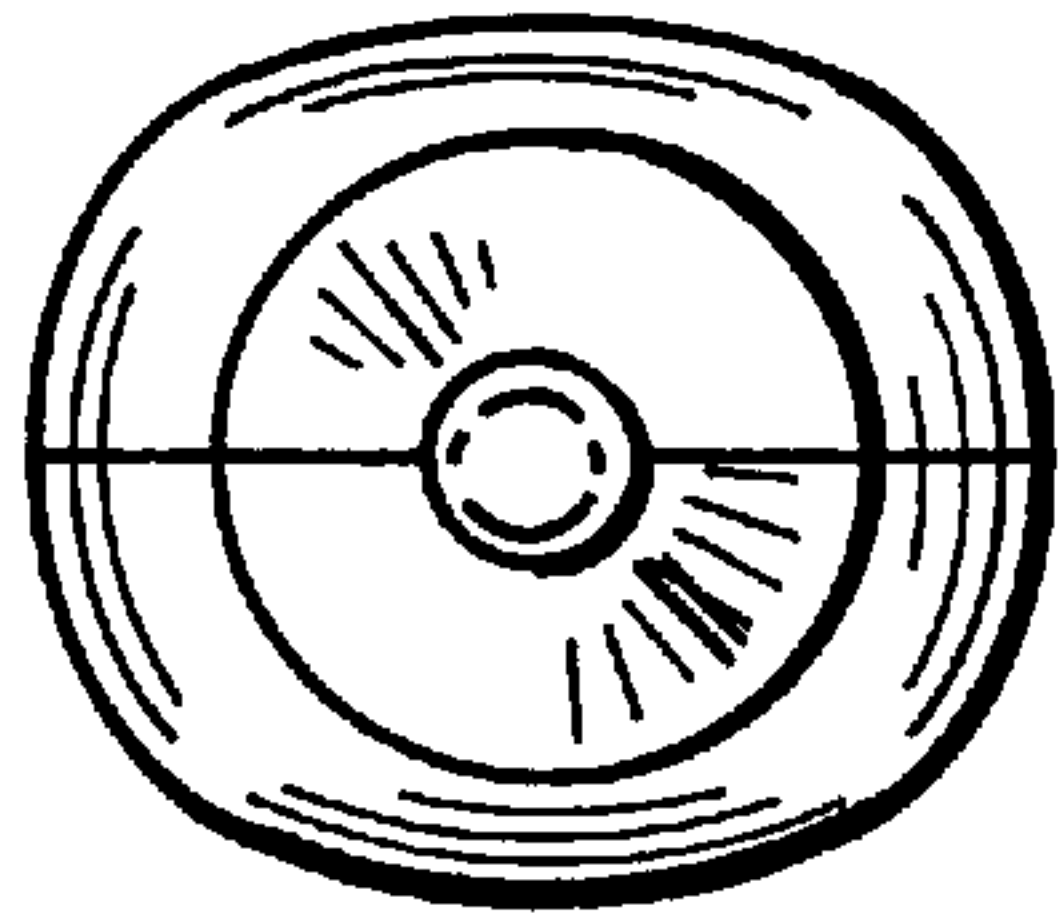
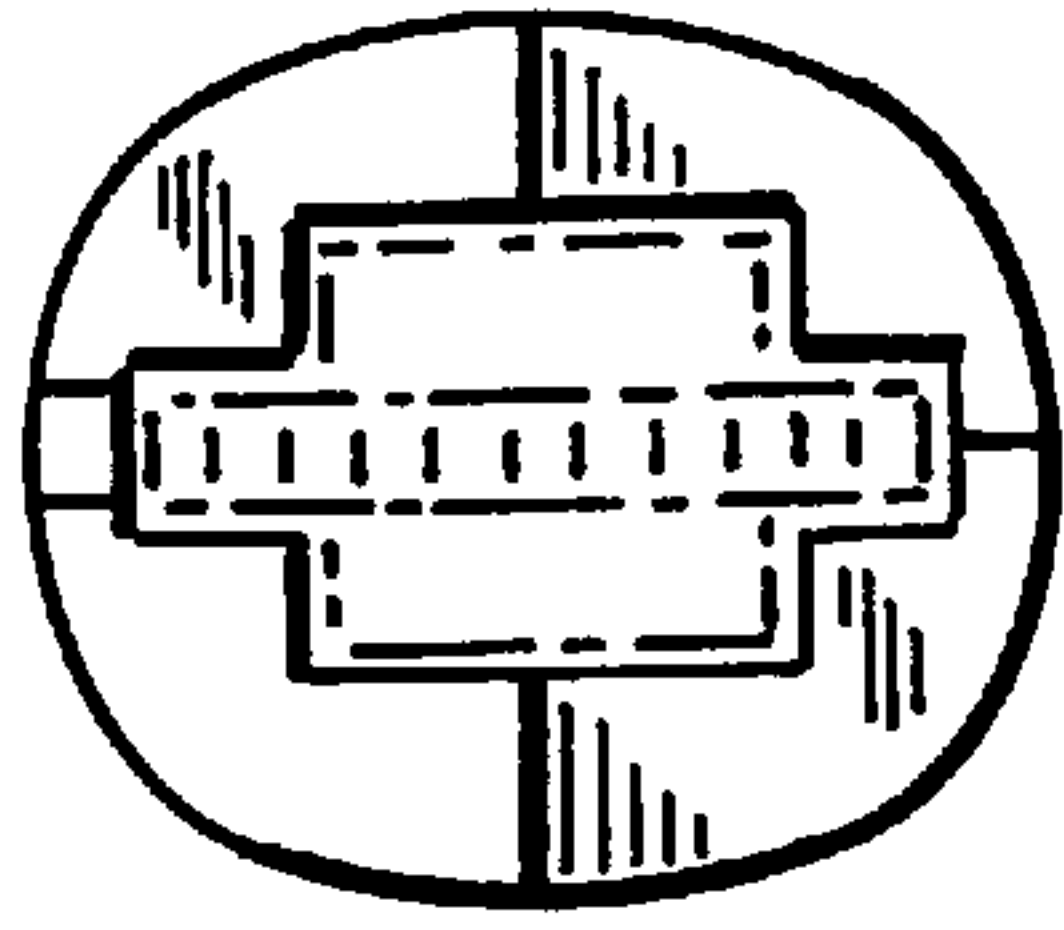


FIG. 5




FIG. 3