



US00D398500S

# United States Patent [19] Gstalter

[11] **Patent Number: Des. 398,500**

[45] **Date of Patent: \*\*\*Sep. 22, 1998**

[54] **SCISSORS**

[75] Inventor: **Bruno Gstalter**, Poisy, France

[73] Assignee: **Manufacture d'Articles de Precision Et de Dessin**, Argonay, France

[\*] Notice: The portion of the term of this patent subsequent to Jun. 30, 2012, has been disclaimed.

[\*\*] Term: **14 Years**

[21] Appl. No.: **66,803**

[22] Filed: **Feb. 24, 1997**

[30] **Foreign Application Priority Data**

Sep. 23, 1996 [XH] Hague Agreement ..... DM/037 612

[51] **LOC (6) Cl.** ..... **08-03**

[52] **U.S. Cl.** ..... **D8/57; D8/98**

[58] **Field of Search** ..... D8/57, 98, 99, D8/105; D19/65, 99, 100; 30/194, 195, 230-235, 238, 255, 244, 120, 145, 146, 254, 256-260, 266

[56] **References Cited**

**U.S. PATENT DOCUMENTS**

D. 242,425 11/1976 Bäckström ..... D8/57  
D. 280,283 8/1985 Asano ..... D8/57

D. 302,099 7/1989 Lindén ..... D8/57  
4,420,884 12/1983 Hembling ..... 30/266  
5,325,592 7/1994 Lindén et al. .... 30/254

**FOREIGN PATENT DOCUMENTS**

2173439 10/1986 United Kingdom ..... 30/231

**OTHER PUBLICATIONS**

Sew Business—p. 4, See Scissors #3, page center, Apr. 1978.

Sew Business—p. 13, See Scissors page center, Feb. 1976.

*Primary Examiner*—Martie Thompson

*Attorney, Agent, or Firm*—Mathews, Collins, Shepherd & Gould, P.A.

[57] **CLAIM**

The ornamental design for scissors, as shown and described.

**DESCRIPTION**

FIG. 1, is a side perspective view of scissors showing my new design;

FIG. 2, is a side elevational view thereof;

FIG. 3, is a side elevational view thereof, taken from the side opposite that shown in FIG. 2; and,

FIG. 4, is a top plan view thereof, the bottom plan view opposite that shown in FIG. 4 being the mirror image thereof.

**1 Claim, 4 Drawing Sheets**




FIG. 1





FIG. 2



**FIG. 3**




FIG. 4

