



US00D398499S

United States Patent [19] Ronan

[11] **Patent Number: Des. 398,499**

[45] **Date of Patent: **Sep. 22, 1998**

[54] **CUTTING TOOL**

[76] Inventor: **John S. Ronan**, Ronan Tools, Inc.,
1290 S. Santa Fe Ave., San Jacinto,
Calif. 92583

[**] Term: **14 Years**

[21] Appl. No.: **74,942**

[22] Filed: **Aug. 13, 1997**

[51] **LOC (6) Cl. 08-05**

[52] **U.S. Cl. D8/52; D8/5**

[58] **Field of Search D8/98, 107, 51,
D8/52, 4, 5, 54; 30/252, 287, 251, 257;
81/417, 427**

[56] **References Cited**

U.S. PATENT DOCUMENTS

D. 229,020 11/1973 Covey D8/5

D. 250,509 12/1978 Plimmer D8/5
D. 323,769 2/1992 Ishida et al. D8/5
D. 341,527 11/1993 Clivio D8/5
D. 359,205 6/1995 Her D8/5
D. 380,128 6/1997 Wu D8/5
D. 390,761 2/1998 Choi D8/5

Primary Examiner—Philip S. Hyder

[57] **CLAIM**

The ornamental design for a cutting tool, as shown.

DESCRIPTION

FIG. 1 of the drawings is a front, top, and right side perspective view of a cutting tool showing my design; FIG. 2 is a rear elevational view thereof; FIG. 3 is a left side elevational view thereof; and, FIG. 4 is a bottom plan view thereof.

1 Claim, 1 Drawing Sheet

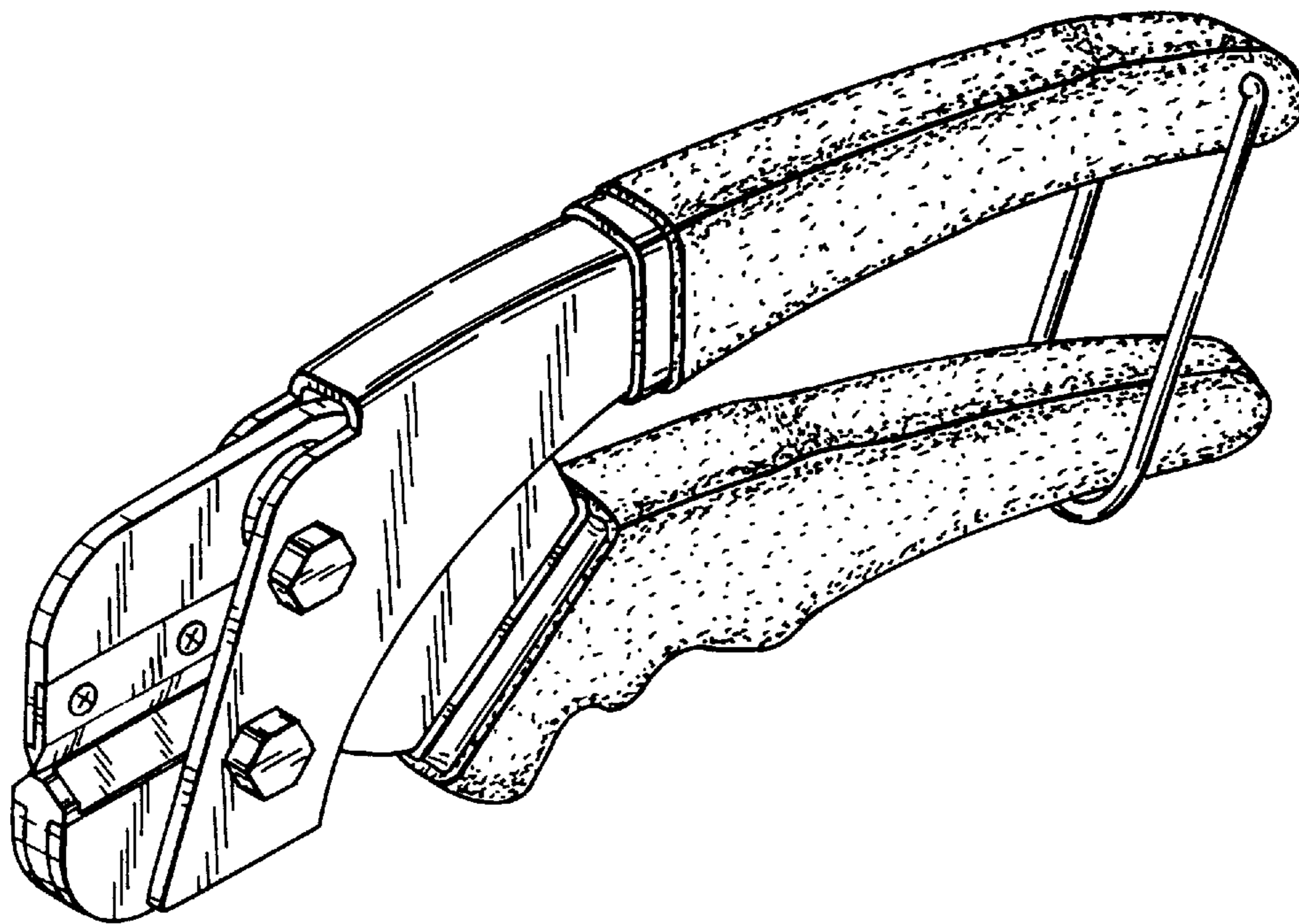


FIG. 1

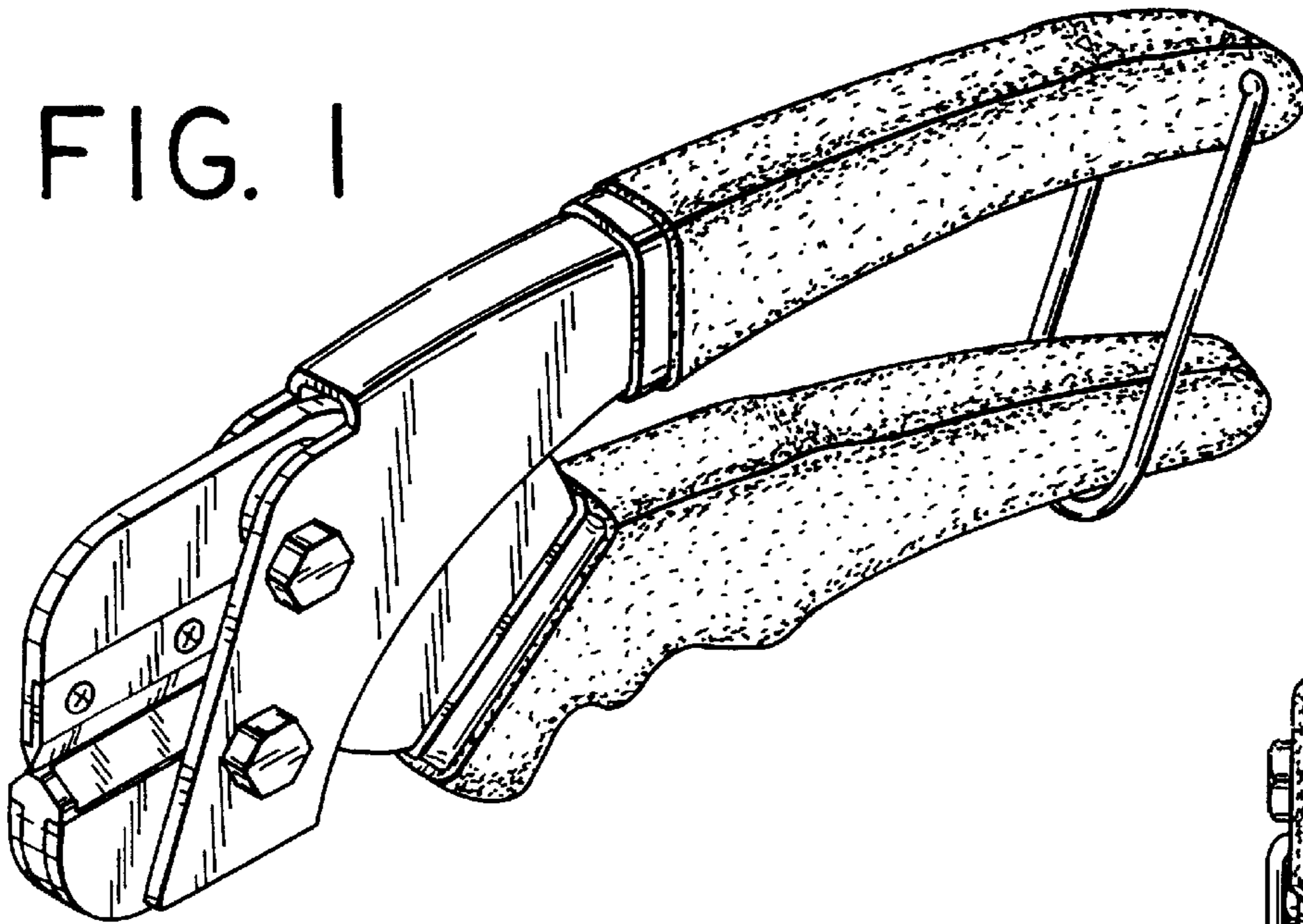


FIG. 2



FIG. 3

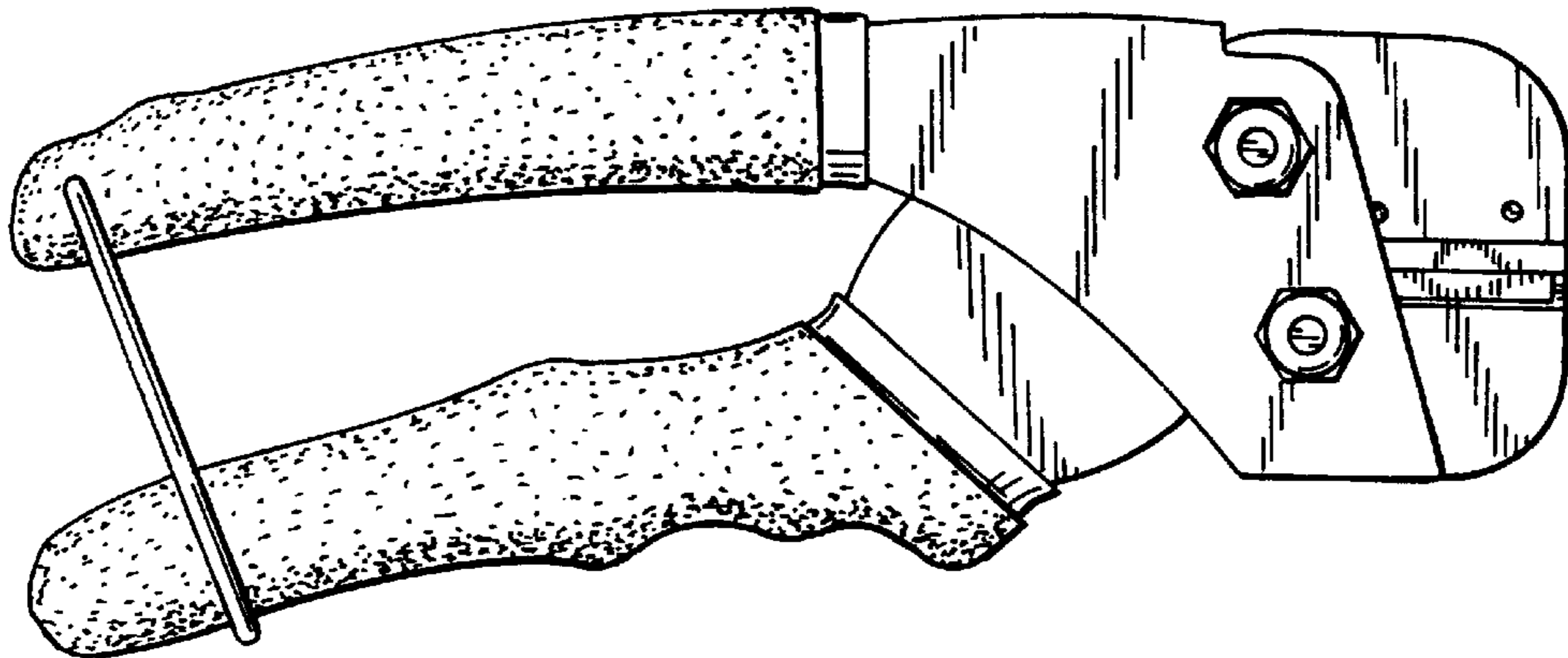


FIG. 4

