



US00D398494S

United States Patent [19]
Bickford et al.

[11] **Patent Number: Des. 398,494**
[45] **Date of Patent: **Sep. 22, 1998**

[54] **NAIL SET**
[75] Inventors: **Dudley V. Bickford**, Chester; **Kenneth D. Neves**, Torrington, both of Conn.
[73] Assignee: **The Stanley Works**, New Britain, Conn.
[**] Term: **14 Years**
[21] Appl. No.: **49,125**
[22] Filed: **Jan. 18, 1996**
[51] **LOC (6) Cl.** **08-05**
[52] **U.S. Cl.** **D8/47; D19/47**
[58] **Field of Search** D8/47, 107; 81/44; 30/367, 366; D19/48, 47, 50

1,984,839 12/1934 Murray .
2,202,253 5/1940 Hiatt .
2,207,269 7/1940 Schiff .
3,879,848 4/1975 Murphy .
4,712,304 12/1987 Sanelli .
4,841,653 6/1989 Negley .
5,426,858 6/1995 Clark 30/367

Primary Examiner—Prabhakar G. Deshmukh
Assistant Examiner—Richelle Shelton
Attorney, Agent, or Firm—Pepe & Hazard

[57] **CLAIM**

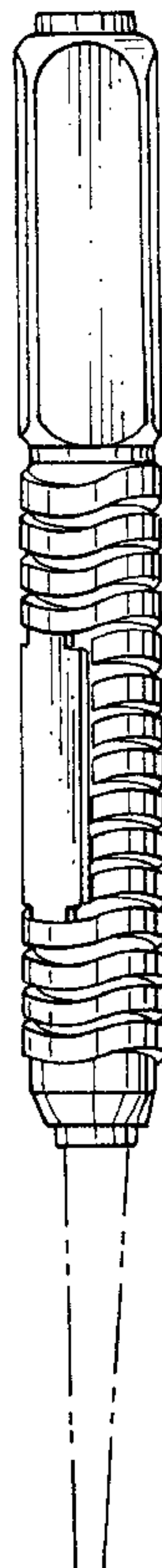
The ornamental design for a nail set, as shown and described.

DESCRIPTION

FIG. 1 is a perspective view of a nail set showing my new design;
FIG. 2 is a side elevational view thereof, the opposite side view being identical;
FIG. 3 is a side elevational view thereof rotated 45° from the position of FIG. 2, the opposite side view being identical;
FIG. 4 is a side elevational view thereof rotated an additional 45° from the position of FIG. 3, the opposite side view being identical;
FIG. 5 is a top plan view thereof; and,
FIG. 6 is a bottom view thereof.
The broken line showing of the tip portion of the nail set in FIGS. 1–4 and 6 is for illustrative purposes only and forms no part of the claimed design.

[56] **References Cited**
U.S. PATENT DOCUMENTS
D. 44,834 11/1913 Bardwell D8/47
D. 45,049 12/1913 Mueller D8/47
D. 46,716 12/1914 Kemp D8/47
D. 58,502 7/1921 Peck D8/47
D. 143,052 11/1945 Waldinger D19/48
171,106 12/1875 Donaldson .
D. 174,249 3/1955 Daniels D19/48 X
D. 323,186 1/1992 Clark et al. D19/48
D. 351,416 10/1994 Oka et al. D19/48
D. 354,080 1/1995 Chevalier D19/48 X
D. 361,346 8/1995 Johnson D19/48 X
1,067,832 7/1913 Mueller 81/44
1,980,583 11/1934 Gurley .

1 Claim, 1 Drawing Sheet



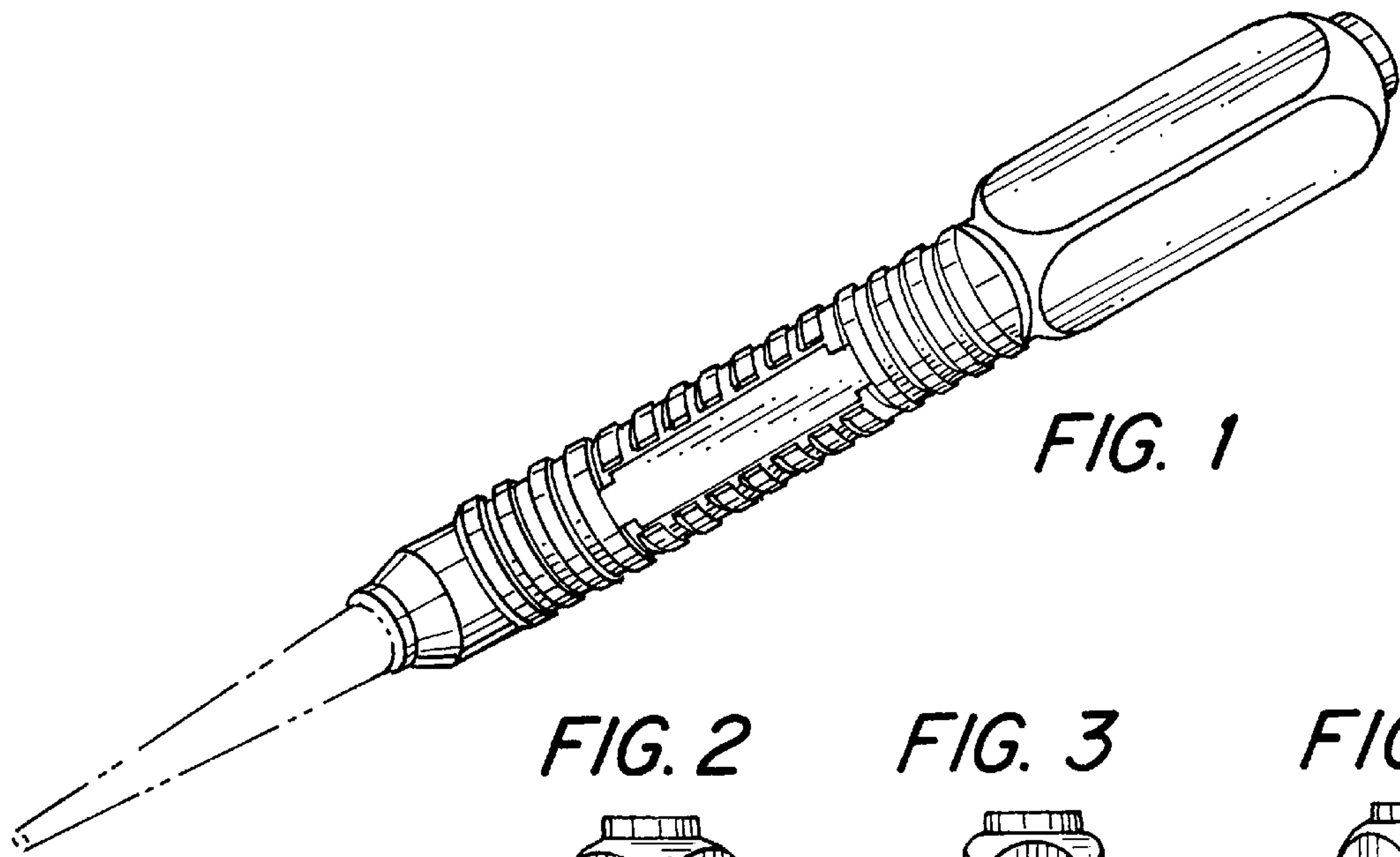


FIG. 1

FIG. 2

FIG. 3

FIG. 4

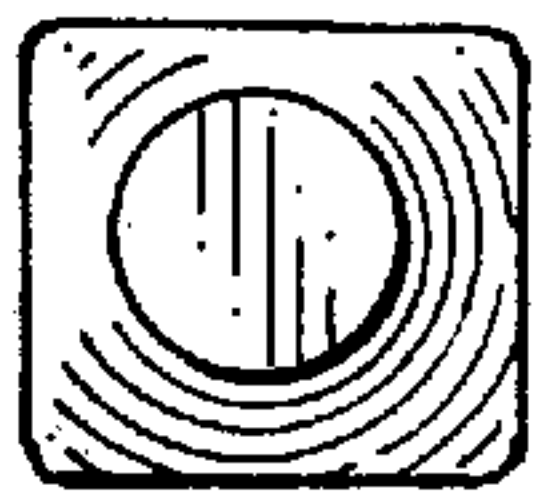
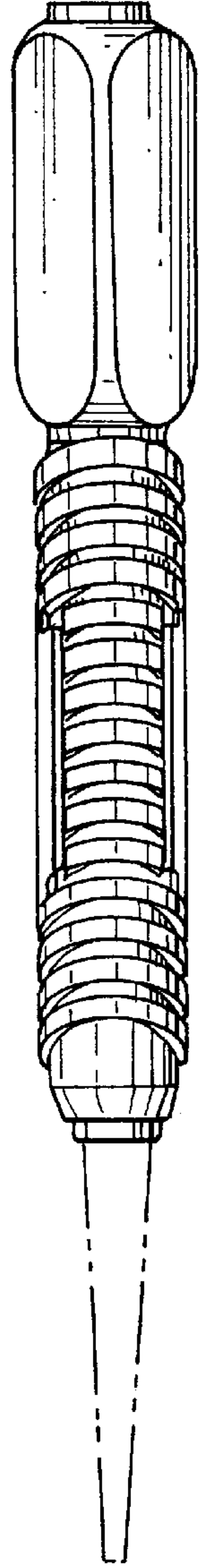
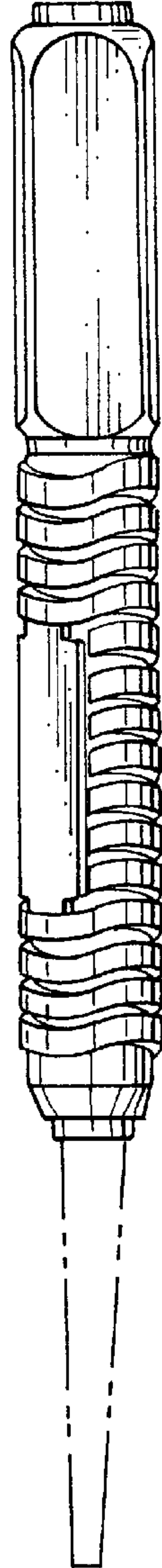
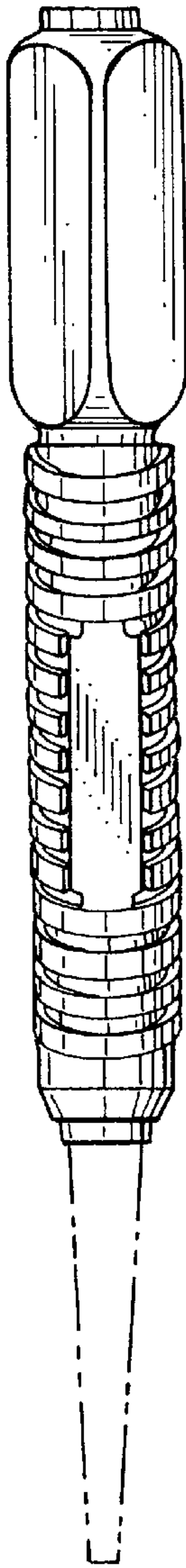


FIG. 5

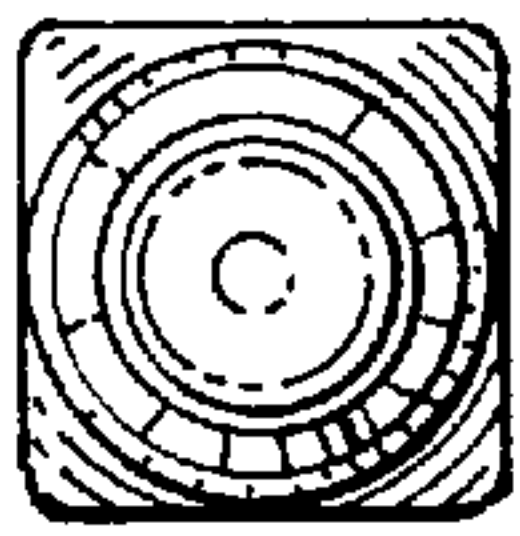


FIG. 6