



US00D398484S

**United States Patent** [19]  
**Duggan**

[11] **Patent Number: Des. 398,484**

[45] **Date of Patent: \*\*Sep. 22, 1998**

[54] **WINE BOTTLE COOLER**

*Attorney, Agent, or Firm—*Staas & Halsey

[76] Inventor: **Francis J. Duggan**, 416 N. Saint Asaph St., Alexandria, Va. 22314

[57] **CLAIM**

[\*\*] Term: **14 Years**

The ornamental design for a wine bottle cooler, as shown and described.

[21] Appl. No.: **18,058**

**DESCRIPTION**

[22] Filed: **Jan. 28, 1994**

FIG. 1 is a front elevational view of a wine bottle cooler showing my new design, and showing a golf ball in broken lines for illustrative purposes only, and the rear elevational view is identical to the front elevational view;

[51] **LOC (6) Cl.** ..... **07-01**

[52] **U.S. Cl.** ..... **D7/603**

[58] **Field of Search** ..... D6/455, 457; D7/603, D7/604; 62/457.1, 457.7, 457.8; 248/133

FIG. 2 is a side elevational view thereof and showing a golf ball in broken lines for illustrative purposes only, and the other side view is identical to the one that is shown;

[56] **References Cited**

**PUBLICATIONS**

FIG. 3 is a top plan view thereof, and the bottom view is unornamented;

CS/ID Brochure, Ice Bucket, bottom, right corner.  
The Bar Mart Tippler, 1950, p. 12, Item #4, Champagne Bucket And Stand.

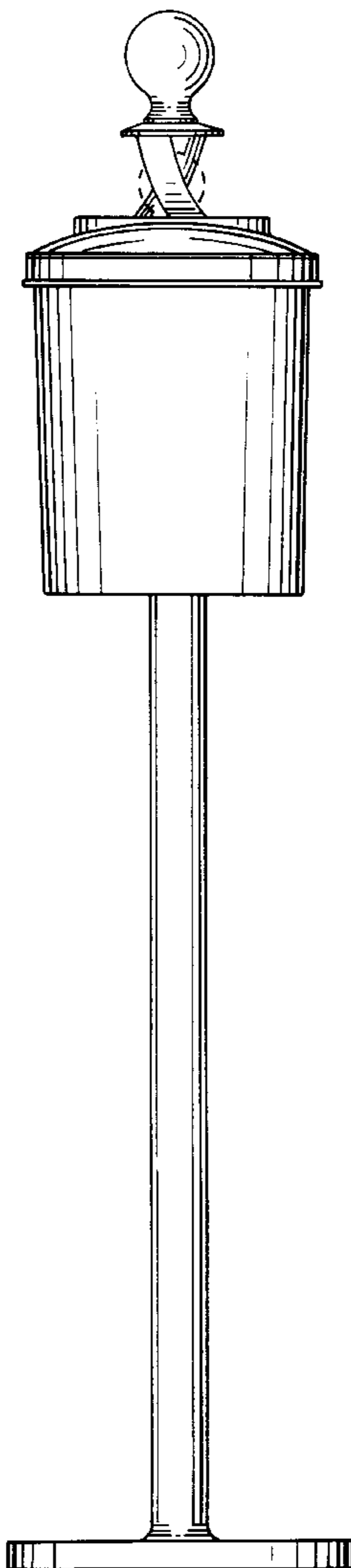
FIG. 4 is an elevational view thereof with the top removed and showing a wine bottle in broken lines for illustrative purposes only and forming no part of the claimed design; and,

Server Products Inc., Pl Ice Bucket, bottom left corner.

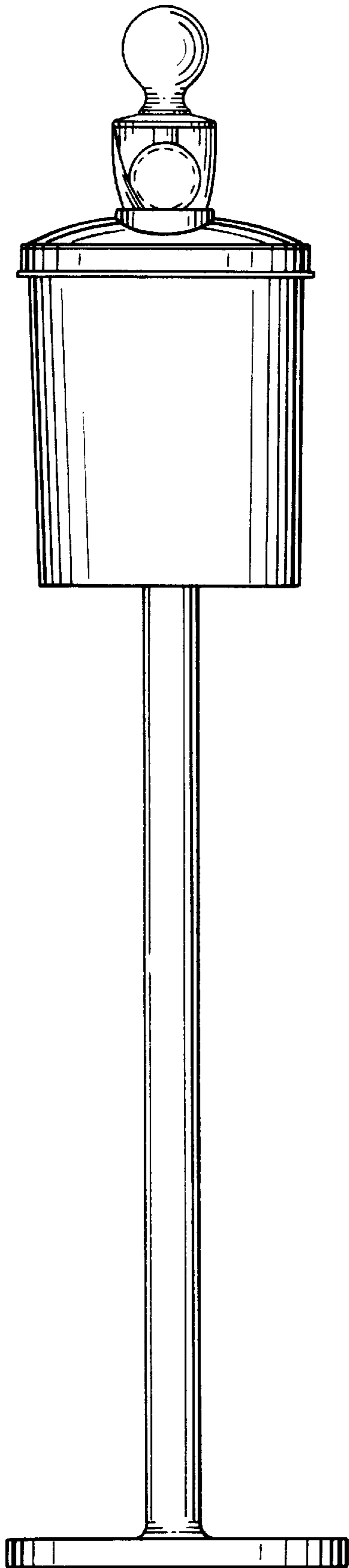
FIG. 5 is a top plan view of FIG. 4.

*Primary Examiner—*Terry A. Wallace

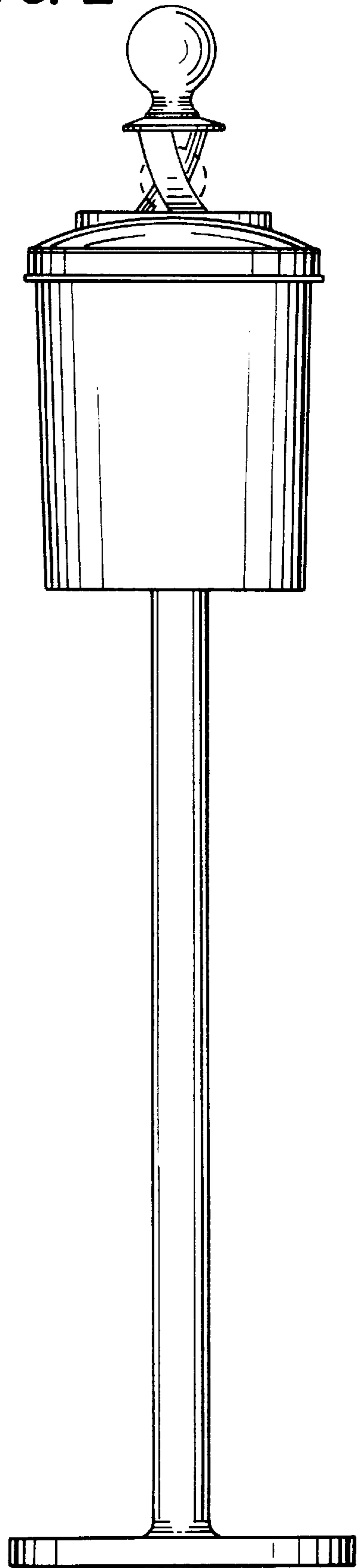
**1 Claim, 2 Drawing Sheets**



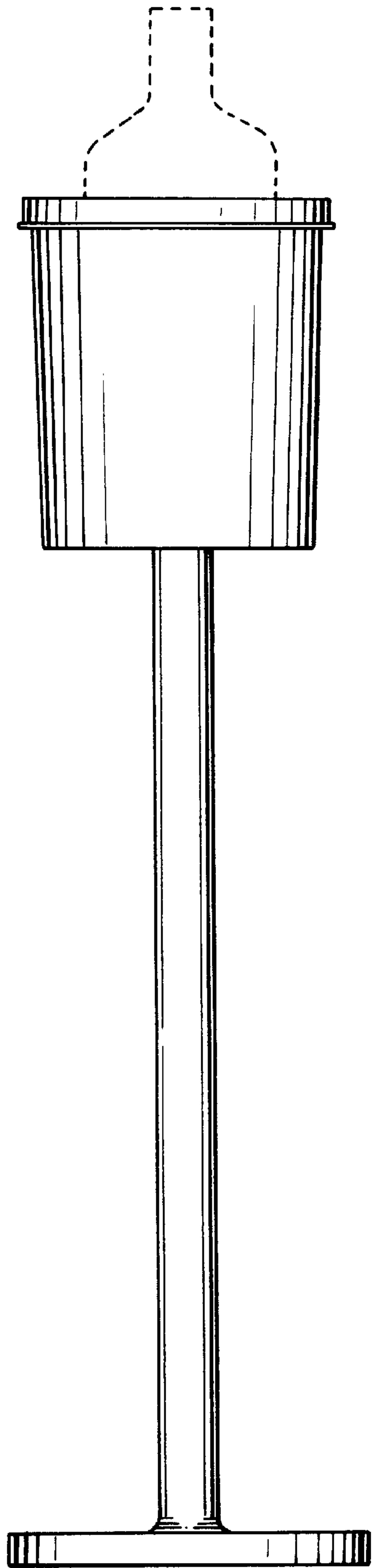
*FIG. 1*



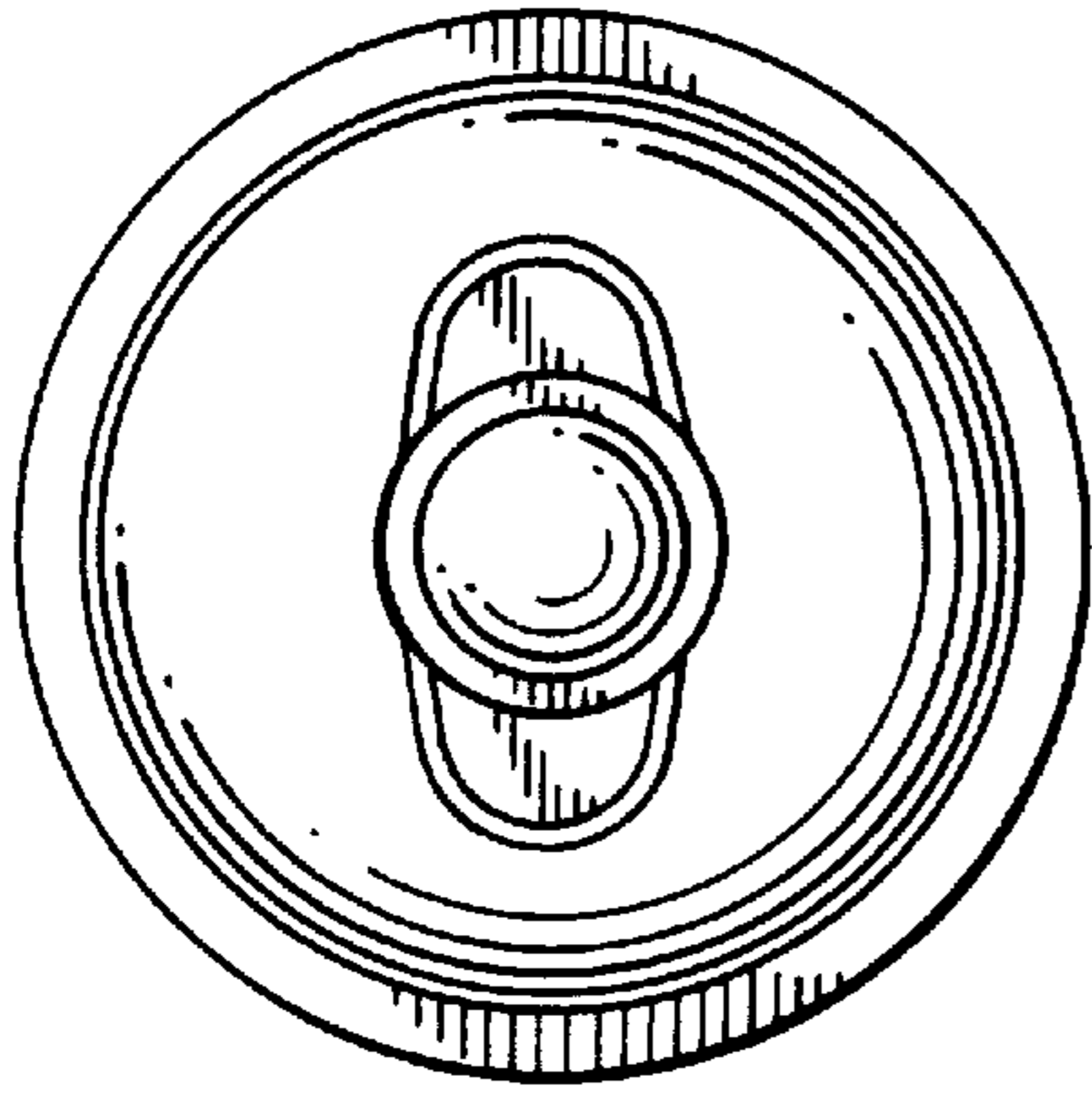
*FIG. 2*



**FIG. 4**



**FIG. 3**



**FIG. 5**

