



US00D398482S

**United States Patent** [19]  
**Wang**

[11] **Patent Number: Des. 398,482**  
[45] **Date of Patent: \*\*Sep. 22, 1998**

[54] **COMBINED SPICE RACK AND SPICE CONTAINERS**

[76] Inventor: **Simon Wang**, No. 94, Lane 53, Sec. 2, Chunghua S. Rd., Tainan, Taiwan

[\*\*] Term: **14 Years**

[21] Appl. No.: **79,563**

[22] Filed: **Nov. 14, 1997**

[51] **LOC (6) Cl.** ..... **07-01**

[52] **U.S. Cl.** ..... **D7/590; D7/706**

[58] **Field of Search** ..... D7/590, 592, 600, D7/701, 703, 706, 707, 708; 211/74, 75, 77; D9/516, 549, 558; 222/179.5, 142.1-142.9

[56] **References Cited**

**U.S. PATENT DOCUMENTS**

150,718	5/1874	Seavey	.....	211/77
D. 290,573	6/1987	Drummond, Jr. et al.	.....	D7/600 X
3,088,714	5/1963	Isreeli	.....	211/74 X

**OTHER PUBLICATIONS**

HFD, spice rack, p. 95, Mar. 12, 1990.  
HFD, spice rack, p. 77, May 18, 1992.

*Primary Examiner*—Terry A. Wallace  
*Attorney, Agent, or Firm*—Kolisch Hartwell Dickinson McCormack & Heuser


[57] **CLAIM**

The ornamental design for a combined spice rack and spice containers, as shown.

**DESCRIPTION**

FIG. 1 is a front, right and top view of a combined spice rack and spice containers showing my new design; FIG. 2 is a front view thereof; FIG. 3 is a rear view thereof; FIG. 4 is a right view thereof; FIG. 5 is a left view thereof; FIG. 6 is a top view thereof; and, FIG. 7 is a bottom view thereof.

**1 Claim, 4 Drawing Sheets**






FIG. 1

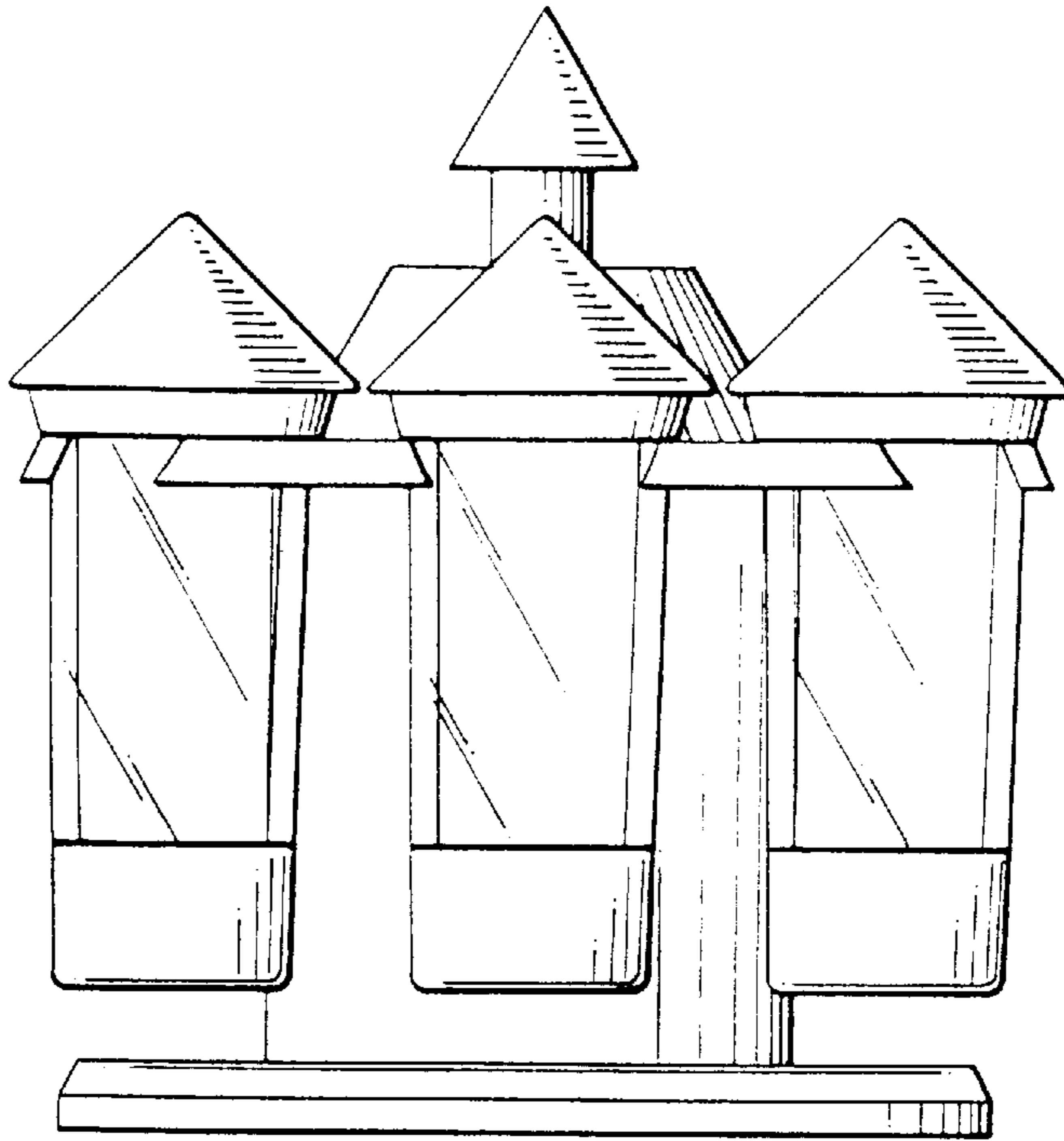


FIG. 2




FIG. 3

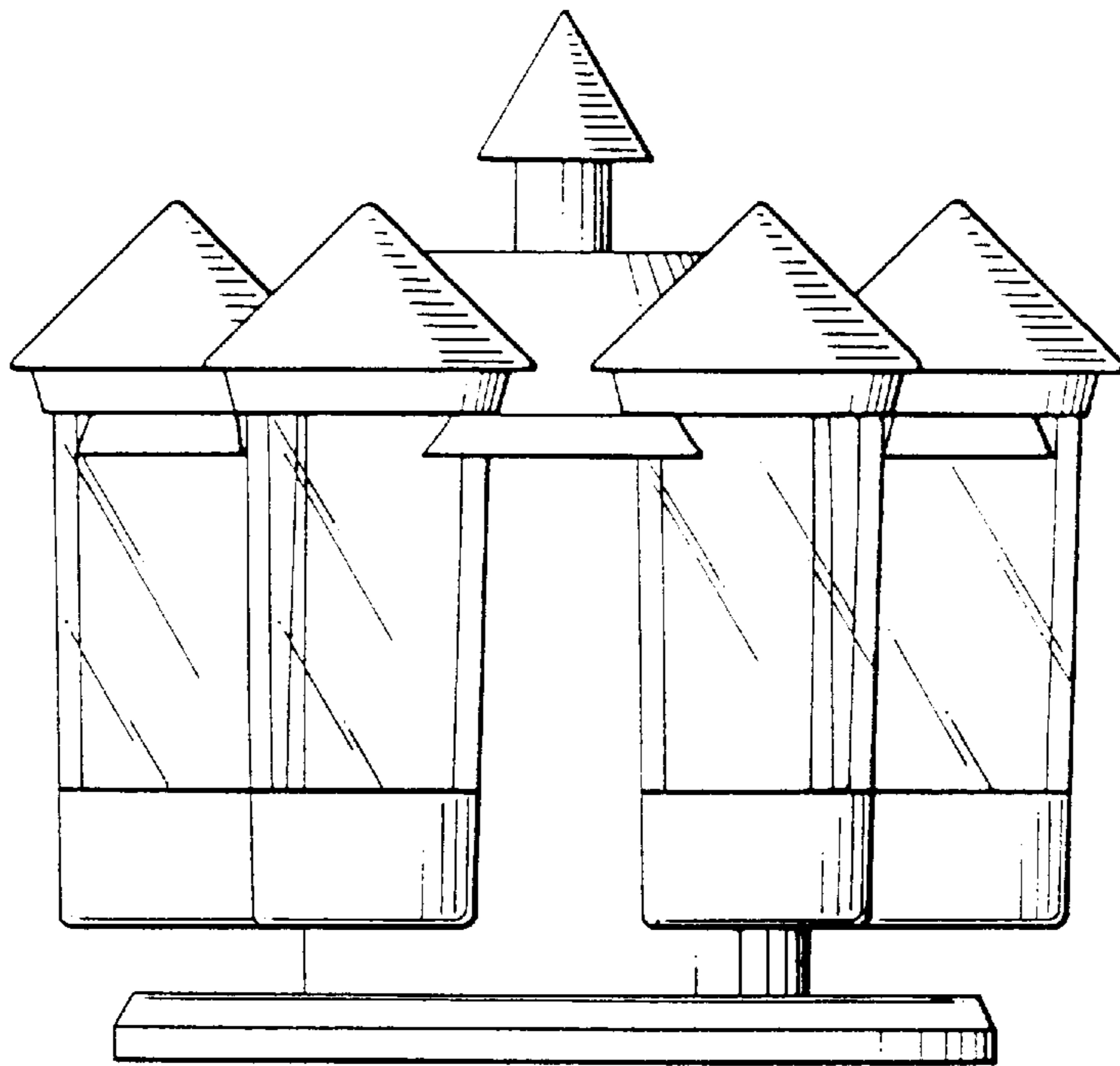


FIG. 5




FIG. 4

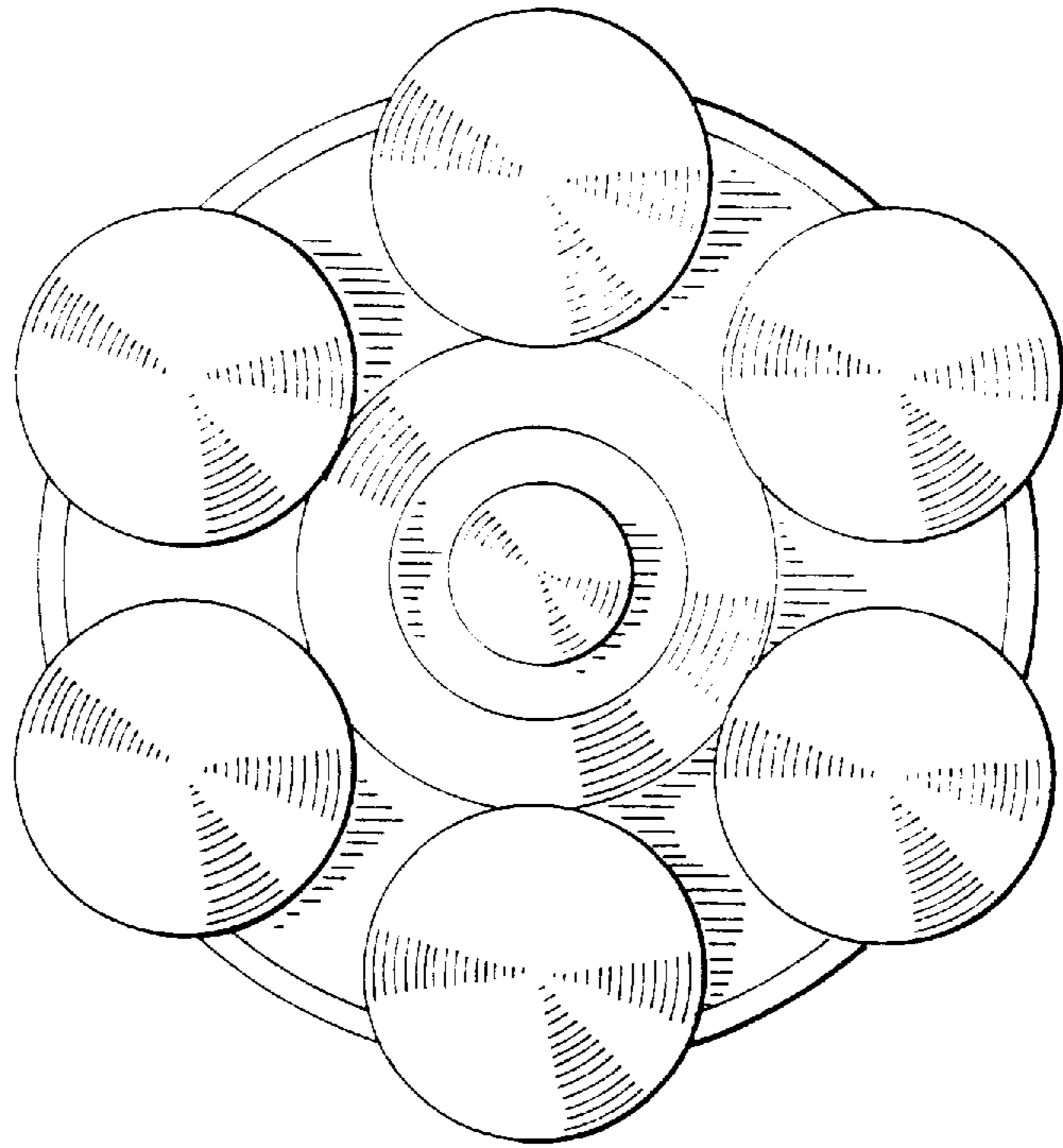


FIG. 6

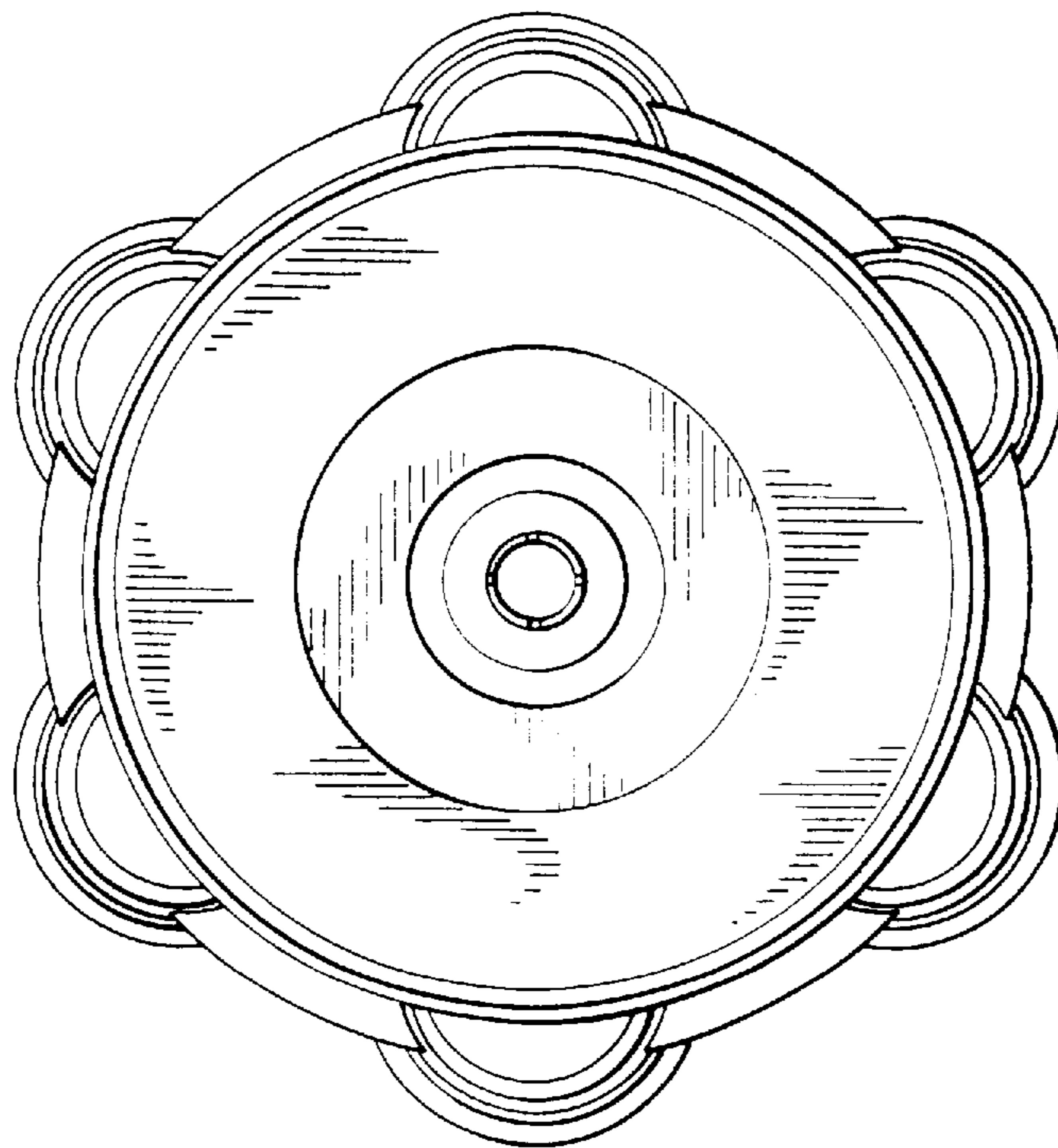


FIG. 7