



US00D398475S

United States Patent [19] Cruz

[11] **Patent Number: Des. 398,475**

[45] **Date of Patent: **Sep. 22, 1998**

[54] **TOAST CARRIAGE HANDLE**

2,567,075 9/1951 Lindberg 99/328

[75] Inventor: **Anthony V. Cruz**, Richmond, Va.

FOREIGN PATENT DOCUMENTS

[73] Assignee: **Hamilton Beach/Proctor-Silex, Inc.**,
Glen Allen, Va.

58993 7/1987 Canada .

[**] Term: **14 Years**

OTHER PUBLICATIONS

[21] Appl. No.: **60,918**

Two photographs of toaster shown by retailer more than one year prior to Jan. 17, 1995.

[22] Filed: **Oct. 10, 1996**

WKM advertisement published Feb. 1987, Koln, Germany.

Primary Examiner—Caron D. Veynar

Attorney, Agent, or Firm—Roger S. Dybvig

Related U.S. Application Data

[57] **CLAIM**

[62] Division of Ser. No. 33,642, Jan. 17, 1995, Pat. No. Des. 378,971.

The ornamental design for a toast carriage handle, as shown and described.

[51] **LOC (6) Cl.** **07-02**

DESCRIPTION

[52] **U.S. Cl.** **D7/390**

[58] **Field of Search** D7/323, 328-330,
D7/390; 99/372, 385, 389

FIG. 1 is a perspective view as seen from the top, front and left side of a toast carriage handle showing my new design; FIG. 2 is a perspective view similar to FIG. 1 but not showing a fragment of a toaster housing shown in broken lines in FIG. 1;

[56] References Cited

U.S. PATENT DOCUMENTS

D. 154,535	7/1949	Epstein	D7/328
D. 167,908	10/1952	Pulliam	D7/328
D. 169,233	3/1953	Willman	D7/330
D. 176,275	12/1955	May	D7/330
D. 177,503	4/1956	Hunt	D7/330
D. 185,076	5/1959	Ernest et al.	D7/330
D. 297,391	8/1988	Ansel	D7/330
D. 300,798	4/1989	Tow	D7/330
D. 315,272	3/1991	Moore et al.	D7/339
D. 315,273	3/1991	Myerly et al.	D7/330
D. 328,833	8/1992	Myers et al.	D7/330
D. 338,368	8/1993	Naft	D7/330
2,257,906	10/1941	Gough	99/327
2,367,044	1/1945	Newell	99/329 R
2,368,026	1/1945	Jepson	99/389

FIG. 3 is a left side elevational view of the toast carriage handle of FIG. 1, the right side being a mirror image of the left side;

FIG. 4 is a front elevational view of the toast carriage handle of FIG. 1; the rear of the toast carriage handle is unornamented and hidden in normal use; and,

FIG. 5 is a top plan view of the toast carriage handle of FIG. 1; the bottom of the toast carriage handle is flat and unornamented.

The broken lines in FIG. 1 showing a fragment of a toaster housing and in FIGS. 1 and 2 showing depressions on the toast carriage handle are used for illustrative purposes only and form no part of the claimed design.

1 Claim, 1 Drawing Sheet

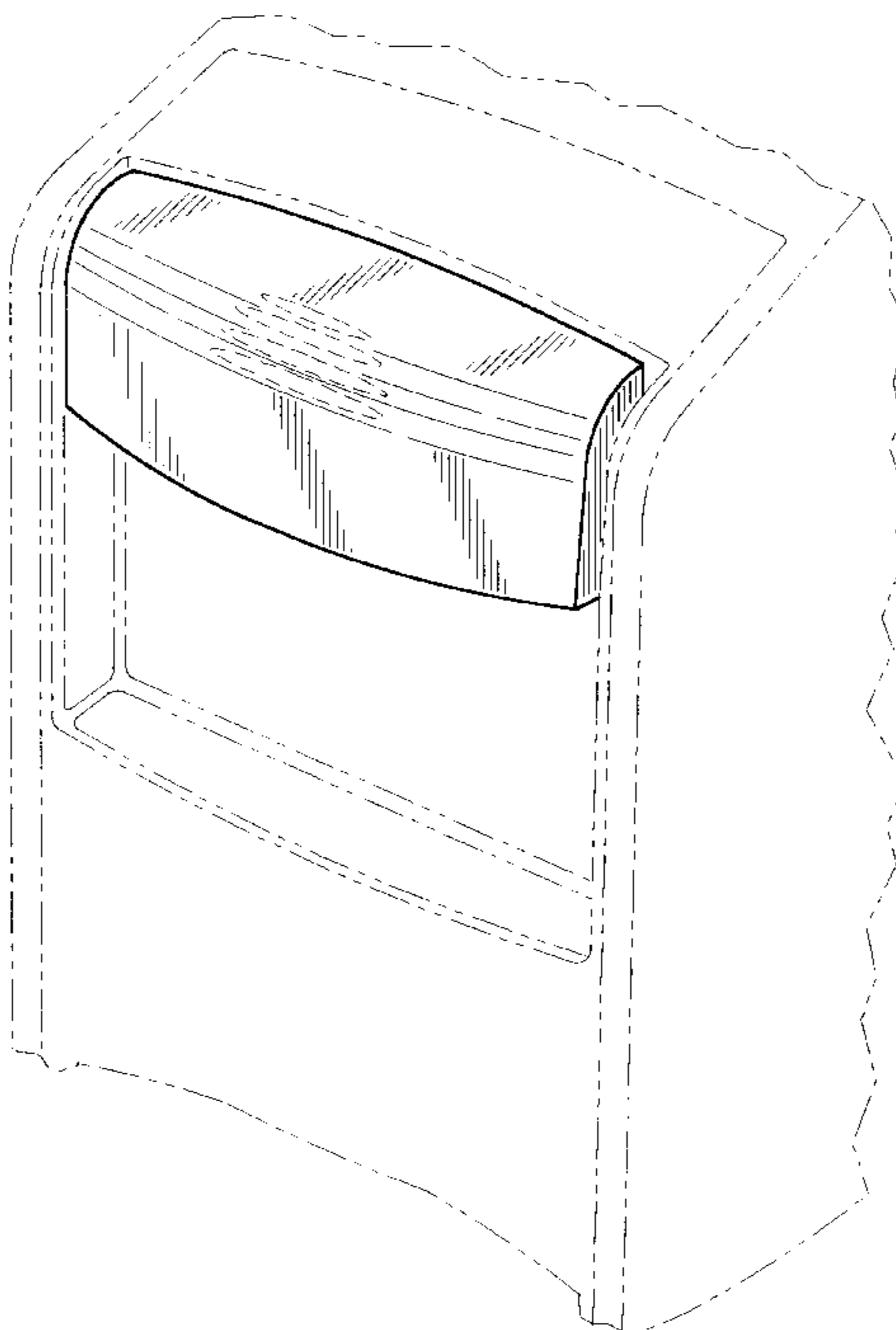


FIG. 1

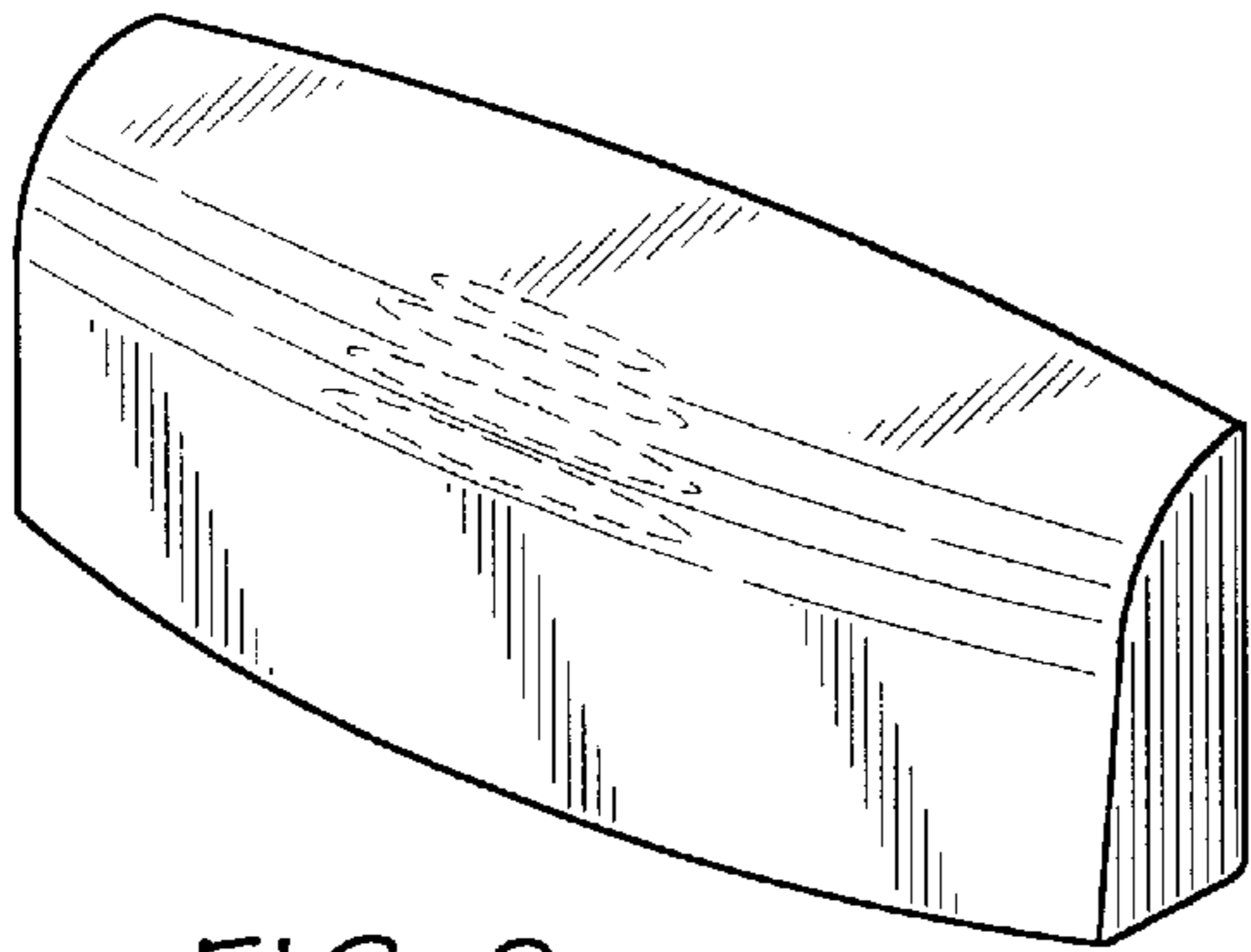
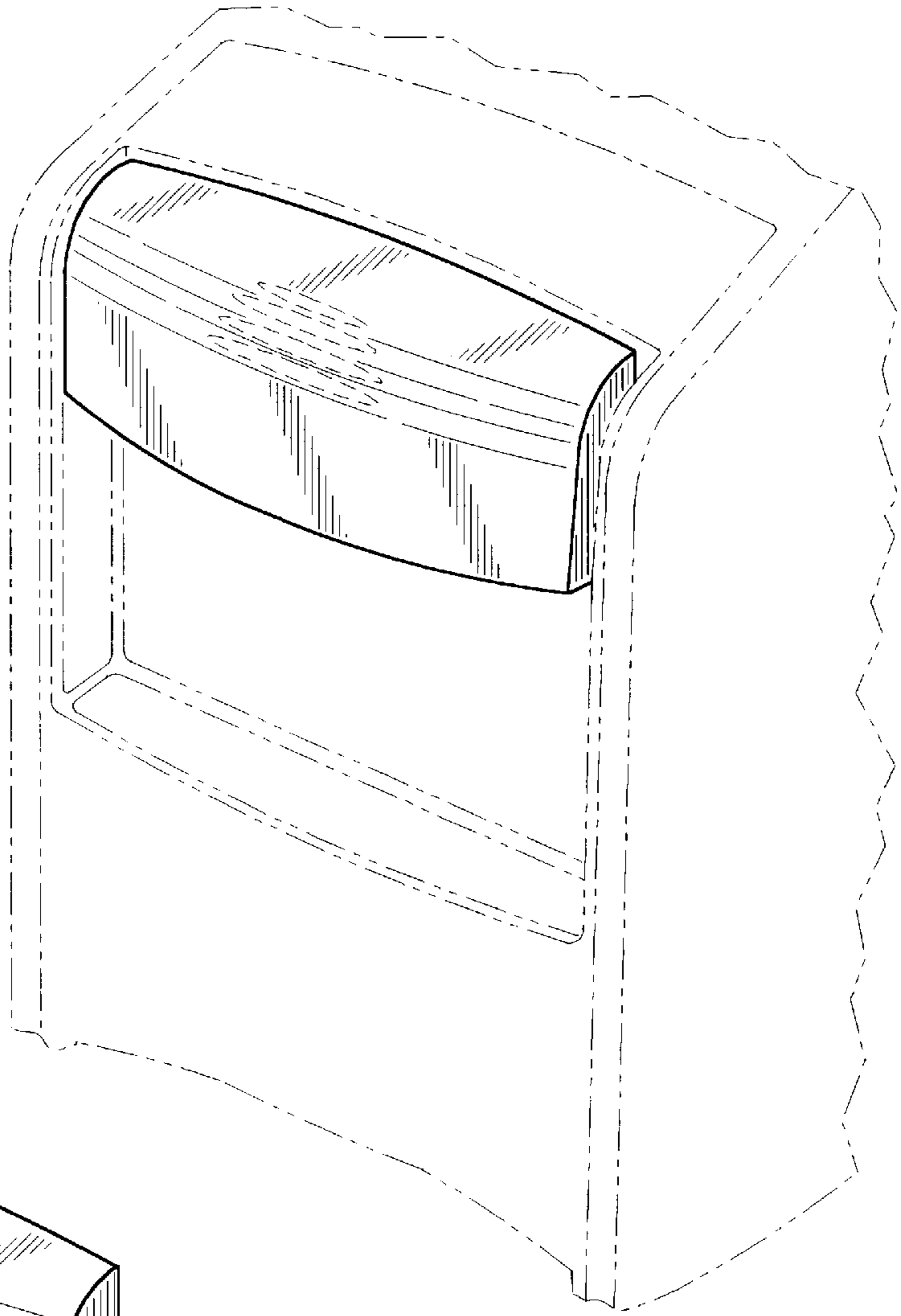


FIG. 2

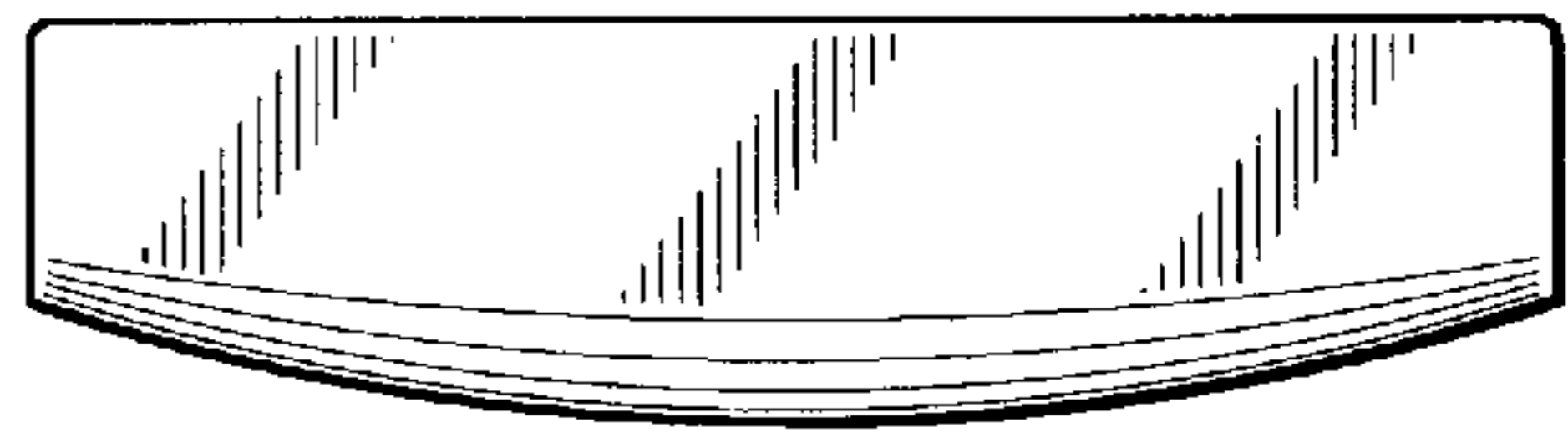


FIG. 5

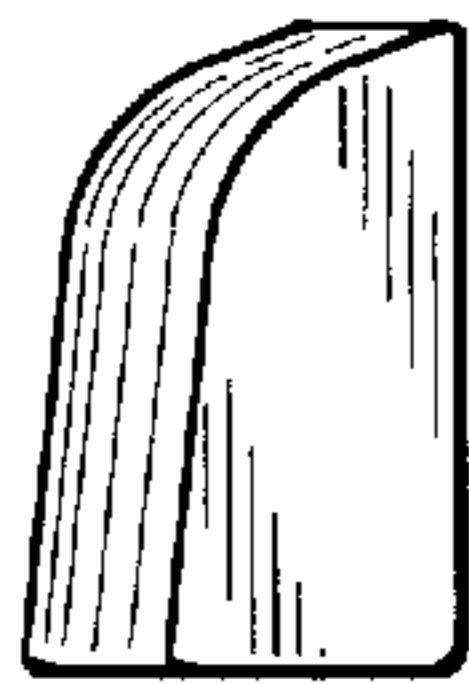


FIG. 3

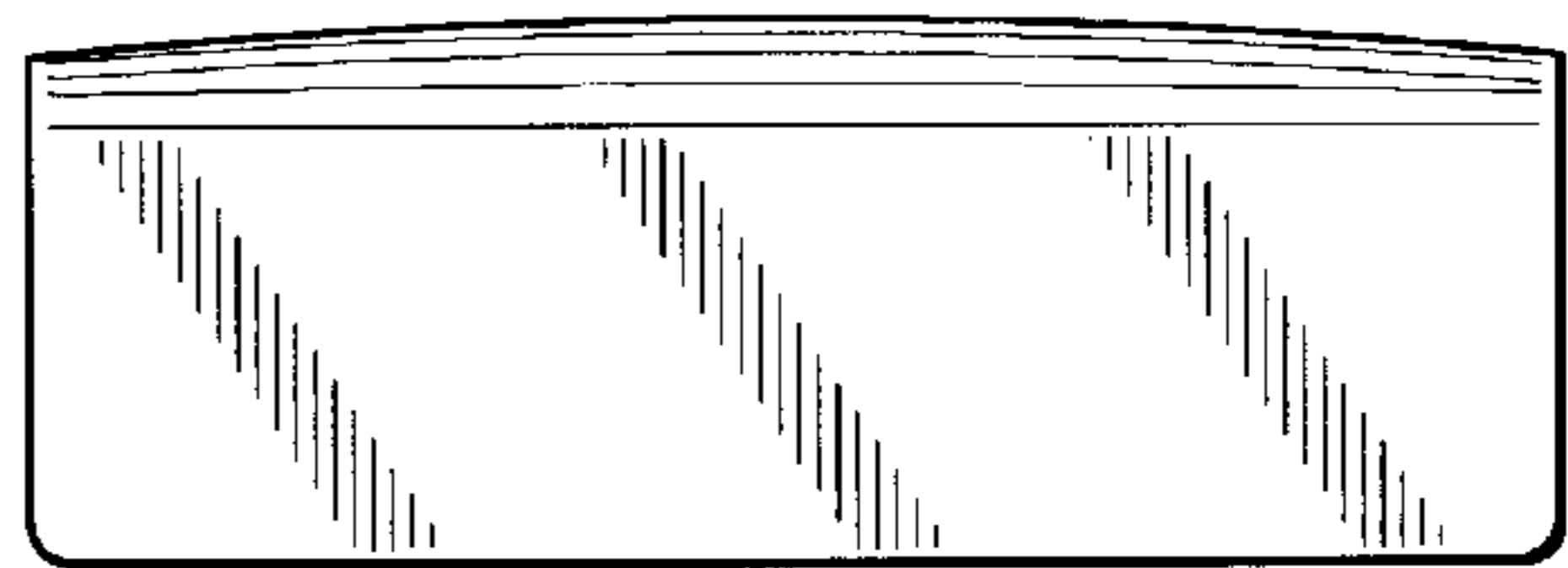


FIG. 4