



US00D398467S

# United States Patent [19]

**Kunik**

[11] **Patent Number: Des. 398,467**

[45] **Date of Patent: \*\*Sep. 22, 1998**

[54] **DISPENSER CONTAINING A ROLLER  
THEREIN FOR DISPENSING TOOTHPASTE  
FROM A TUBE**

D. 348,370	7/1994	Yarmunilert	.....	D6/541
D. 356,001	3/1995	Yarmunilert	.....	D6/541
D. 360,326	7/1995	Fairbanks	.....	D6/541
4,010,873	3/1977	Mardirossian	.....	D6/541
4,159,787	7/1979	Wright	.....	D6/541

[76] Inventor: **Ronald A. Kunik**, 661 Rhineland  
Ave., P/H, Bronx, N.Y. 10462-3519

*Primary Examiner*—Marcus A. Jackson

[\*\*] Term: **14 Years**

### [57] CLAIM

[21] Appl. No.: **50,680**

The ornamental design for a dispenser containing a roller therein for dispensing toothpaste from a tube, as shown and described.

[22] Filed: **Feb. 23, 1996**

[51] **LOC (6) Cl. .... 06-02**

### DESCRIPTION

[52] **U.S. Cl. .... D6/541**

FIG. 1 is a front elevational view of the dispenser containing a roller therein for dispensing toothpaste from a tube showing my new design;

[58] **Field of Search** ..... D6/541; 222/95,  
222/96, 98, 99, 101, 103

FIG. 2 is a rear elevational view thereof;

FIG. 3 is a right view thereof;

FIG. 4 is a left view thereof;

FIG. 5 is a top plan view thereof; and,

FIG. 6 is a bottom plan view thereof.

### [56] References Cited

#### U.S. PATENT DOCUMENTS

D. 267,993	2/1983	Barrera	.....	D6/541
D. 292,071	9/1987	Weir	.....	D6/541
D. 313,914	1/1991	Tribbey	.....	D6/541

**1 Claim, 3 Drawing Sheets**

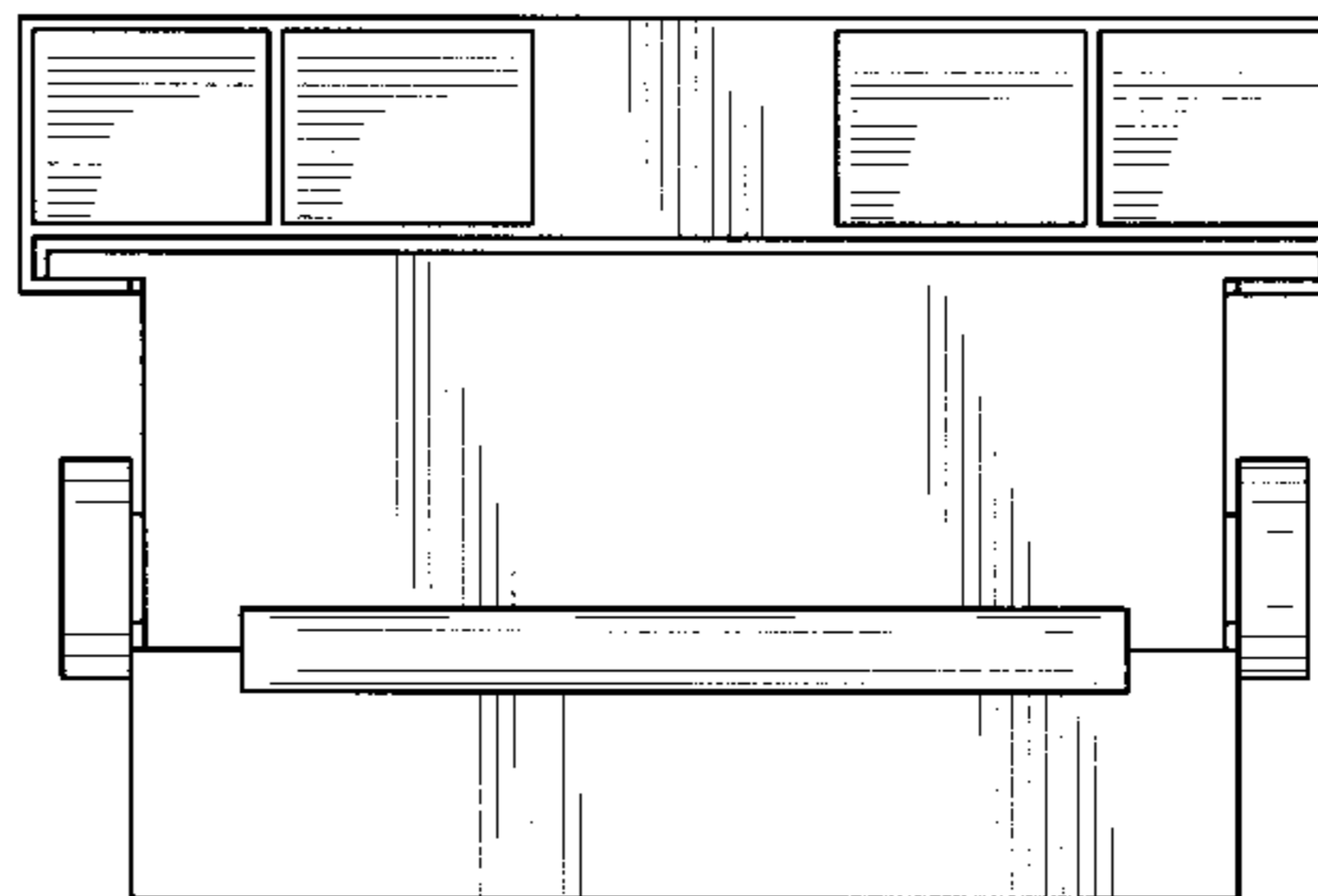
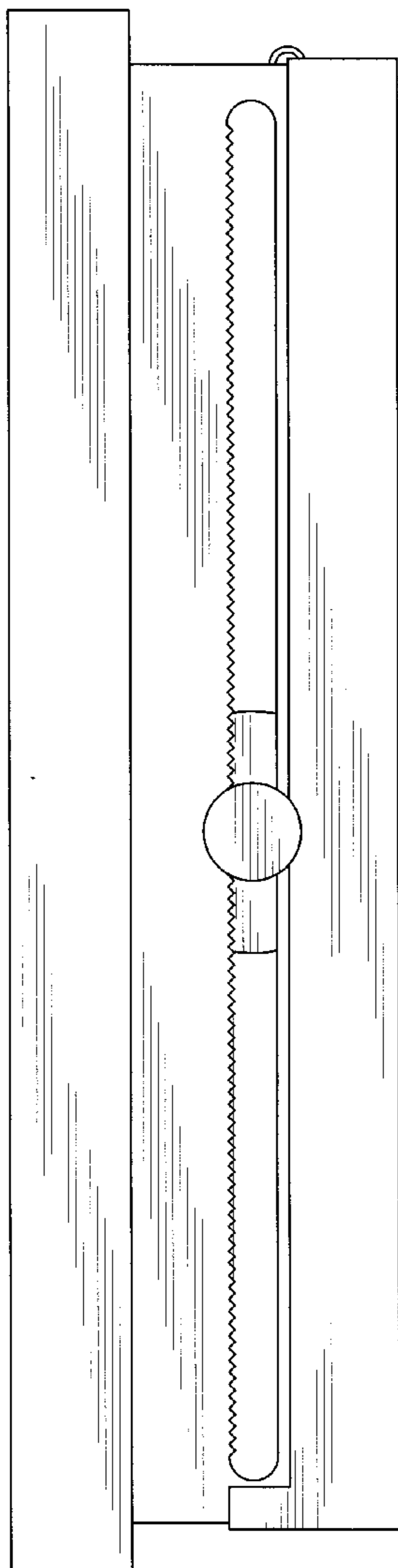


FIG. 1




FIG. 2




FIG. 3

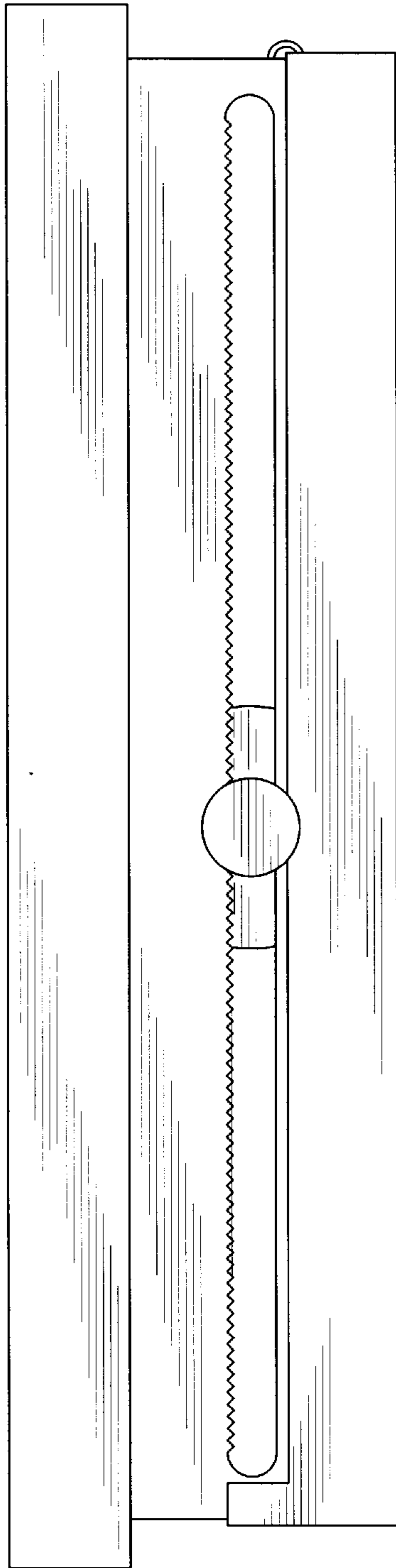


FIG. 4

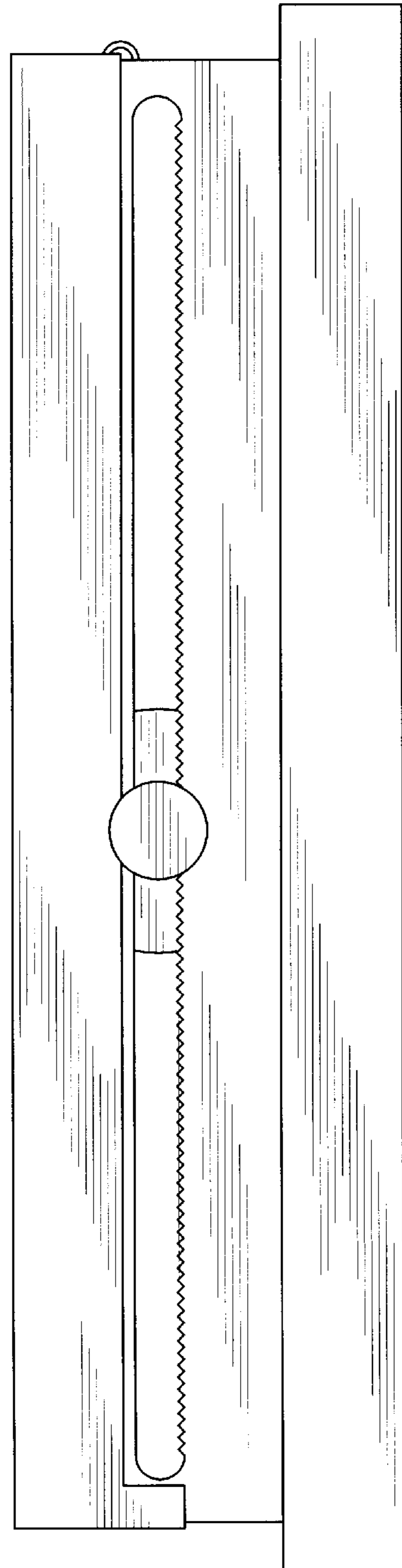


FIG. 5

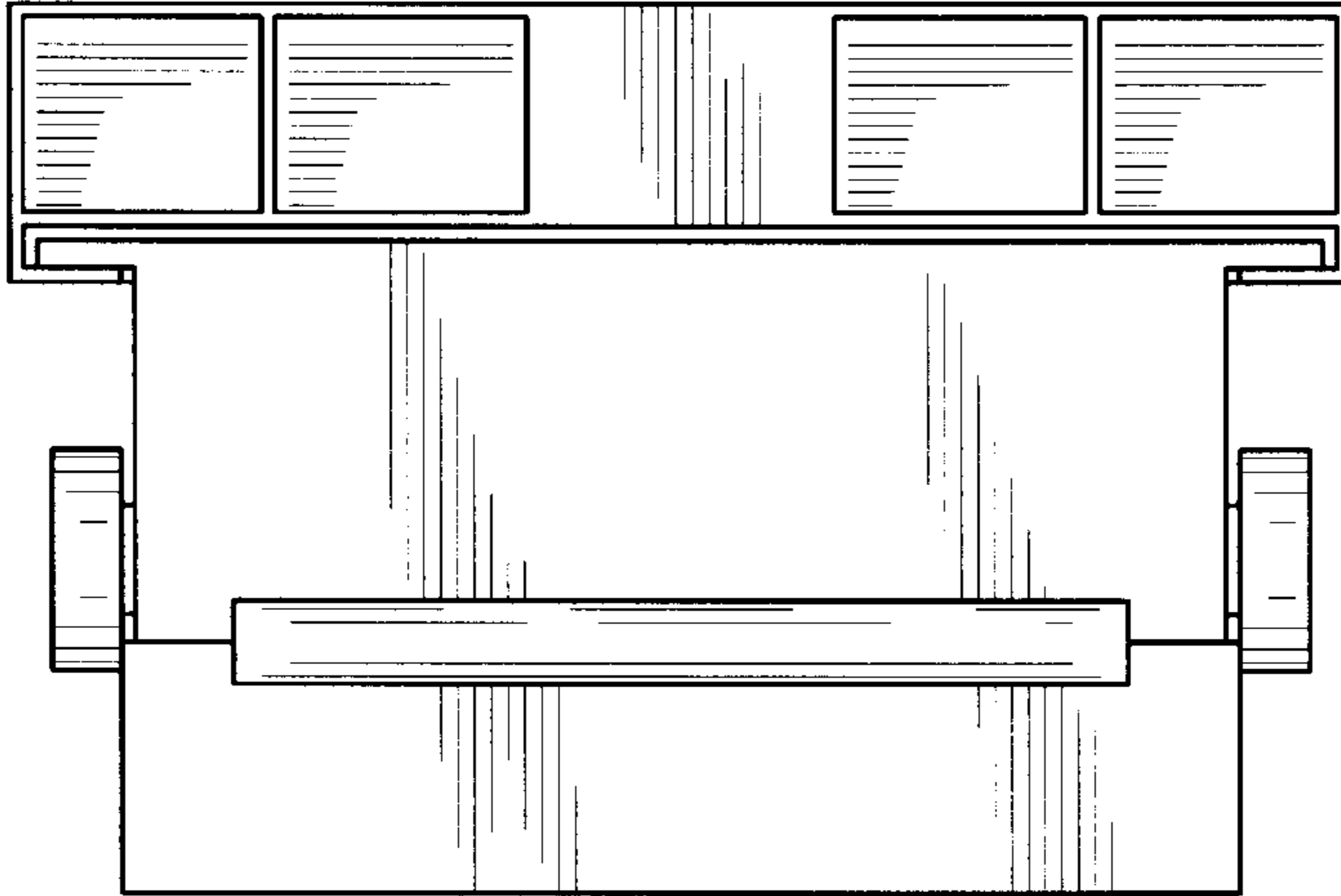


FIG. 6

