



US00D398465S

United States Patent [19]
Wieder

[11] **Patent Number: Des. 398,465**
[45] **Date of Patent: **Sep. 22, 1998**

[54] **JEWELRY DISPLAY**

5,209,344 5/1993 Smith 206/466 X

[76] Inventor: **Lori Wieder**, 6250 N. Kirkville Rd.,
Kirkville, N.Y. 13082

Primary Examiner—Brian N. Vinson
Attorney, Agent, or Firm—George R. McGuire

[**] Term: **14 Years**

[57] **CLAIM**

[21] Appl. No.: **75,615**

The ornamental design for jewelry display, as shown and described.

[22] Filed: **Jun. 16, 1997**

DESCRIPTION

[51] **LOC (6) Cl.** **08-08**

[52] **U.S. Cl.** **D6/513**

[58] **Field of Search** D6/513, 553, 567;
206/461, 466, 6.1; 211/13.1

FIG. 1 is a perspective view of my new design showing a fabric sheet to which a variety of jewelry may be attached; FIG. 2 is a side elevational view thereof; FIG. 3 is a front elevational view thereof; FIG. 4 is a rear elevational view thereof; FIG. 5 is a top plan view thereof; and, FIG. 6 is a bottom plan view thereof.

[56] **References Cited**

U.S. PATENT DOCUMENTS

D. 321,790	11/1991	Martorella	D6/513
D. 353,501	12/1994	Kral	D6/513
D. 369,261	4/1996	Brink	D6/513
4,401,219	8/1983	Mink	206/466 X
5,050,745	9/1991	Sanders	211/13

The jewelry and pockets extending laterally across the bottom of the sheet are for illustrative purposes only and are not intended to form any part of my claimed design.

1 Claim, 2 Drawing Sheets

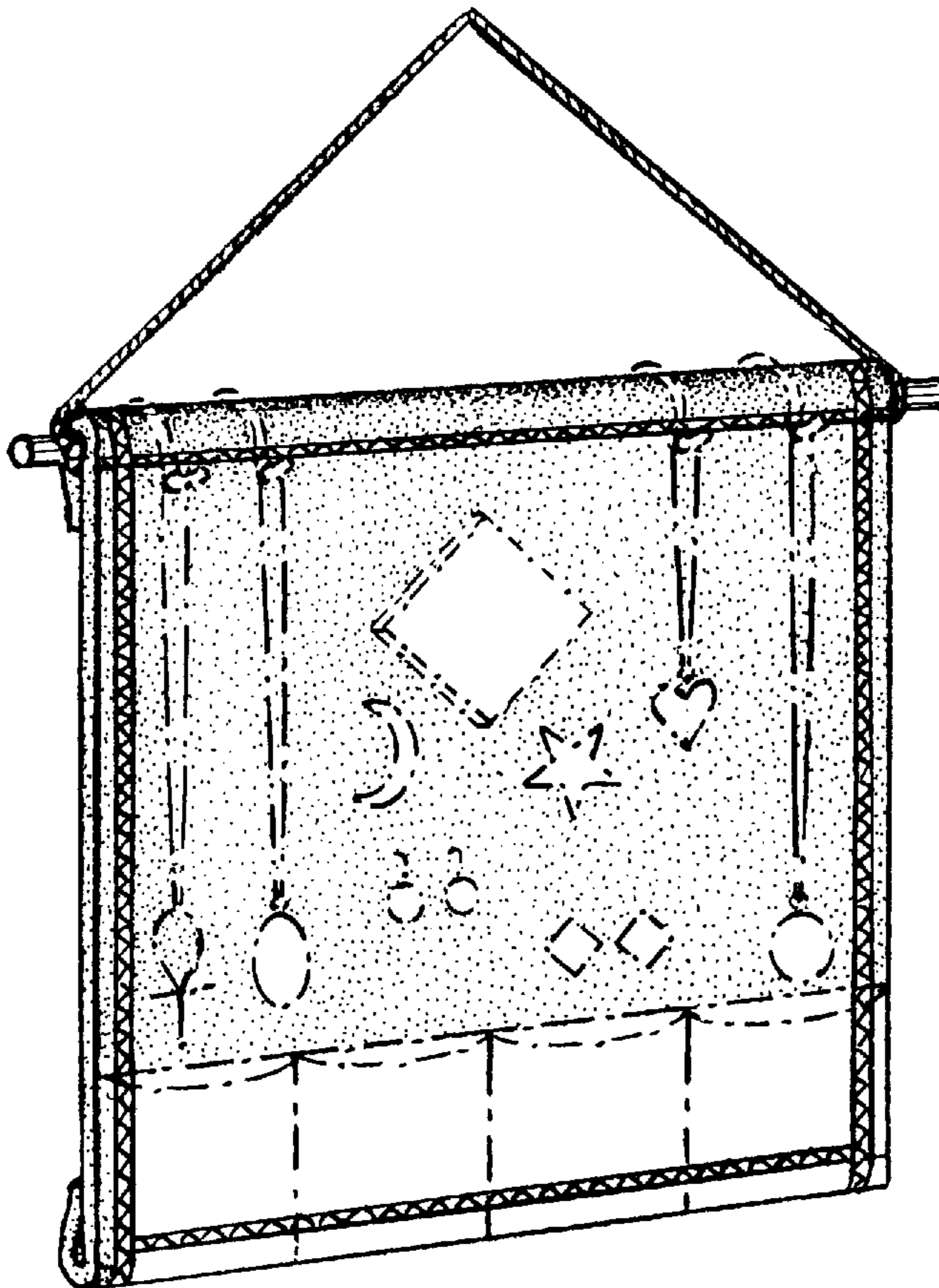


FIG. 1

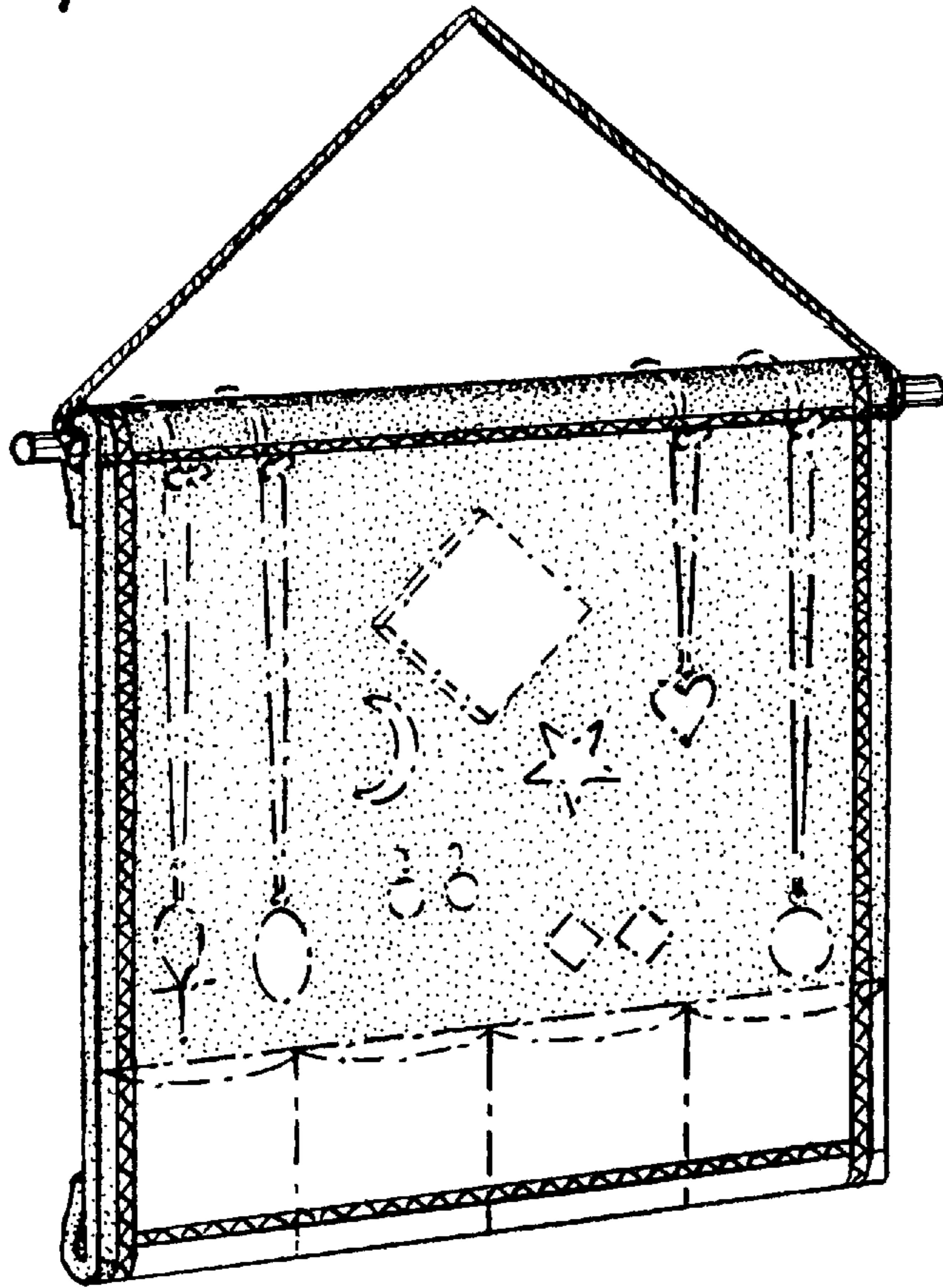


FIG. 5



FIG. 6



FIG. 2



FIG. 3

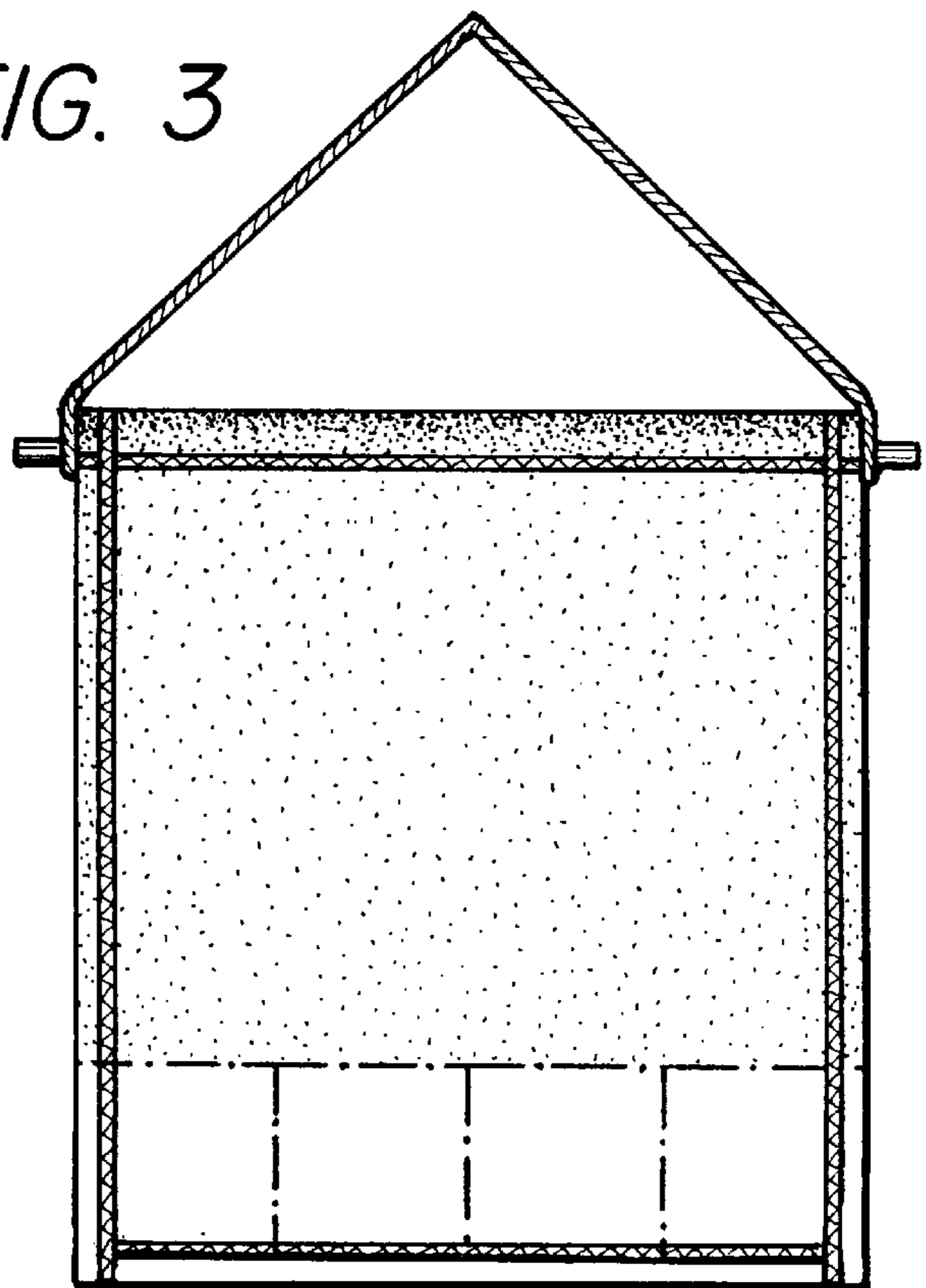


FIG. 4

