



US00D398445S

United States Patent [19] Smith

[11] **Patent Number: Des. 398,445**

[45] **Date of Patent: **Sep. 22, 1998**

[54] **CLIP ON POCKET**

1,206,434 11/1916 Gross D3/226 X
2,097,975 11/1937 Habegger D3/226 X

[76] Inventor: **Joseph J. Smith**, 29 Gooseneck Rd.,
Levittown, Pa. 19057

Primary Examiner—Doris V. Coles
Assistant Examiner—Catherine R. Oliver

[**] Term: **14 Years**

[57] **CLAIM**

[21] Appl. No.: **55,627**

The ornamental design for a clip on pocket, as shown.

[22] Filed: **Jun. 10, 1996**

DESCRIPTION

[51] **LOC (6) Cl.** **03-01**

FIG. 1 is a front elevational view of clip on pocket showing my new design;

[52] **U.S. Cl.** **D3/226**

FIG. 2 is a rear view thereof;

[58] **Field of Search** D3/215, 224, 226,
D3/265; 224/240, 245, 901, 904; D27/185,
186; D2/629, 857

FIG. 3 is a right side view thereof;

FIG. 4 is a left side view thereof;

FIG. 5 is a top plan view thereof; and,

FIG. 6 is a bottom plan view.

[56] **References Cited**

The broken line showing of environment in FIG. 3 is for illustrative purposes only and forms no part of the claimed design.

U.S. PATENT DOCUMENTS

D. 264,265 5/1982 Trigere D3/226 X
D. 351,279 10/1994 Montgomery D3/215
D. 377,267 1/1997 DiPietro D3/265

1 Claim, 3 Drawing Sheets




FIG. 1




FIG. 2

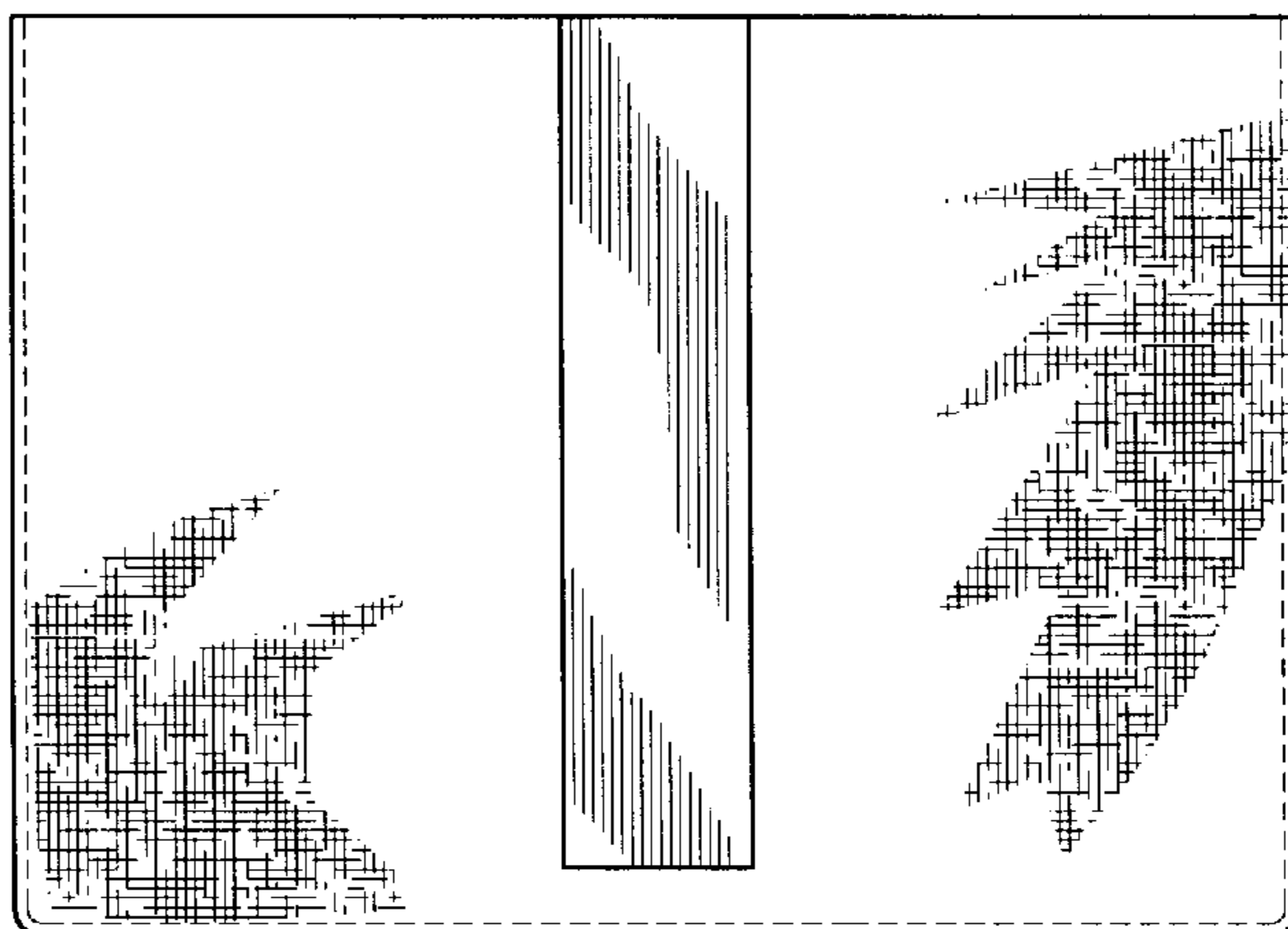


FIG. 3

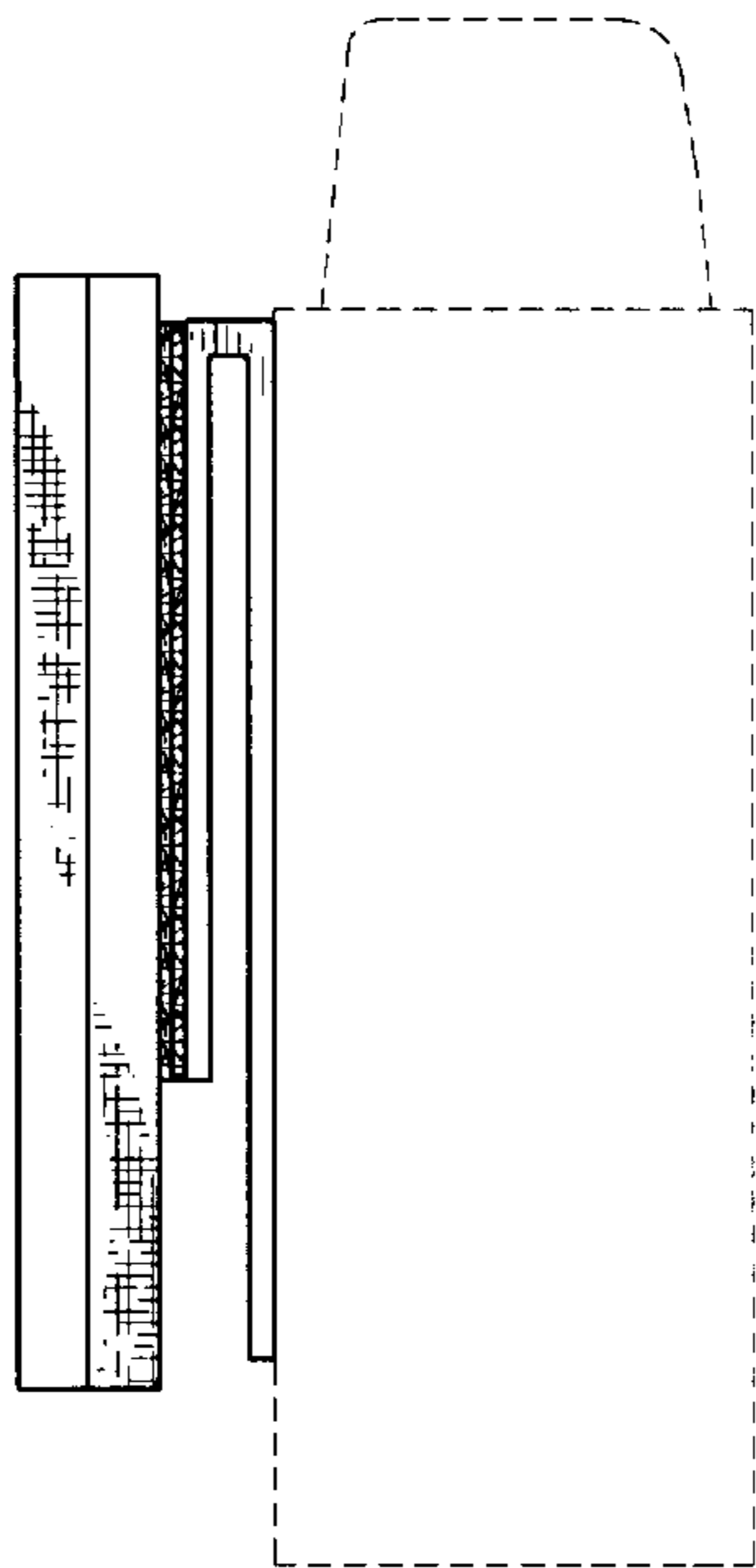


FIG. 4



FIG. 5



FIG. 6

