



US00D398438S

# United States Patent [19] De Baere

[11] **Patent Number: Des. 398,438**

[45] **Date of Patent: \*\*Sep. 22, 1998**

[54] **BOOT WITH ZIPPER**

[75] Inventor: **Caroline De Baere**, San Francisco, Calif.

[73] Assignee: **Ariat International, Inc.**, San Carlos, Calif.

[\*\*] Term: **14 Years**

[21] Appl. No.: **73,143**

[22] Filed: **Jul. 1, 1997**

[51] **LOC (6) Cl.** ..... **02-04**

[52] **U.S. Cl.** ..... **D2/911; D2/912**

[58] **Field of Search** ..... D2/910, 911, 912,  
D2/902, 904, 907, 969, 970; 36/89, 83,  
45, 4, 501.1, 25 R

[56] **References Cited**

**U.S. PATENT DOCUMENTS**

|            |         |           |       |        |
|------------|---------|-----------|-------|--------|
| D. 73,139  | 7/1927  | Martin    | ..... | D2/911 |
| D. 78,811  | 6/1929  | Griffiths | ..... | D2/911 |
| D. 119,396 | 3/1940  | Parker    | ..... | D2/911 |
| D. 356,208 | 3/1995  | Parker    | ..... | D2/912 |
| D. 365,434 | 12/1995 | Parker    | ..... | D2/912 |

|            |         |          |       |         |
|------------|---------|----------|-------|---------|
| D. 365,435 | 12/1995 | Parker   | ..... | D2/912  |
| D. 369,016 | 4/1996  | Parker   | ..... | D2/911  |
| D. 384,492 | 10/1997 | Parker   | ..... | D2/912  |
| 1,660,046  | 2/1928  | Phillips | ..... | 36/45   |
| 3,059,352  | 10/1962 | Clason   | ..... | 36/50.1 |
| 3,218,737  | 11/1965 | Burtoff  | ..... | 36/50.1 |
| 3,350,796  | 11/1967 | Bealle   | ..... | D2/902  |
| 5,237,758  | 8/1993  | Zachman  | ..... | 36/25 R |

*Primary Examiner*—Doris V. Coles  
*Attorney, Agent, or Firm*—Carr & Ferrell, LLP

[57] **CLAIM**


The ornamental design for a boot with zipper, as shown and described.

**DESCRIPTION**

FIG. 1 is a perspective view of a boot with zipper, showing my new design;  
FIG. 2 is a rear elevational view thereof;  
FIG. 3 is a left side elevational view thereof;  
FIG. 4 is a right side elevational view thereof;  
FIG. 5 is a front elevational view thereof;  
FIG. 6 is a top plan thereof; and,  
FIG. 7 is bottom plan view thereof.

**1 Claim, 7 Drawing Sheets**





**FIG. 1**

FIG. 2

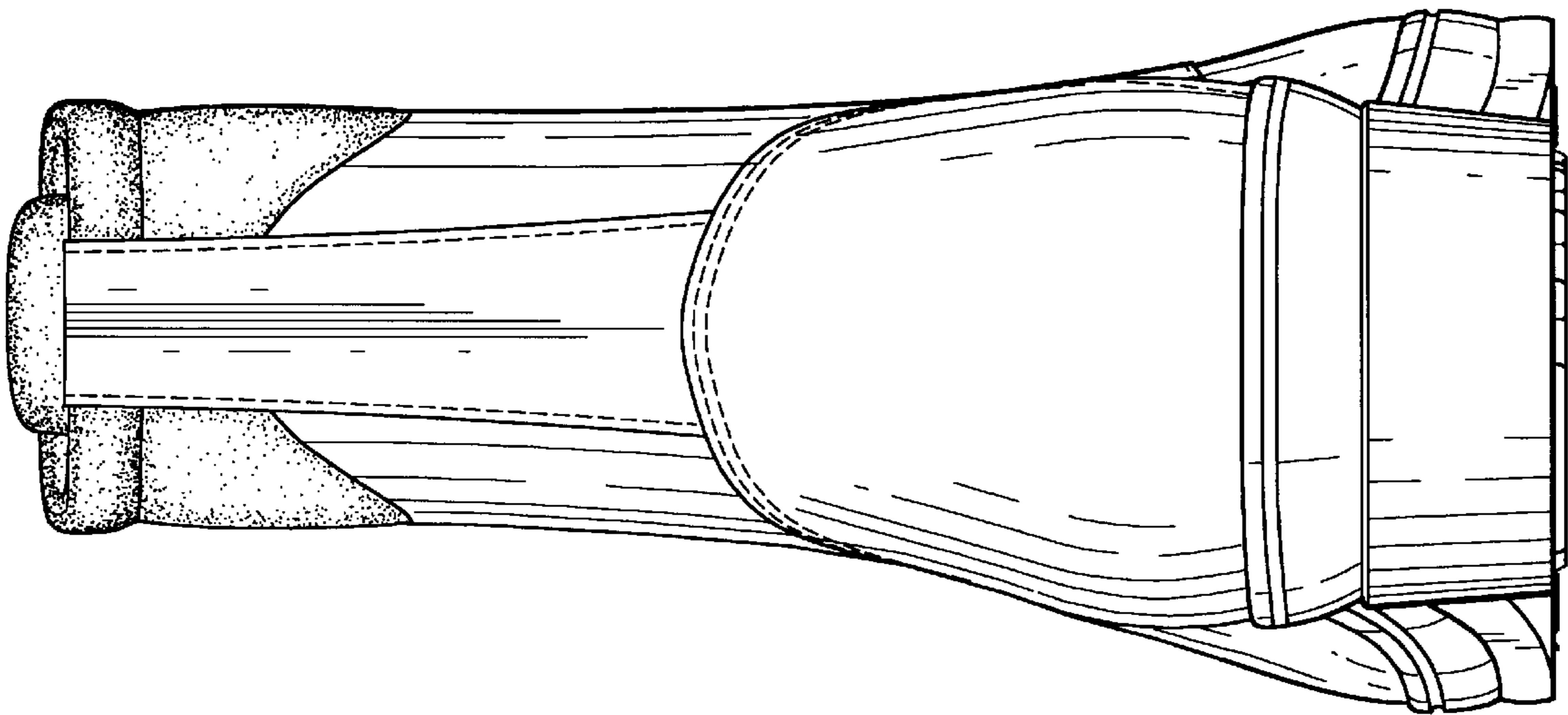
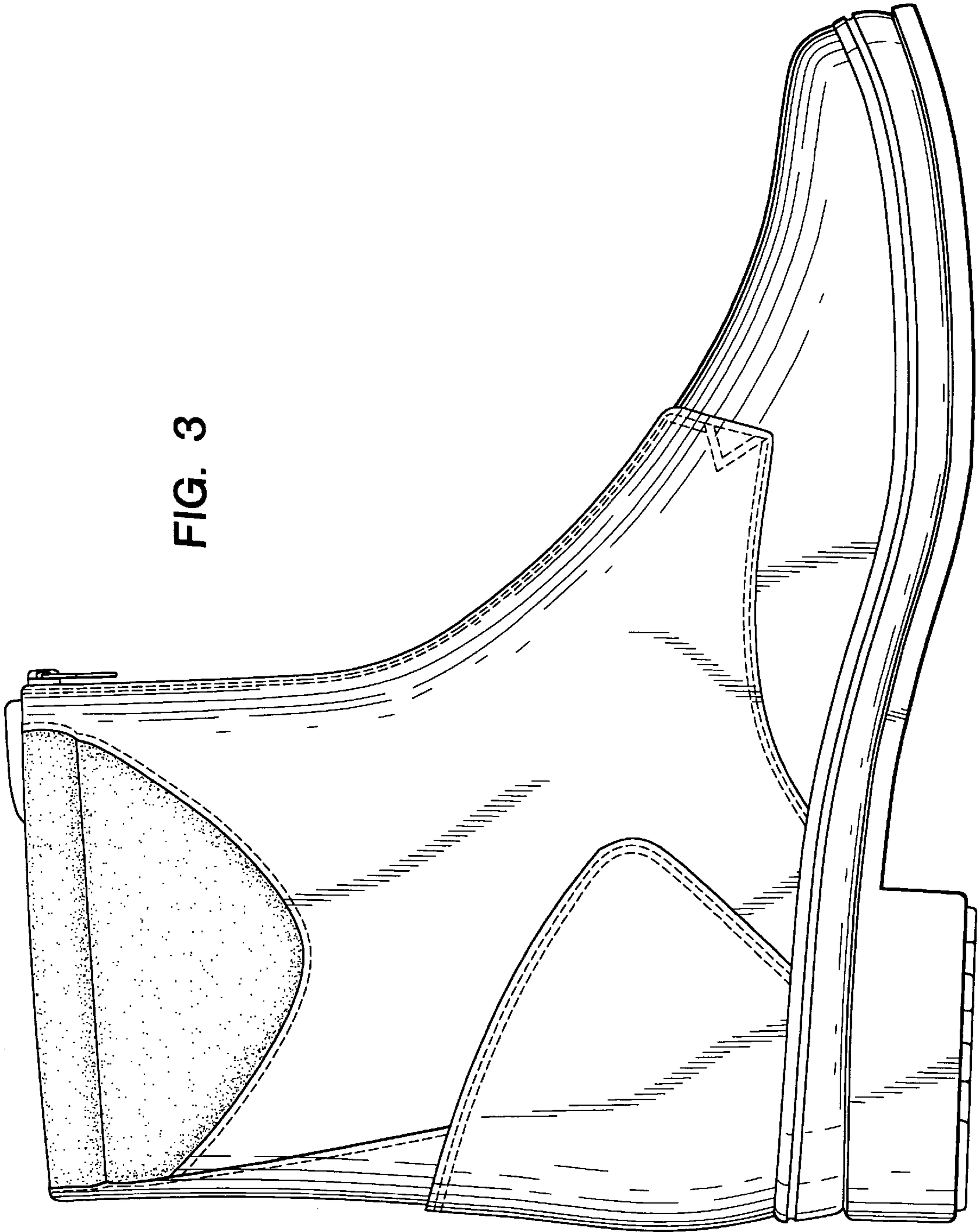


FIG. 3



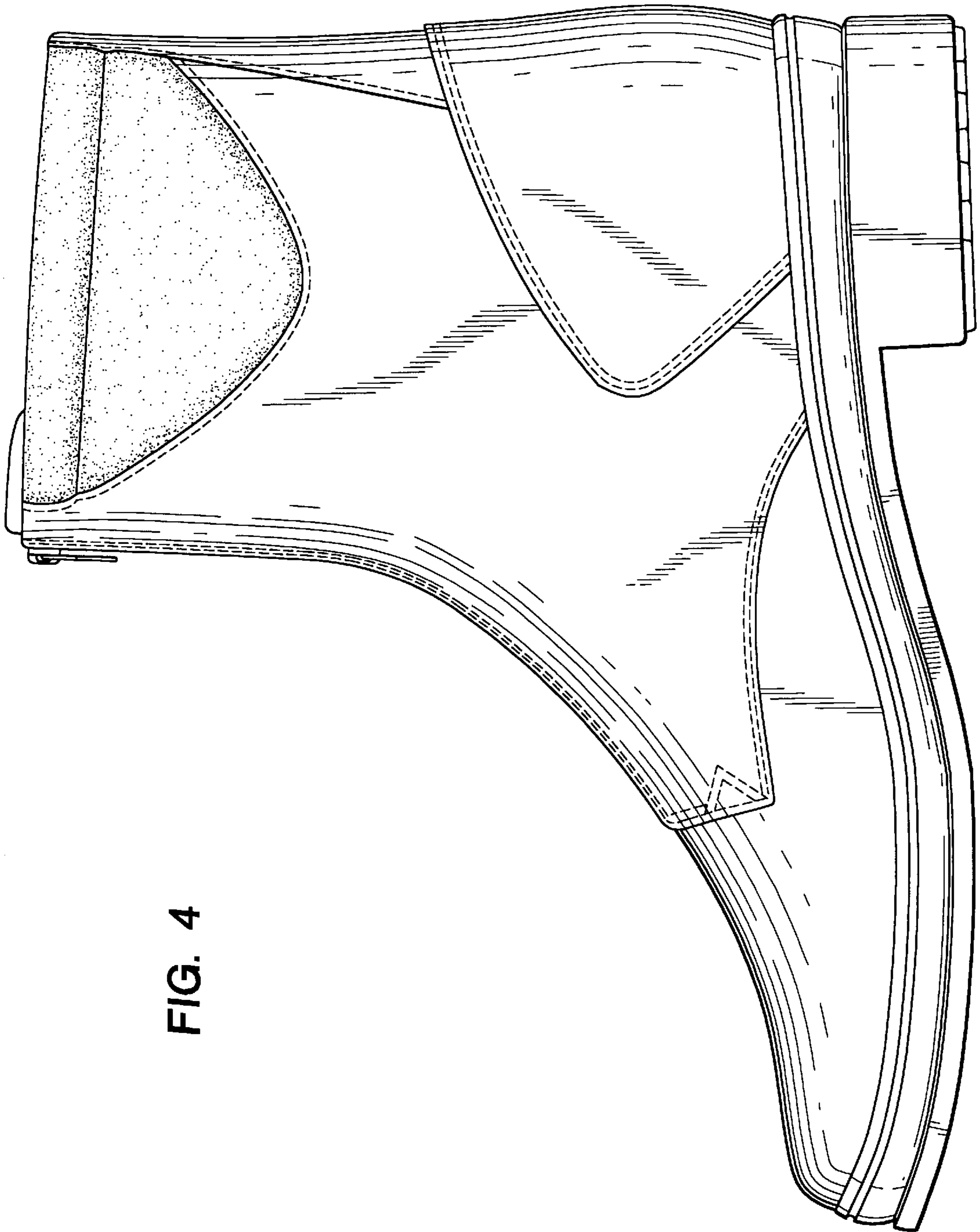
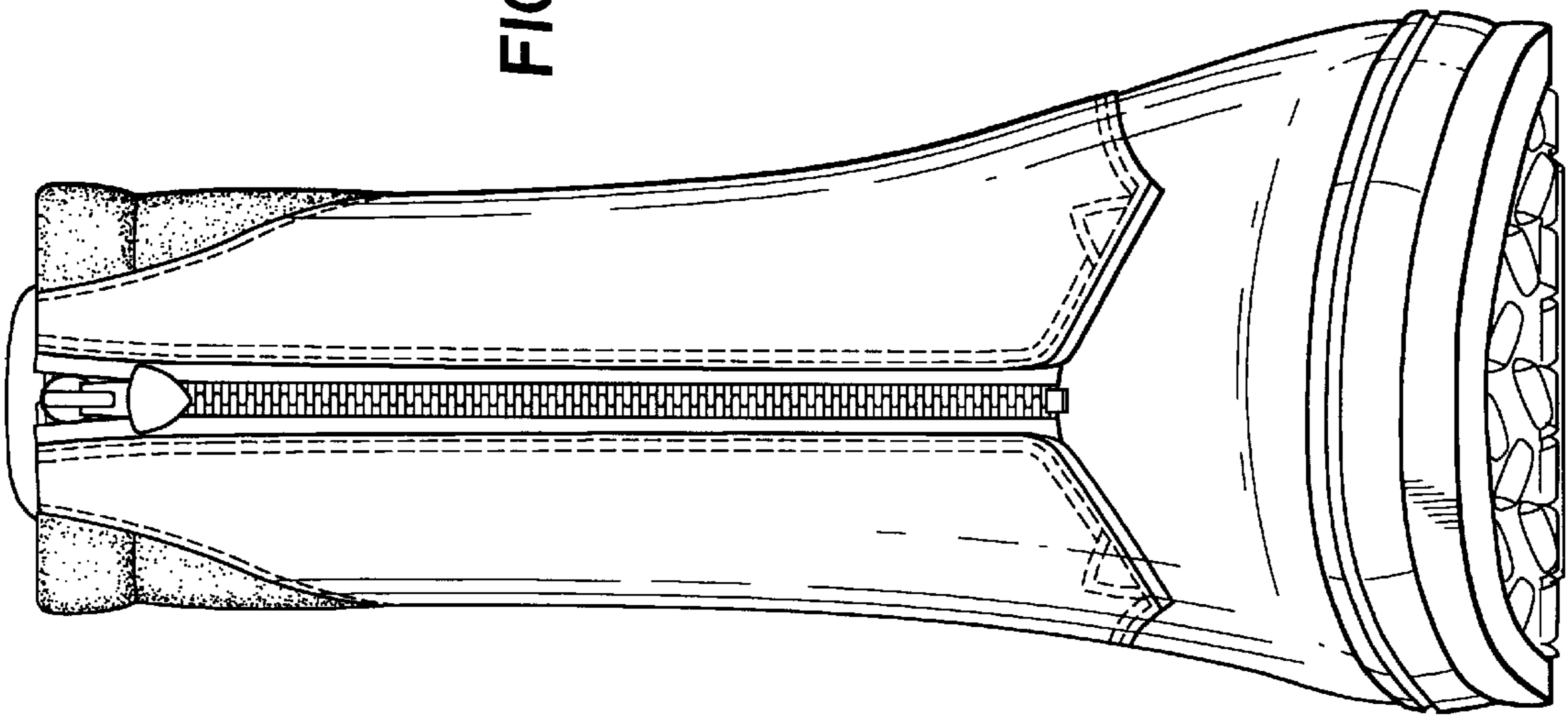


FIG. 4

FIG. 5



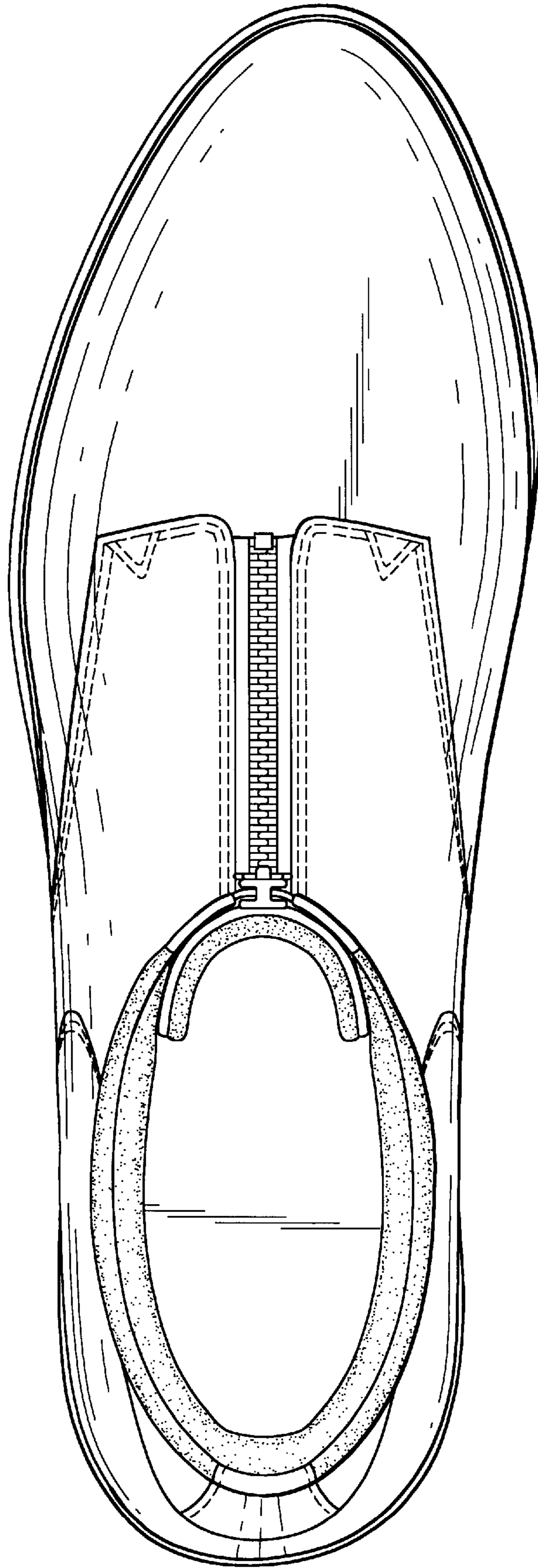


FIG. 6

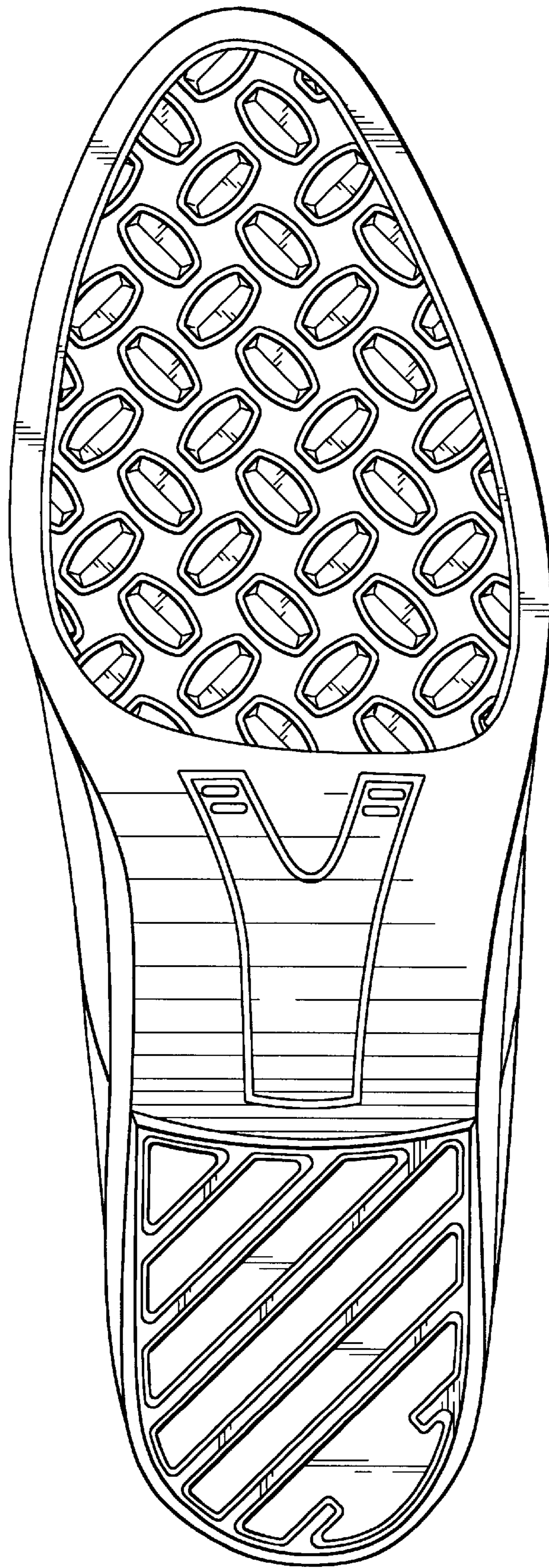


FIG. 7