



US00D398419S

United States Patent [19]

Yaow

[11] Patent Number: **Des. 398,419**

[45] Date of Patent: ****Sep. 15, 1998**

[54] **TRIMMER**

[75] Inventor: **Woody Yaow, Taipei Hsien, Taiwan**

[73] Assignee: **Soaring Benefit Ltd., Taipei Hsien, Taiwan**

[**] Term: **14 Years**

[21] Appl. No.: **74,585**

[22] Filed: **Aug. 6, 1997**

[51] **LOC (6) Cl. 28-03**

[52] **U.S. Cl. D28/53**

[58] **Field of Search D28/49-54; 30/200-204, 30/208-222, 34.05, 34.1, 34.2, 42, 43**

[56] **References Cited**

U.S. PATENT DOCUMENTS

D. 215,683	10/1969	Carpenter	D28/53
D. 219,636	12/1970	Carpenter	D28/53
D. 351,046	9/1994	McCambridge	D28/53
D. 364,483	11/1995	Elston	D28/53
D. 364,682	11/1995	Kip	D24/133
D. 365,421	12/1995	Wahl et al.	D28/53
1,504,595	8/1924	Andis	30/210
1,547,193	7/1925	Anderson	30/221 X
2,059,454	11/1936	Havens	30/202
5,092,048	3/1992	Sukow et al.	30/208 X

FOREIGN PATENT DOCUMENTS

129036	1/1947	Australia	30/210
71974	6/1978	Japan	30/30
100860	8/1979	Japan	30/210

OTHER PUBLICATIONS

Housewares Jan. 1, 1989, p. 96: clipper shown by arrow.

Primary Examiner—Sandra L. Morris

Assistant Examiner—C. Tuttle

Attorney, Agent, or Firm—Jacobson, Price, Holman & Stern, PLLC

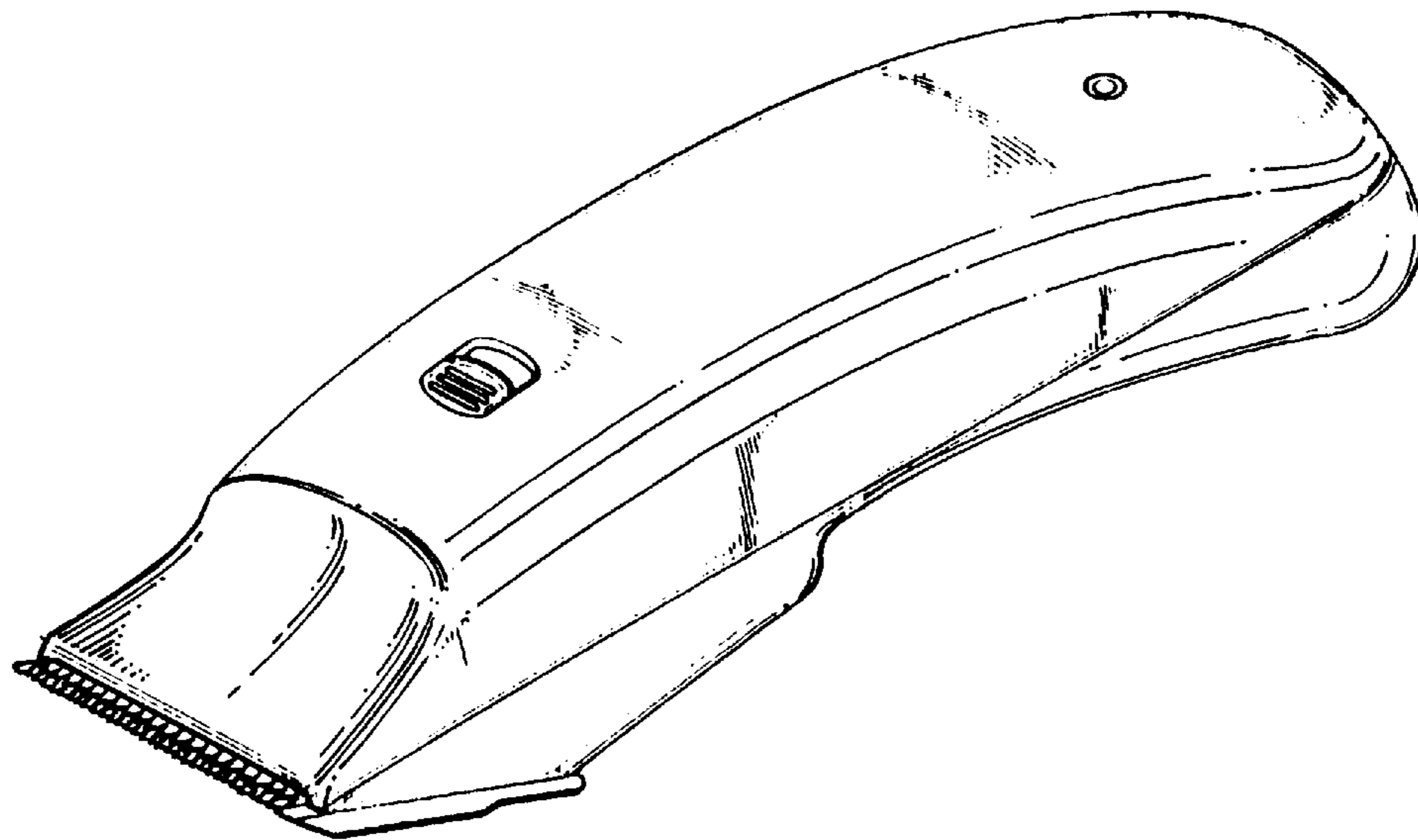
[57] **CLAIM**

The ornamental design for a trimmer, as shown and described.

DESCRIPTION

FIG. 1 is a perspective view of a trimmer showing my new design;
 FIG. 2 is a right side elevational view thereof, the opposite side being a mirror image;
 FIG. 3 is a front side elevational view thereof;
 FIG. 4 is a rear side elevational view thereof;
 FIG. 5 is a top plan view thereof; and,
 FIG. 6 is a bottom plan view thereof.

1 Claim, 4 Drawing Sheets



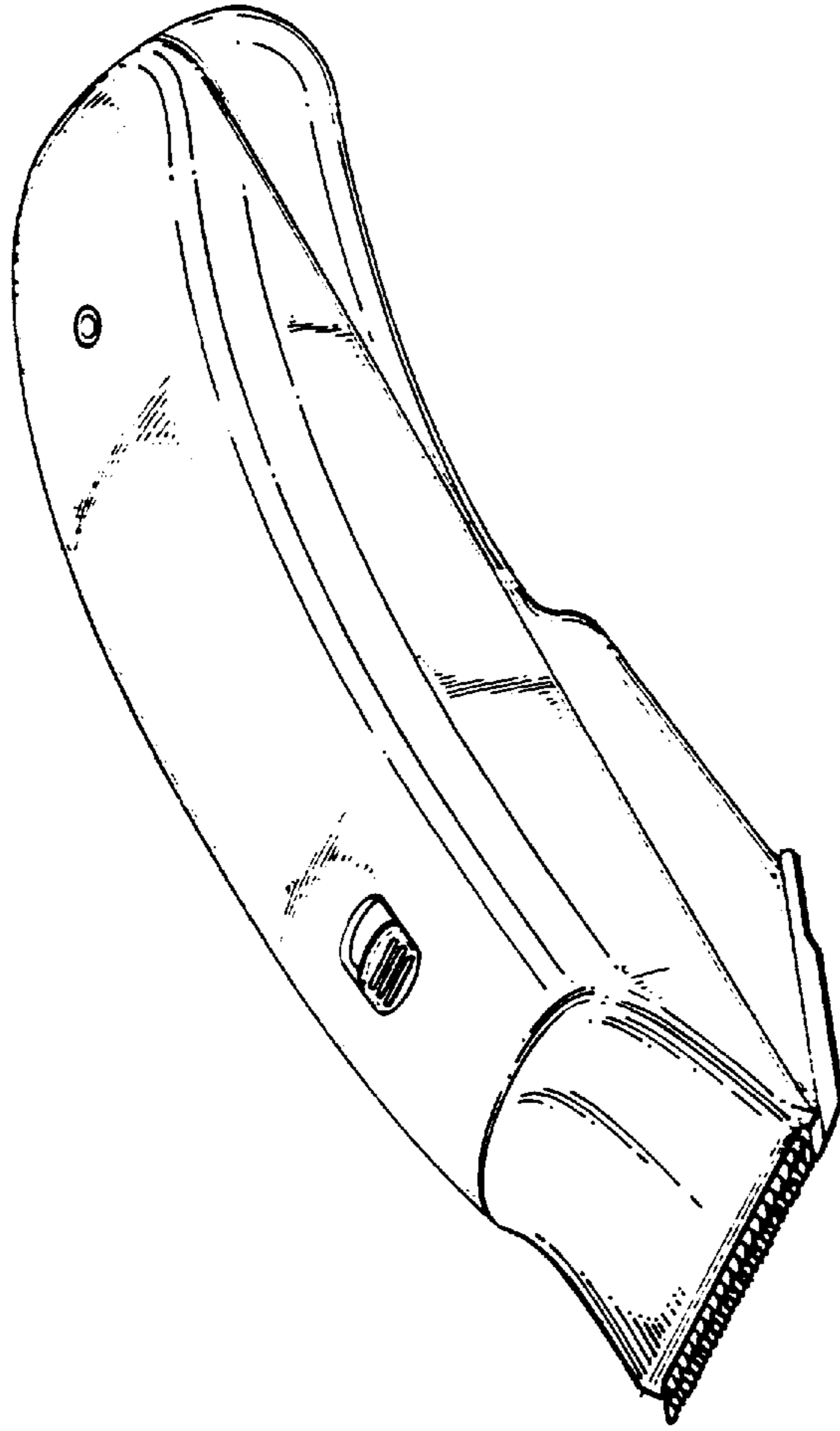


FIG 1

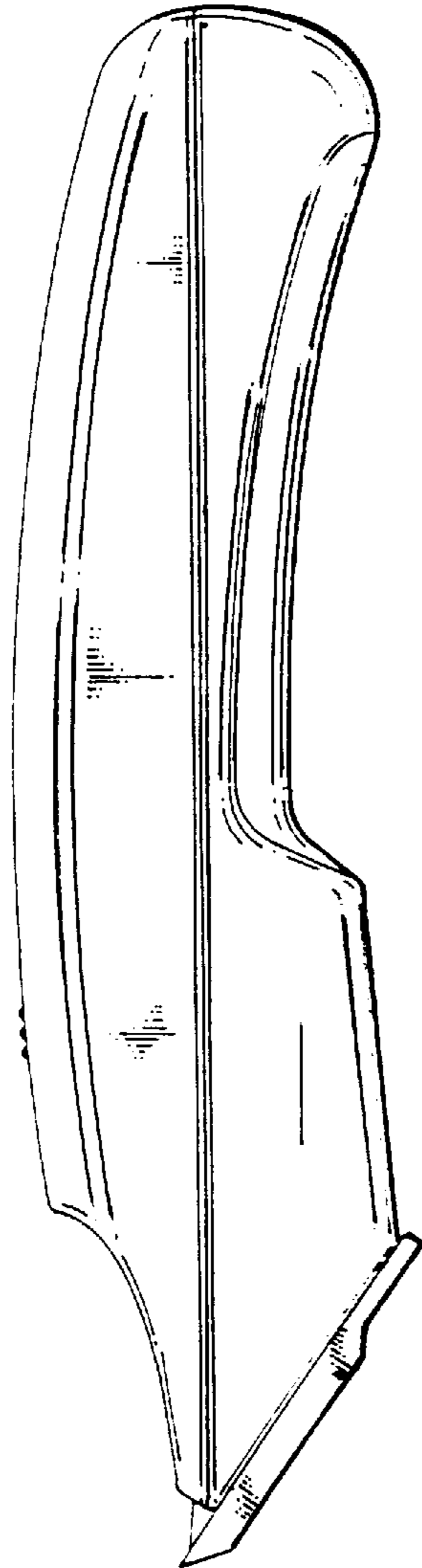


FIG 2

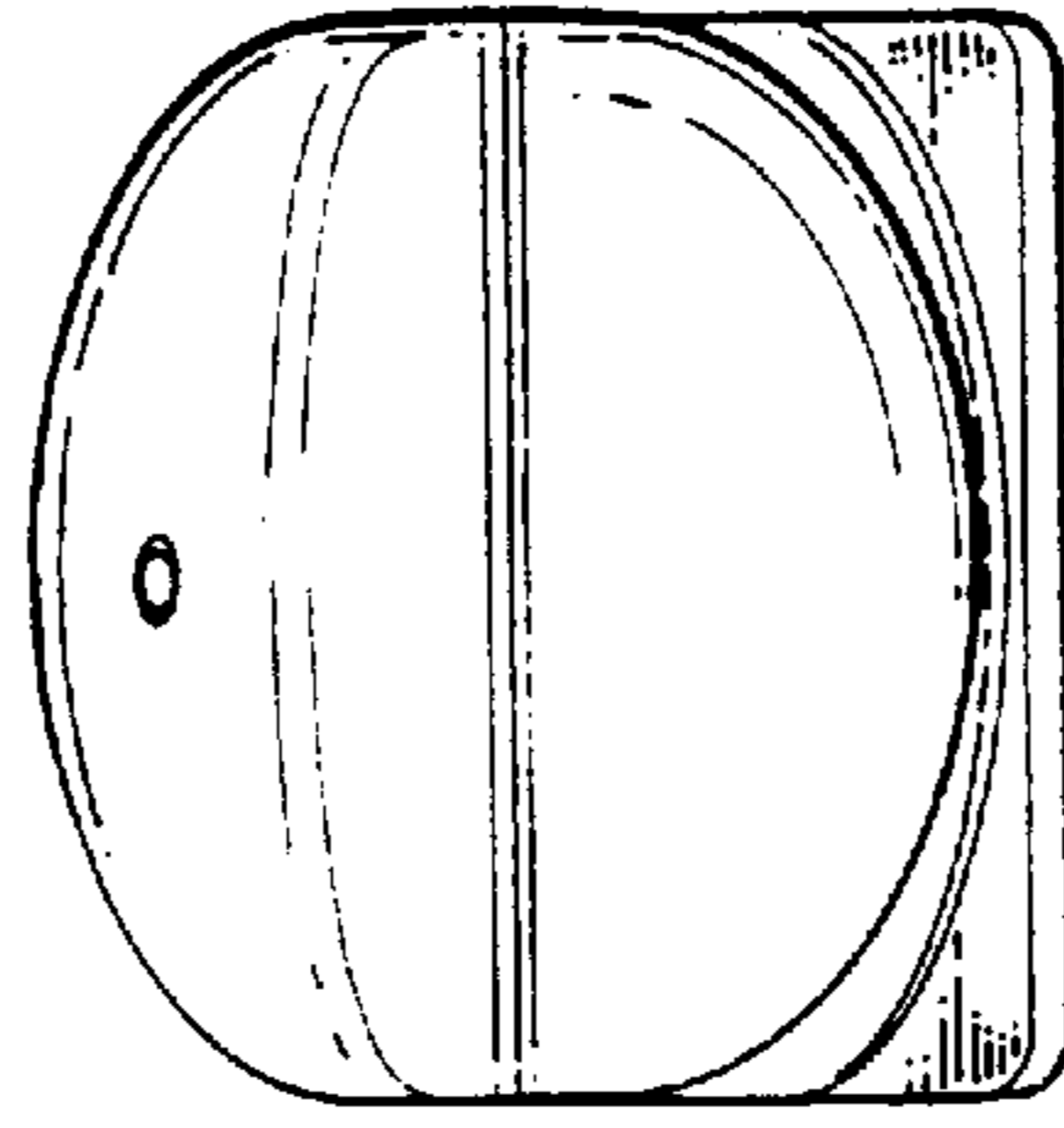


FIG 4

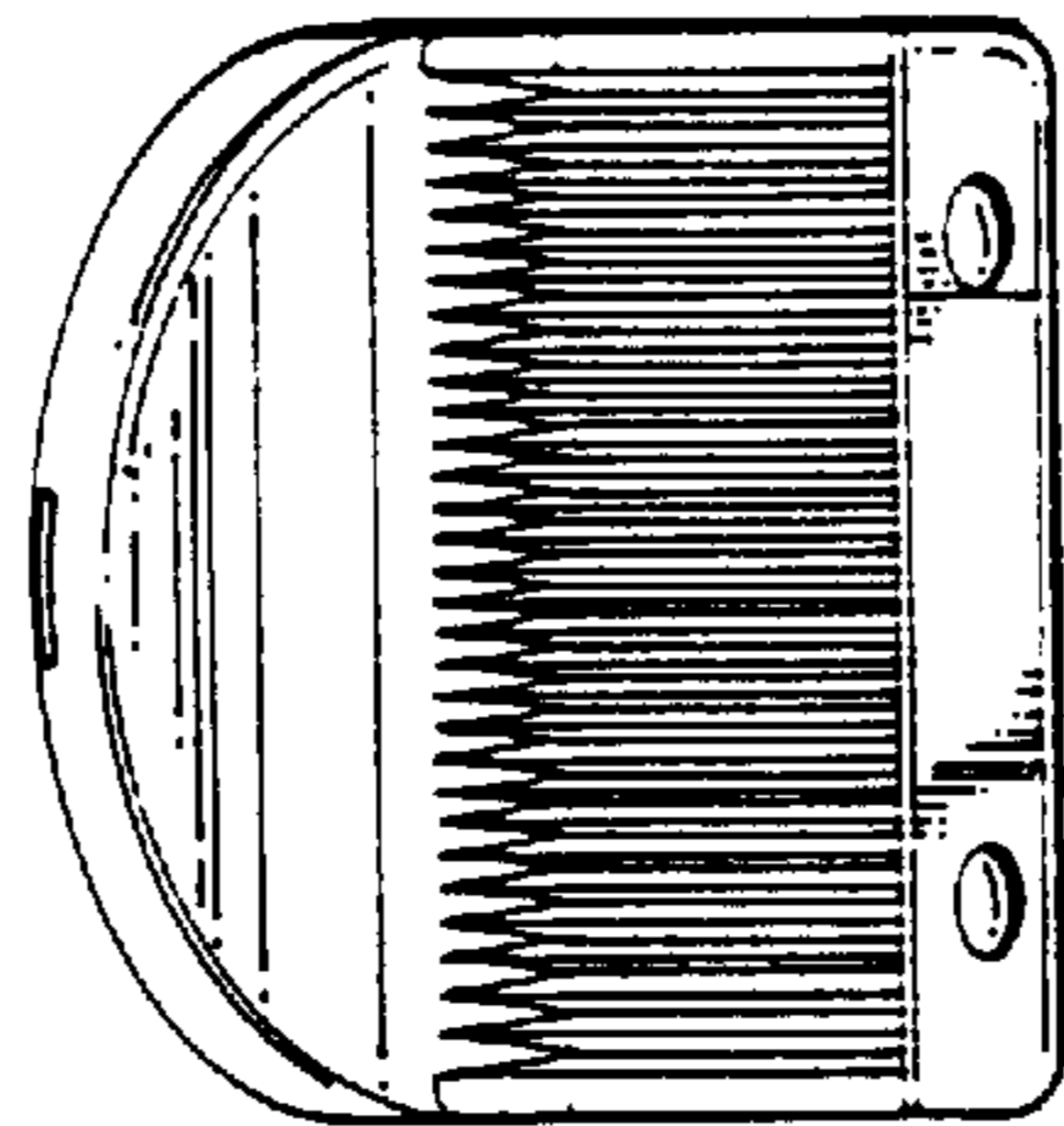


FIG 3




FIG 5




FIG 6