



US00D398397S

**United States Patent** [19]  
**Raidel**

[11] **Patent Number: Des. 398,397**

[45] **Date of Patent: \*\*Sep. 15, 1998**

[54] **PANTILINER**

[75] Inventor: **Maria Raidel**, Nuremberg, Germany

[73] Assignee: **Kimberly-Clark Worldwide, Inc.**,  
Neenah, Wis.

[\*\*] Term: **14 Years**

[21] Appl. No.: **69,341**

[22] Filed: **Apr. 1, 1997**

[51] **LOC (6) Cl.** ..... **24-04**

[52] **U.S. Cl.** ..... **D24/125**

[58] **Field of Search** ..... D24/125, 124;  
604/358, 378-380, 385.1, 386, 387

[56] **References Cited**

**U.S. PATENT DOCUMENTS**

D. 274,362	6/1984	Whitehead	.....	D24/125
D. 276,073	10/1984	Whitehead	.....	D24/125
D. 276,183	10/1984	Whitehead	.....	D24/125
D. 287,637	1/1987	Grasso	.....	D24/125
D. 350,200	8/1994	Gerhartl	.....	D24/125
4,347,092	8/1982	Hlaban et al.	.....	D24/125 X

*Primary Examiner*—Stella Reid  
*Attorney, Agent, or Firm*—Thomas J. Connelly

[57] **CLAIM**

I claim the ornamental design for a pantiliner, as shown and described.

**DESCRIPTION**

FIG. 1 is a top plan view of a pantiliner, showing my new design, the bottom plan view being plain and unornamented; FIG. 2 is a side elevational view thereof, the opposite side elevational view being identical thereto;

FIG. 3 is a cross-sectional view thereof, taken along line 3—3 of FIG. 1;

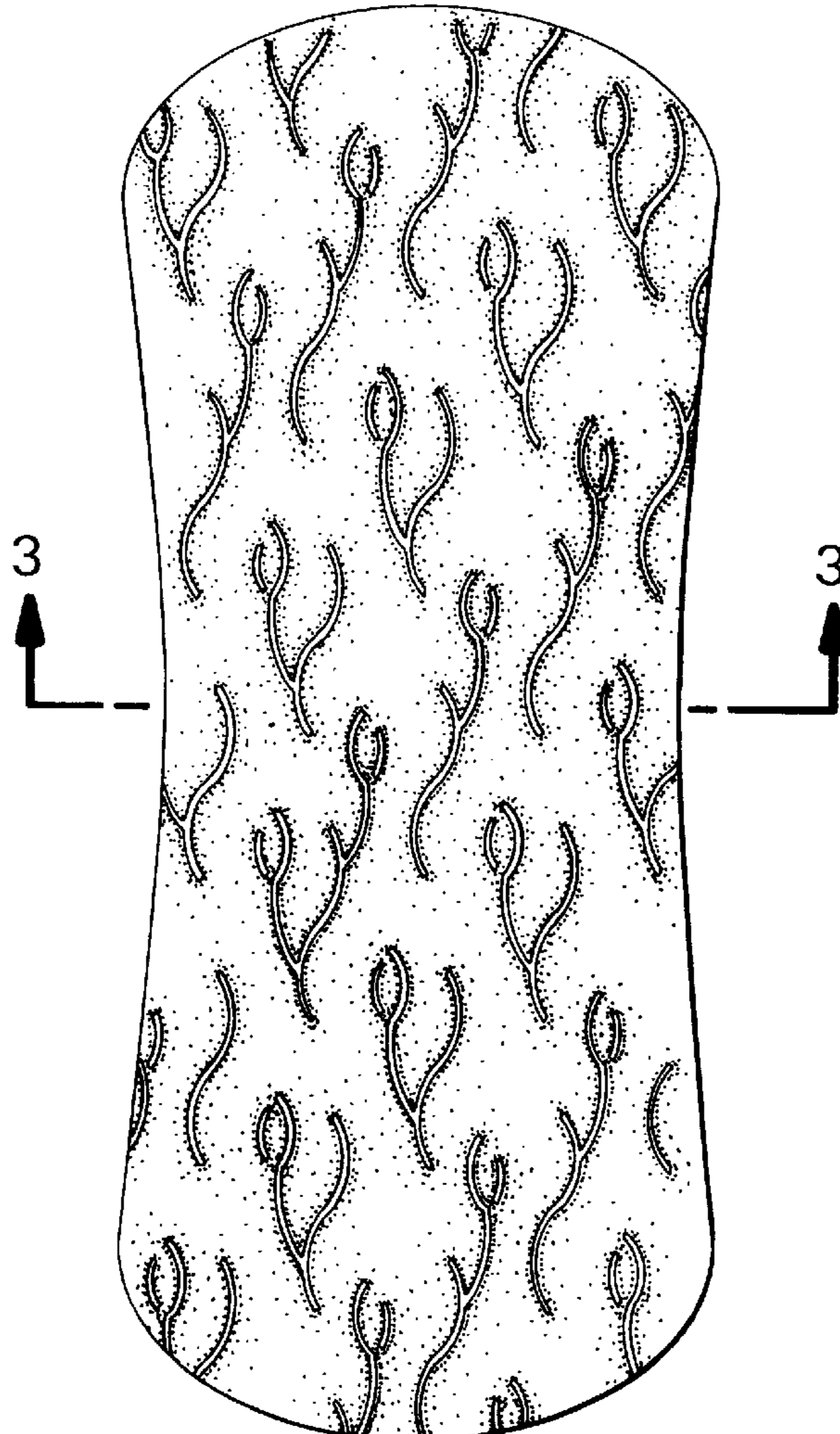
FIG. 4 is a top plan view of a second embodiment of the pantiliner, showing my new design;

FIG. 5 is a top plan view of a third embodiment of the pantiliner, showing my new design; and,

FIG. 6 is a top plan view of a fourth embodiment of the pantiliner, showing my new design.

The side elevational views of FIGS. 4, 5 and 6 are identical to that shown in FIG. 2.

**1 Claim, 5 Drawing Sheets**



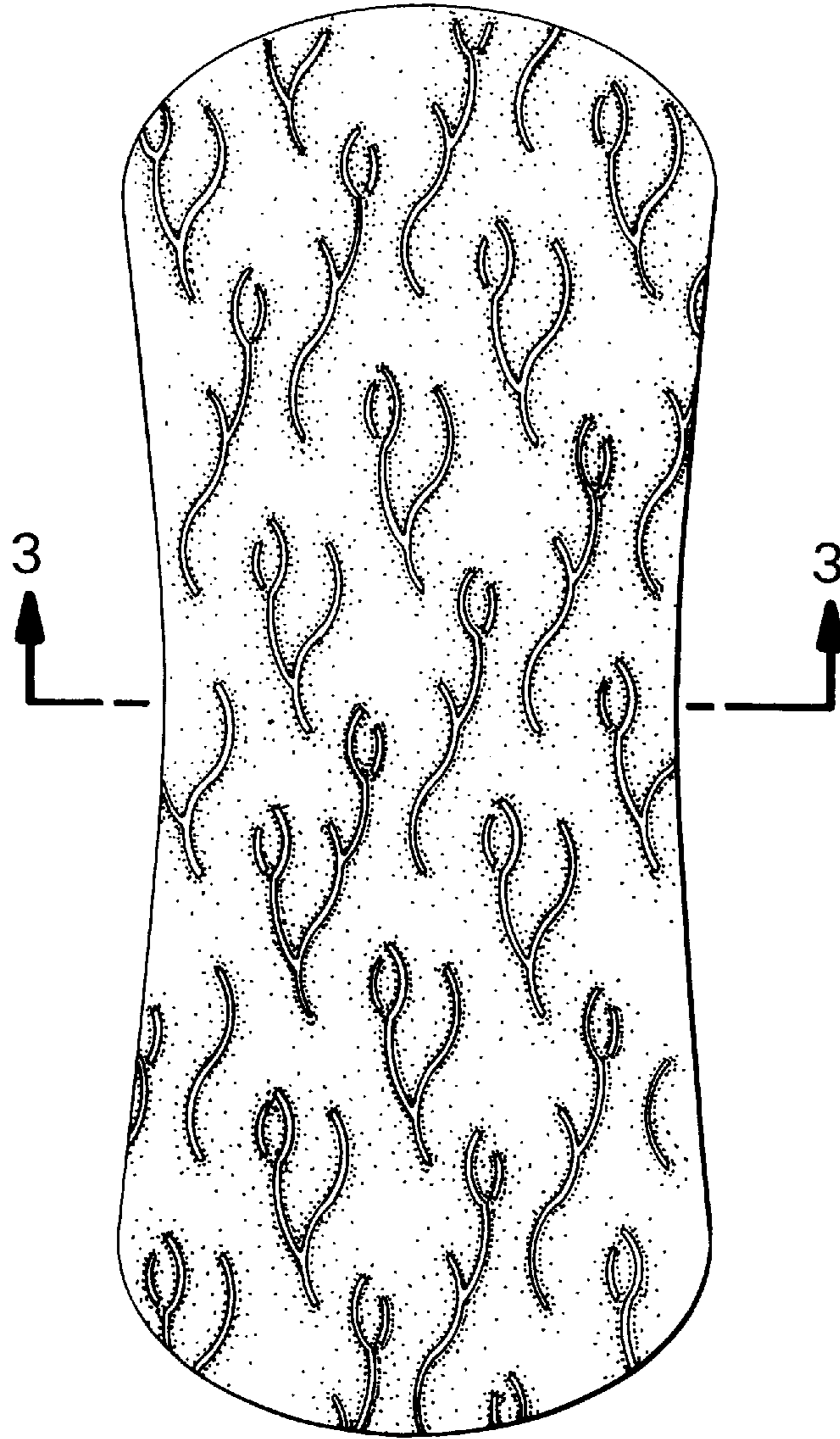


FIG. 1



FIG. 2



FIG. 3




FIG. 4



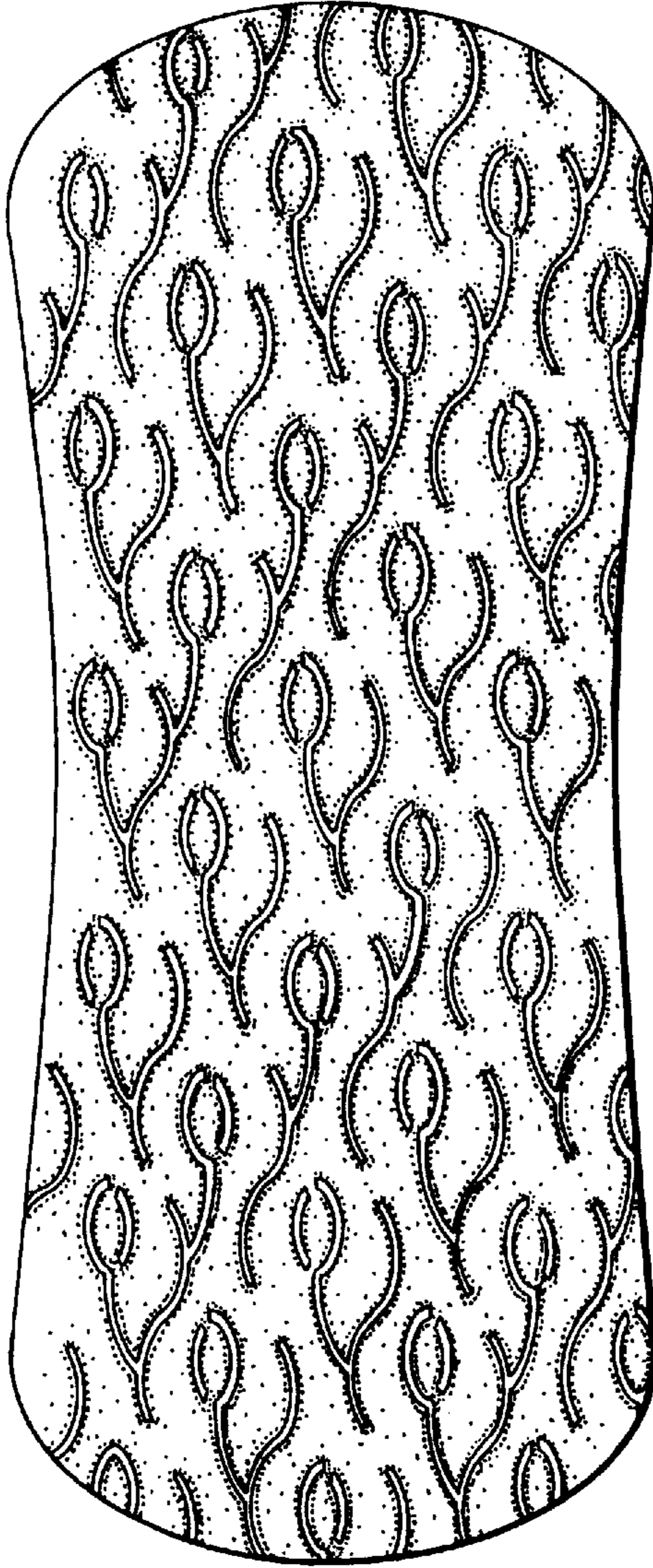


FIG. 5

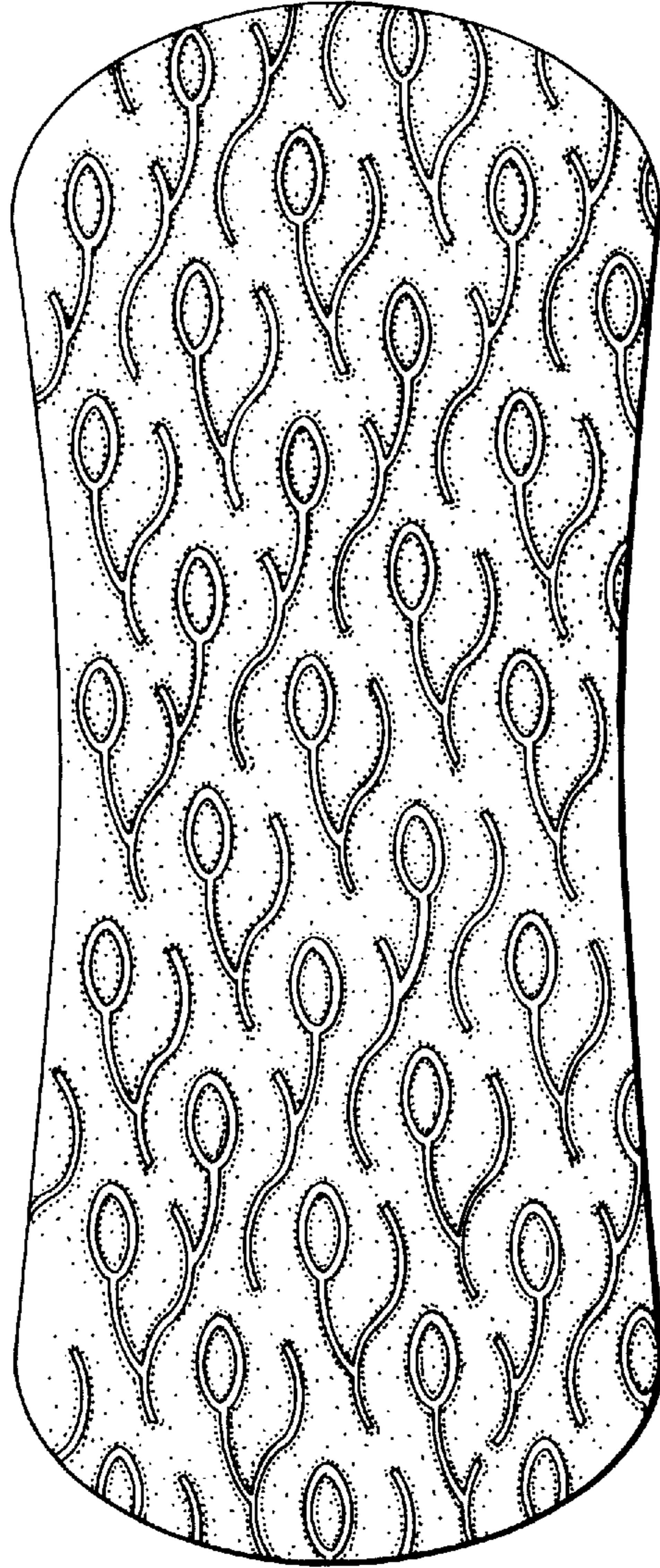


FIG. 6