



US00D398365S

United States Patent [19]
Bader

[11] **Patent Number: Des. 398,365**

[45] **Date of Patent: **Sep. 15, 1998**

[54] **SELF DEFENSE WEAPON**

[76] Inventor: **Michael F. Bader**, 14272 108th Ave.
NE., Kirkland, Wash. 98034-4475

[**] Term: **14 Years**

[21] Appl. No.: **55,748**

[22] Filed: **Jun. 12, 1996**

[51] **LOC (6) Cl.** **22-02**

[52] **U.S. Cl.** **D22/117**

[58] **Field of Search** D22/117, 118;
D3/207, 212; 222/78; 273/84 R, 84 A

[56] **References Cited**

U.S. PATENT DOCUMENTS

D. 275,623	9/1984	Raitto	D22/117
D. 286,583	11/1986	Filsinger et al.	D22/118
D. 308,297	6/1990	Romano	D22/117
D. 352,339	11/1994	McGowan et al.	D22/117
D. 357,051	4/1995	Strenkowski	D22/117
2,741,025	4/1956	Stewart	D22/117 X
3,648,371	3/1972	Petrosky	D22/117
4,498,669	2/1985	Chun	D22/117 X
4,765,628	8/1988	Jensen	D22/117 X
5,058,278	10/1991	Colvin	D22/117 X

OTHER PUBLICATIONS

Black Belt, Jan. 1987, p. 121, "Sof Stars".
Shomer-Tec 1996 Catalog, p. 14, "Stinger Key Chain" and
Ninja Keyring.

Primary Examiner—Doris V. Coles
Attorney, Agent, or Firm—Richardson & Folise

[57] **CLAIM**

The ornamental design for a self defense weapon, as shown
and described.

DESCRIPTION

FIG. 1 is a perspective view of a self defense weapon,
showing my new design;

FIG. 2 is a front elevational view thereof, the rear being a
mirror image thereof;

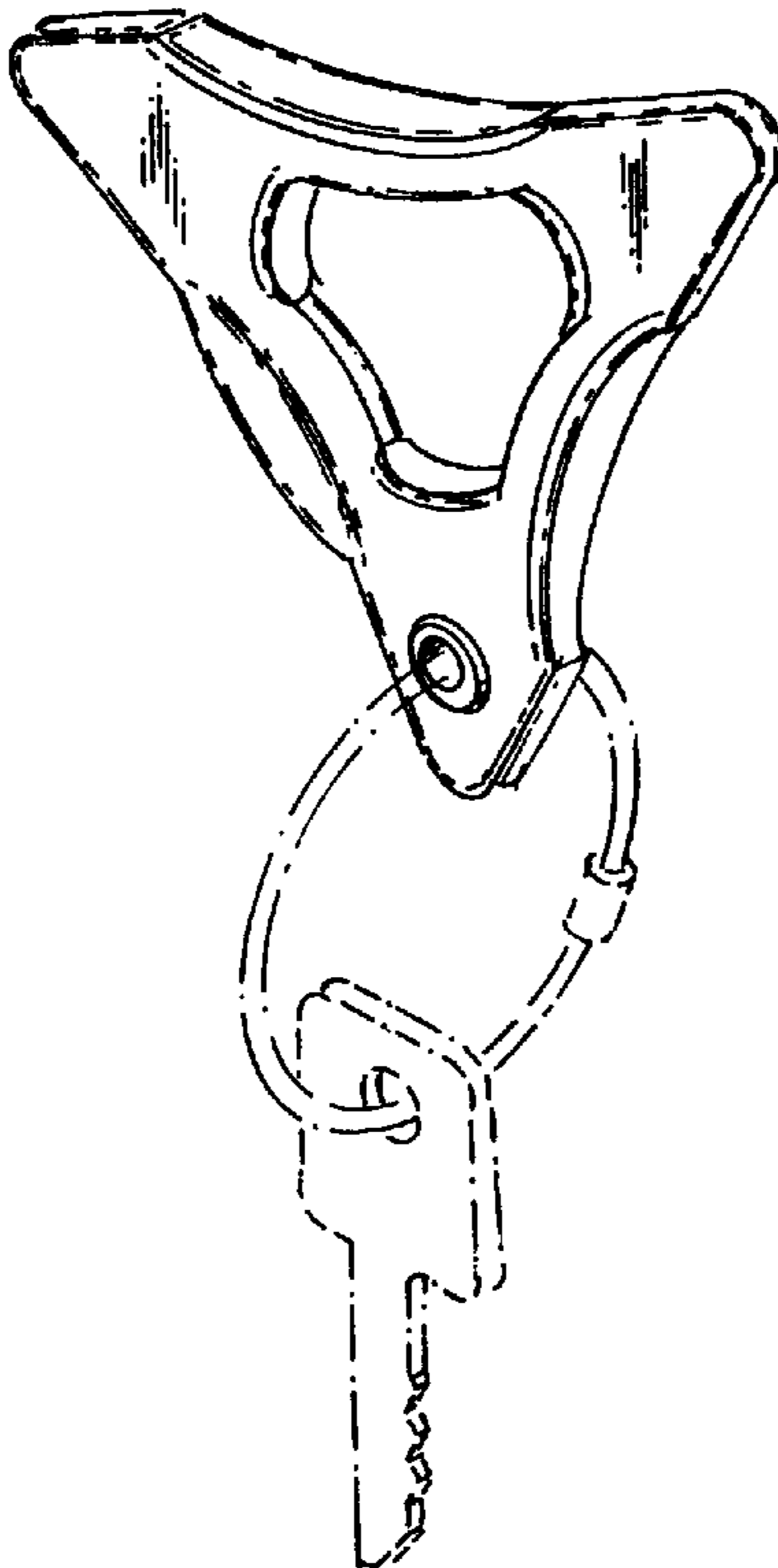
FIG. 3 is a side elevational view, the opposite side being a
mirror image thereof;

FIG. 4 is a bottom plan view thereof; and,

FIG. 5 is a top plan view thereof.

The broken line showing of environment in FIG. 1 is a for
illustrative purposes only and forms no part of claimed
design.

1 Claim, 2 Drawing Sheets



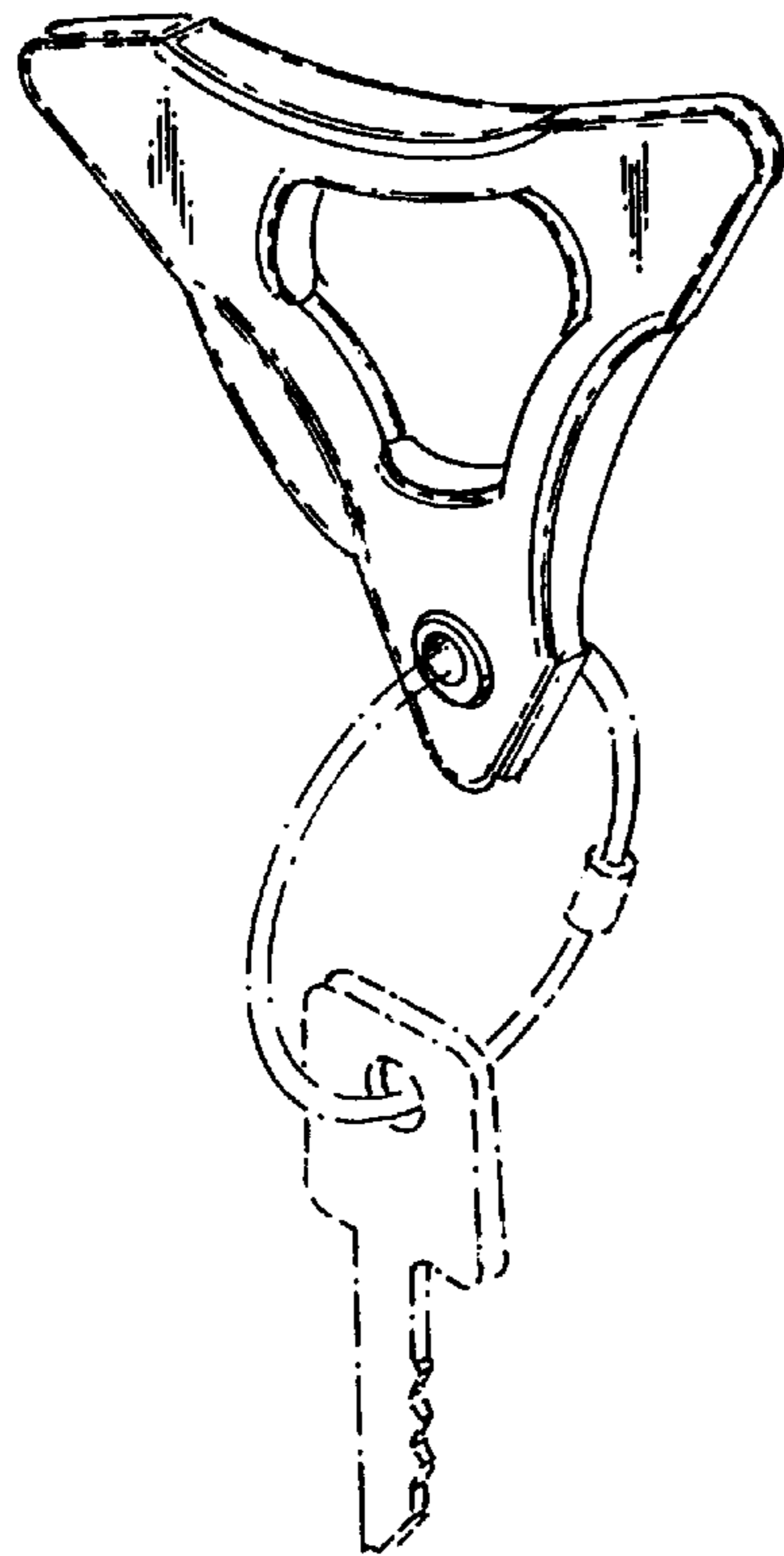


FIG. 1

FIG. 2

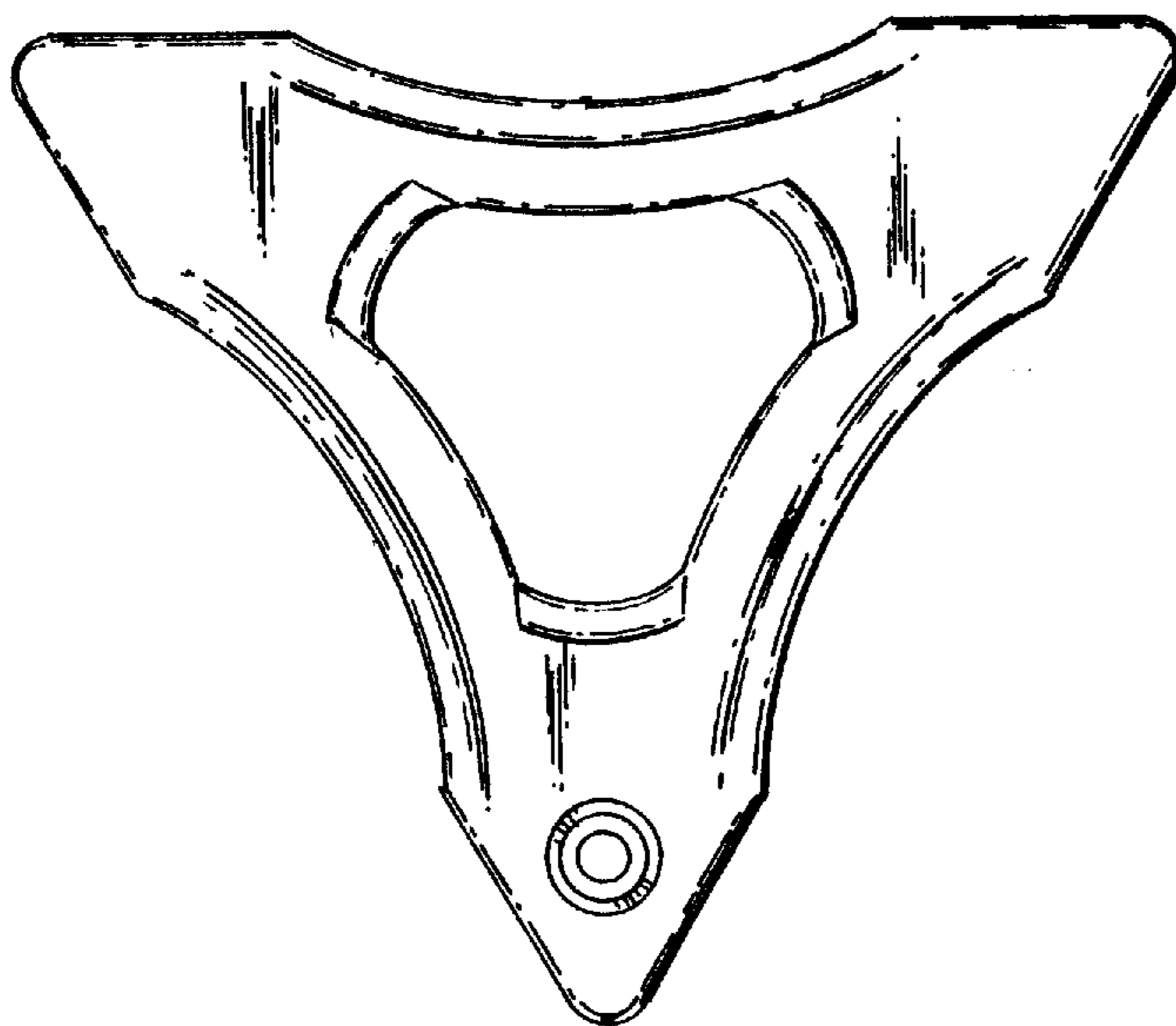


FIG. 3



FIG. 4



FIG. 5

