



US00D398345S

United States Patent [19] Lin

[11] Patent Number: **Des. 398,345**

[45] Date of Patent: ****Sep. 15, 1998**

[54] **FOOT SUPPORT FOR AN EXERCISER**

[75] Inventor: **David Lin**, U-Hou City, Taiwan

[73] Assignee: **LifeGear, Inc.**, Rockaway Township, N.J.

[**] Term: **14 Years**

[21] Appl. No.: **69,265**

[22] Filed: **Mar. 21, 1997**

[51] **LOC (6) Cl.** **21-02**

[52] **U.S. Cl.** **D21/191**

[58] **Field of Search** D21/191, 192,
D21/193, 194, 195; 482/51, 52, 53, 54,
70, 57, 79, 80

[56] **References Cited**

U.S. PATENT DOCUMENTS

D. 281,343	11/1985	Krive	D21/192
D. 333,688	3/1993	Beyer	D21/191
D. 347,668	6/1994	Wang	D21/195
D. 355,006	1/1995	Lo	D21/195
D. 358,625	5/1995	Enriquez, Jr.	D21/191
D. 360,441	7/1995	Beyer	D21/191
D. 362,283	9/1995	Lee	D21/195
D. 369,389	4/1996	Beyer	D21/191
D. 372,509	8/1996	Yang	D21/195
5,199,932	4/1993	Liao	482/53
5,232,421	8/1993	Chen et al.	482/53

5,263,910	11/1993	Yang	482/52
5,348,520	9/1994	Chang	482/123
5,433,683	7/1995	Stevens	482/70
5,439,432	8/1995	Lundin et al.	482/53
5,584,780	12/1996	Lin	482/51
5,595,555	1/1997	Chen	482/51
5,603,675	2/1997	Wu	482/52

Primary Examiner—Philip S. Hyder
Attorney, Agent, or Firm—David L. Davis

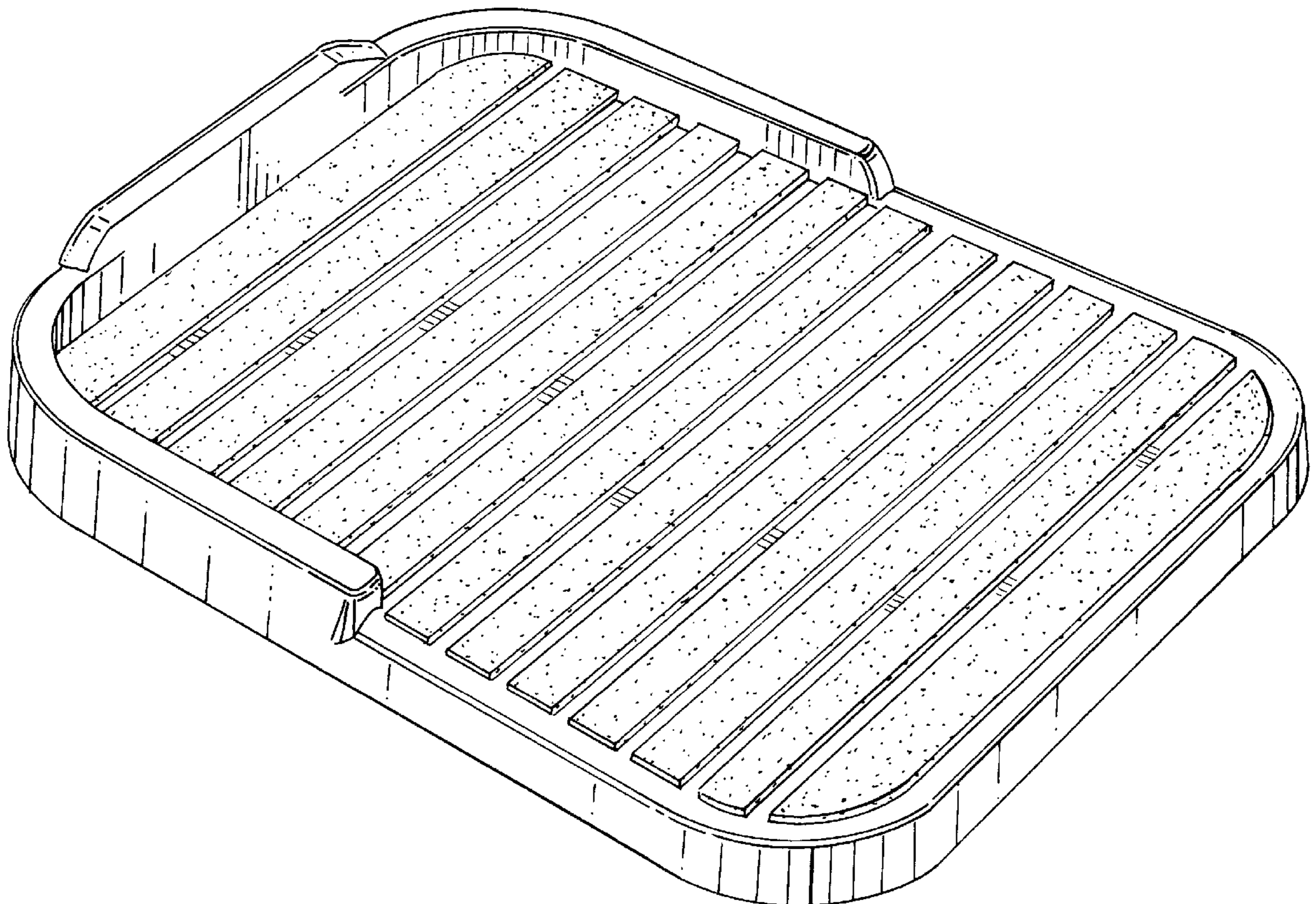
[57] **CLAIM**

The ornamental design for a foot support for an exerciser, as shown and described.

DESCRIPTION

FIG. 1 is a top, rear and right side perspective view of an exerciser including a pair of foot supports in accordance with my design, wherein the broken lines represent environment only and form no part of the claimed design; FIG. 2 is a top, rear and right side perspective view of the foot support; FIG. 3 is a front elevational view thereof; FIG. 4 is a rear elevational view thereof; FIG. 5 is a right side elevational view thereof, the left side elevational view being a mirror image; and, FIG. 6 is a top plan view thereof. The appearance of the bottom of the foot support forms no part of the claimed design.

1 Claim, 5 Drawing Sheets



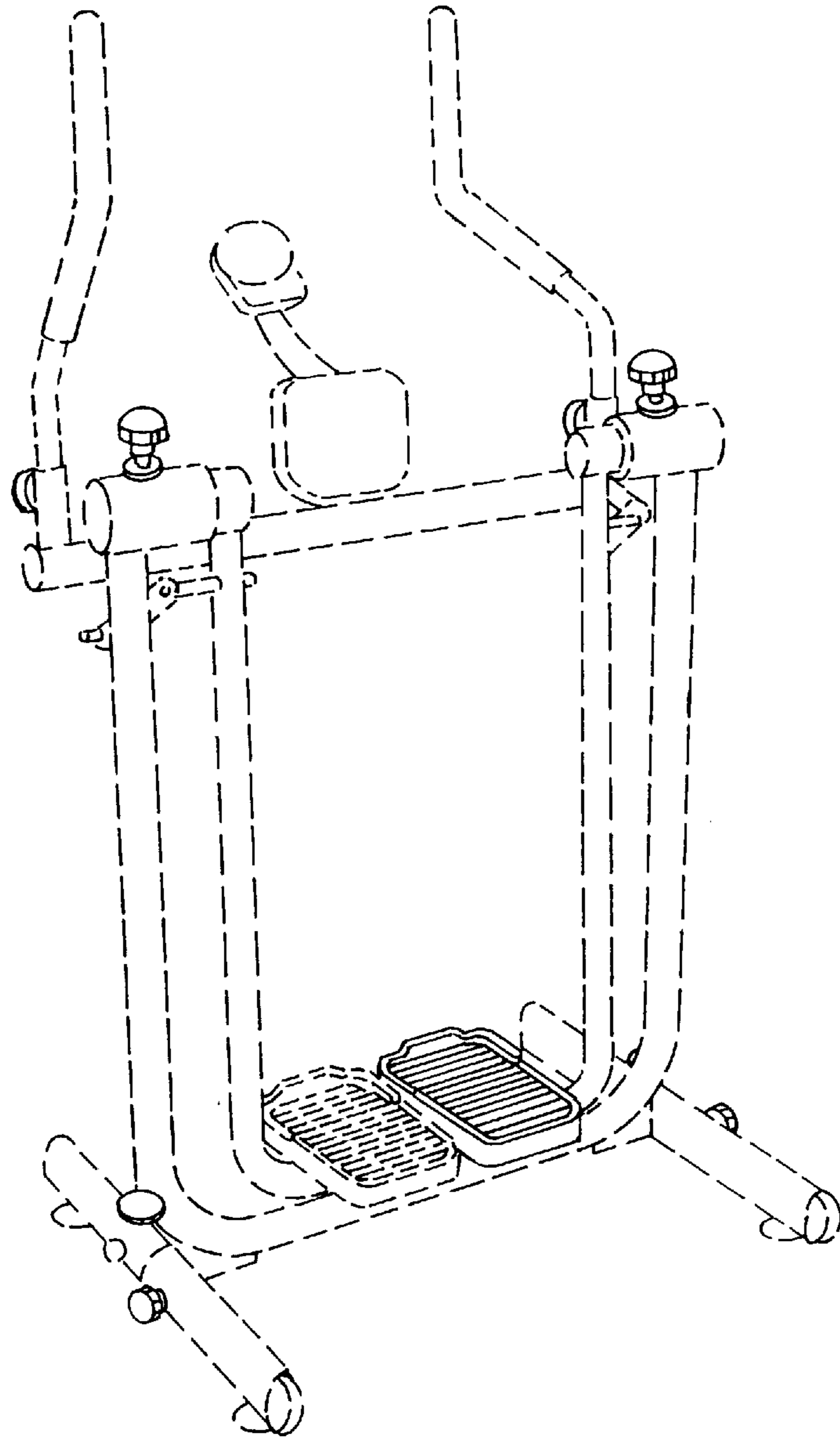


FIG. 1

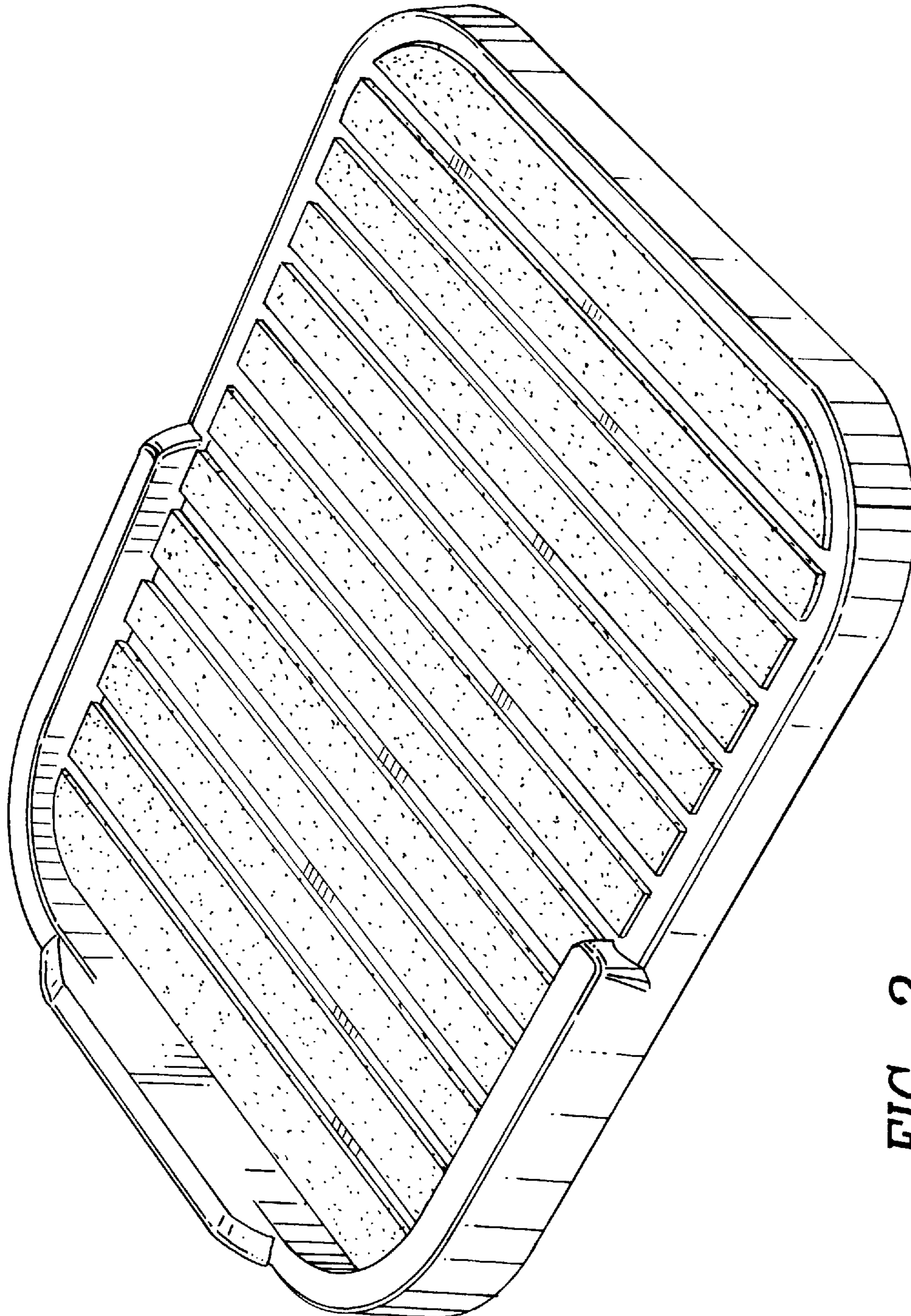


FIG. 2

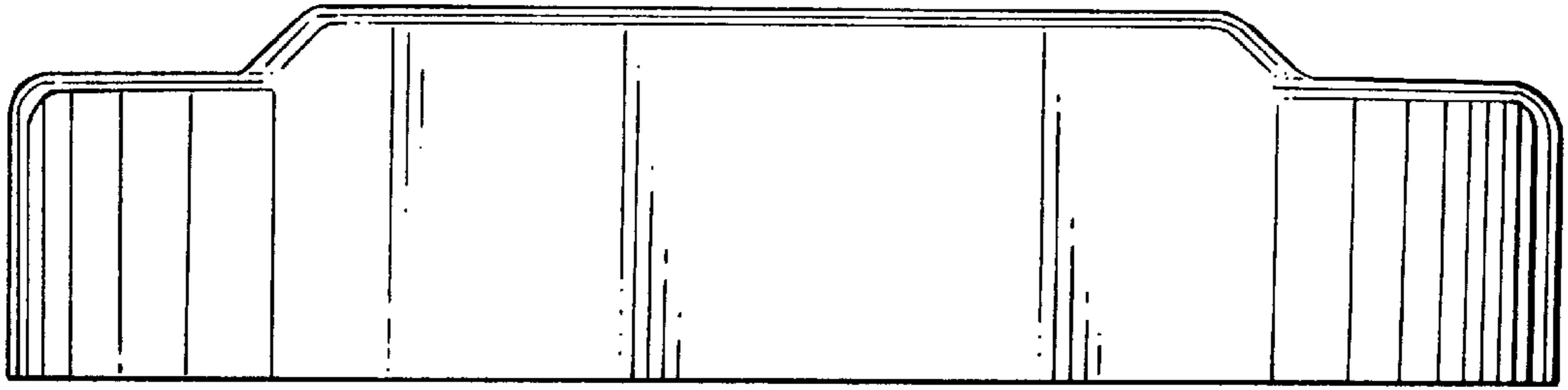


FIG. 3

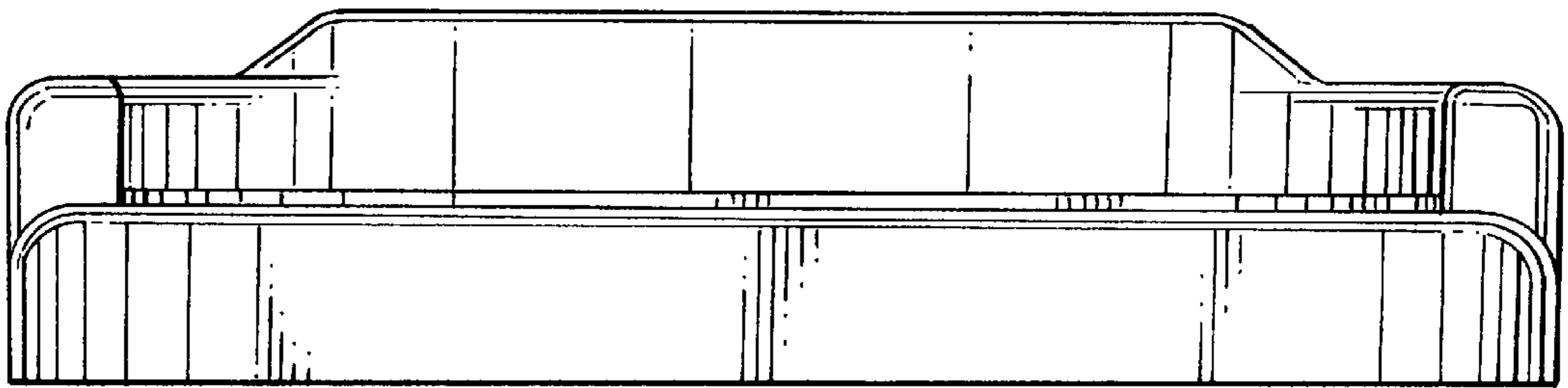


FIG. 4

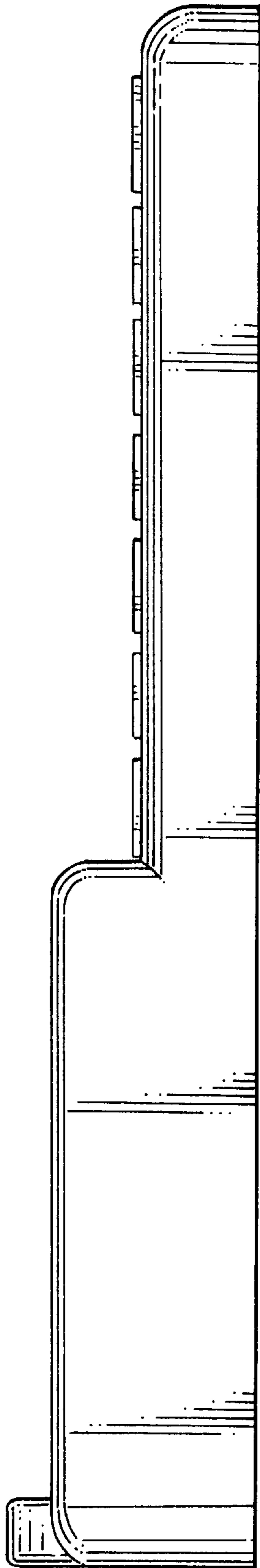


FIG. 5




FIG. 6