



US00D398331S

**United States Patent** [19]  
**Ono**

[11] **Patent Number: Des. 398,331**  
[45] **Date of Patent: \*\*Sep. 15, 1998**

[54] **ELECTRONIC CALCULATOR HAVING THE FUNCTIONS OF TELEPHONE BOOK, ADDRESS BOOK, CALENDAR, SCHEDULE BOOK AND MEMO BOOK**

D. 368,702 4/1996 Shimizu ..... D18/7 X  
D. 377,189 1/1997 Komuta et al. .... D18/7 X

[75] Inventor: **Junichi Ono**, Kawasaki, Japan

*Primary Examiner*—Caron D. Veynar  
*Attorney, Agent, or Firm*—Frishauf, Holtz, Goodman, Langer & Chick

[73] Assignee: **Casio Computer Co., Ltd.**, Tokyo, Japan

[57] **CLAIM**

[\*\*] Term: **14 Years**

The ornamental design for an electronic calculator having the functions of telephone book, address book, calendar, schedule book and memo book, as shown and described.

[21] Appl. No.: **74,877**

**DESCRIPTION**

[22] Filed: **Aug. 11, 1997**

FIG. 1 is a front elevational view of an electronic calculator having the functions of telephone book, address book, calendar, schedule book and memo book showing my new design;

[51] **LOC (6) Cl. .... 08-01**

[52] **U.S. Cl. .... D18/2; D14/100**

[58] **Field of Search .... D18/1, 2, 7; D14/100, D14/105, 244, 245; 200/5 R; 364/706-710**

FIG. 2 is a right side elevational view thereof;

FIG. 3 is a left side elevational view thereof;

FIG. 4 is a top plan view thereof;

FIG. 5 is a bottom plan view thereof;

FIG. 6 is a rear elevational view thereof;

FIG. 7 is a perspective view thereof;

FIG. 8 is a front elevational view thereof with the cover closed;

FIG. 9 is a right side elevational view thereof with the cover closed; and,

FIG. 10 is a bottom plan view thereof with cover closed.

[56] **References Cited**

**U.S. PATENT DOCUMENTS**

- D. 310,543 9/1990 Brown ..... D18/7 X
- D. 324,513 3/1992 Sakaguchi et al. .... D18/7 X
- D. 353,614 12/1994 Ohno et al. .... D18/7
- D. 353,828 12/1994 Miyahara et al. .... D18/7
- D. 355,166 2/1995 Sakaguchi et al. .... D18/7 X
- D. 363,505 10/1995 Takahata ..... D18/2
- D. 365,842 1/1996 Nakatsuka et al. .... D18/7

**1 Claim, 3 Drawing Sheets**

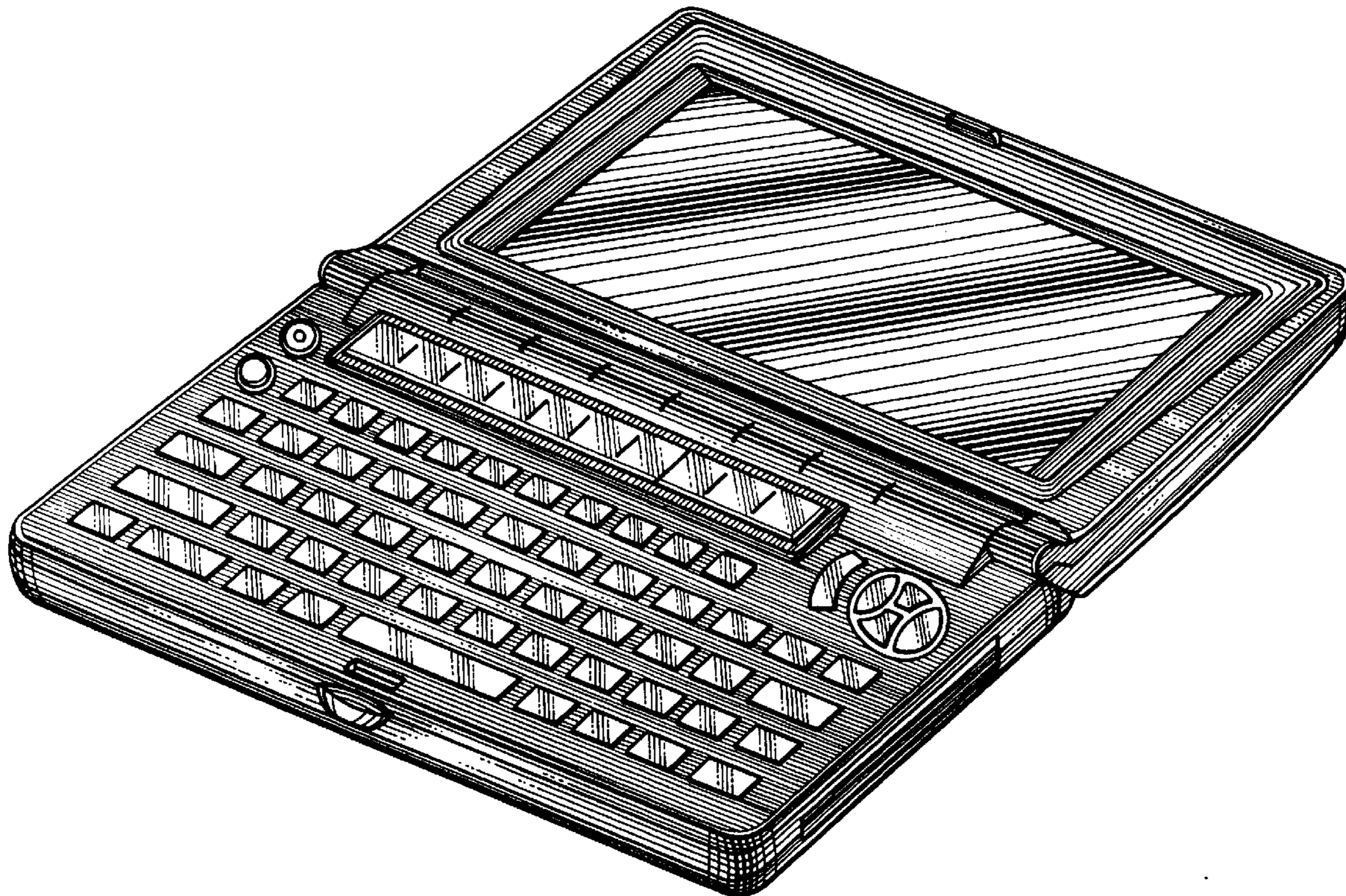


FIG.4




FIG.3



FIG.1




FIG.2

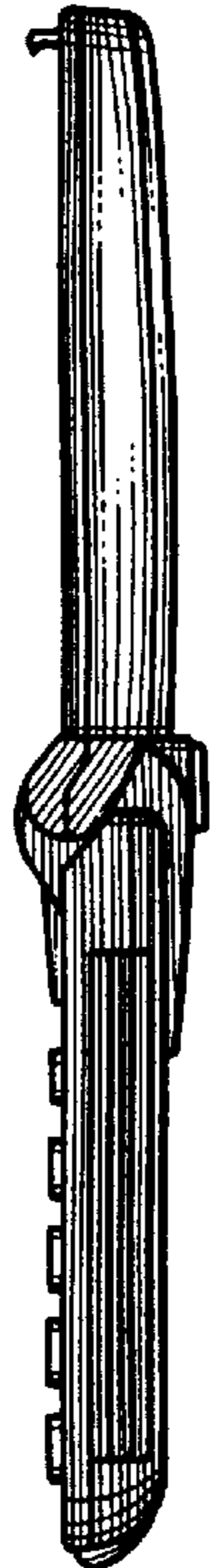


FIG.5



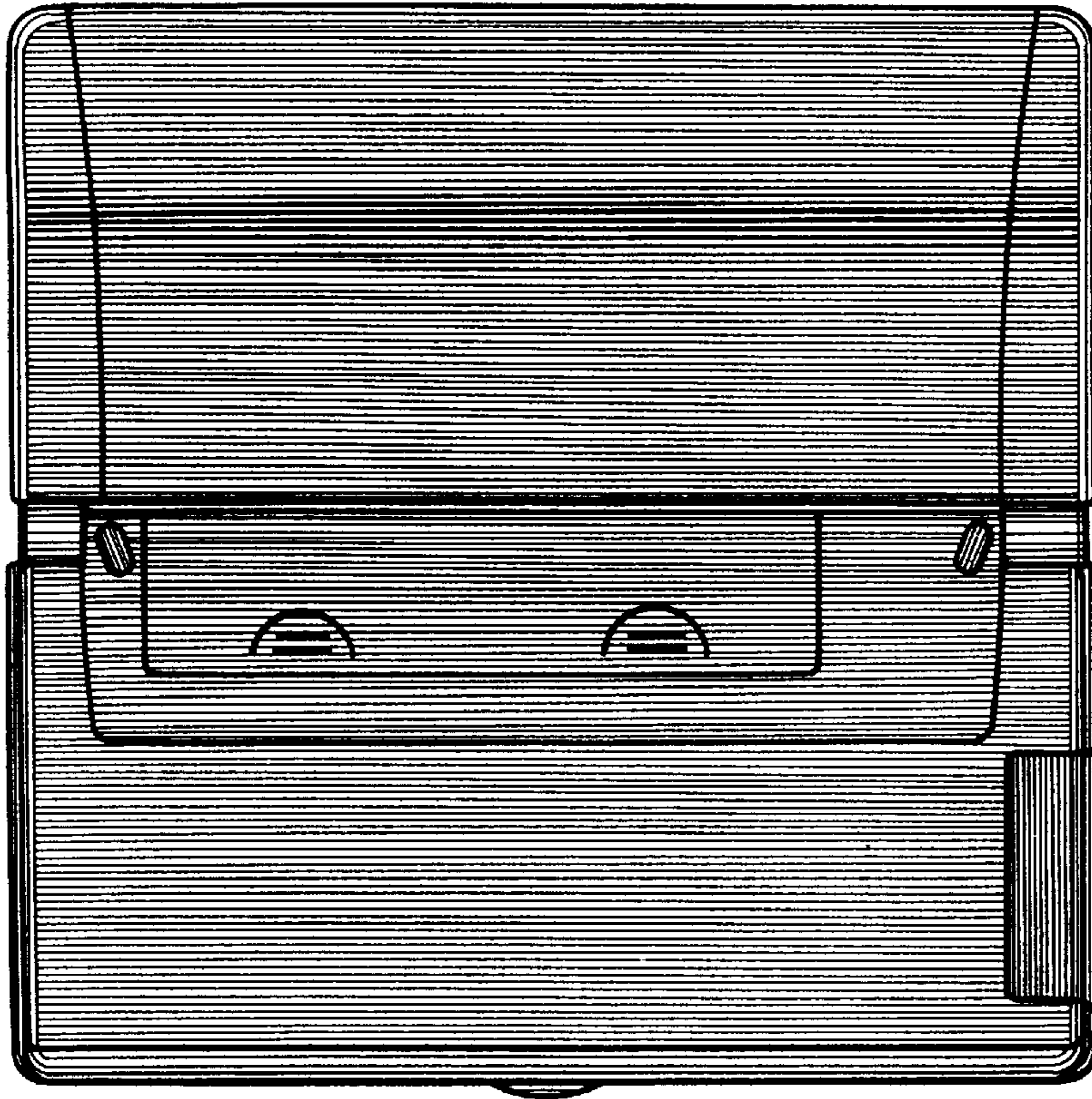


FIG. 6

FIG. 8

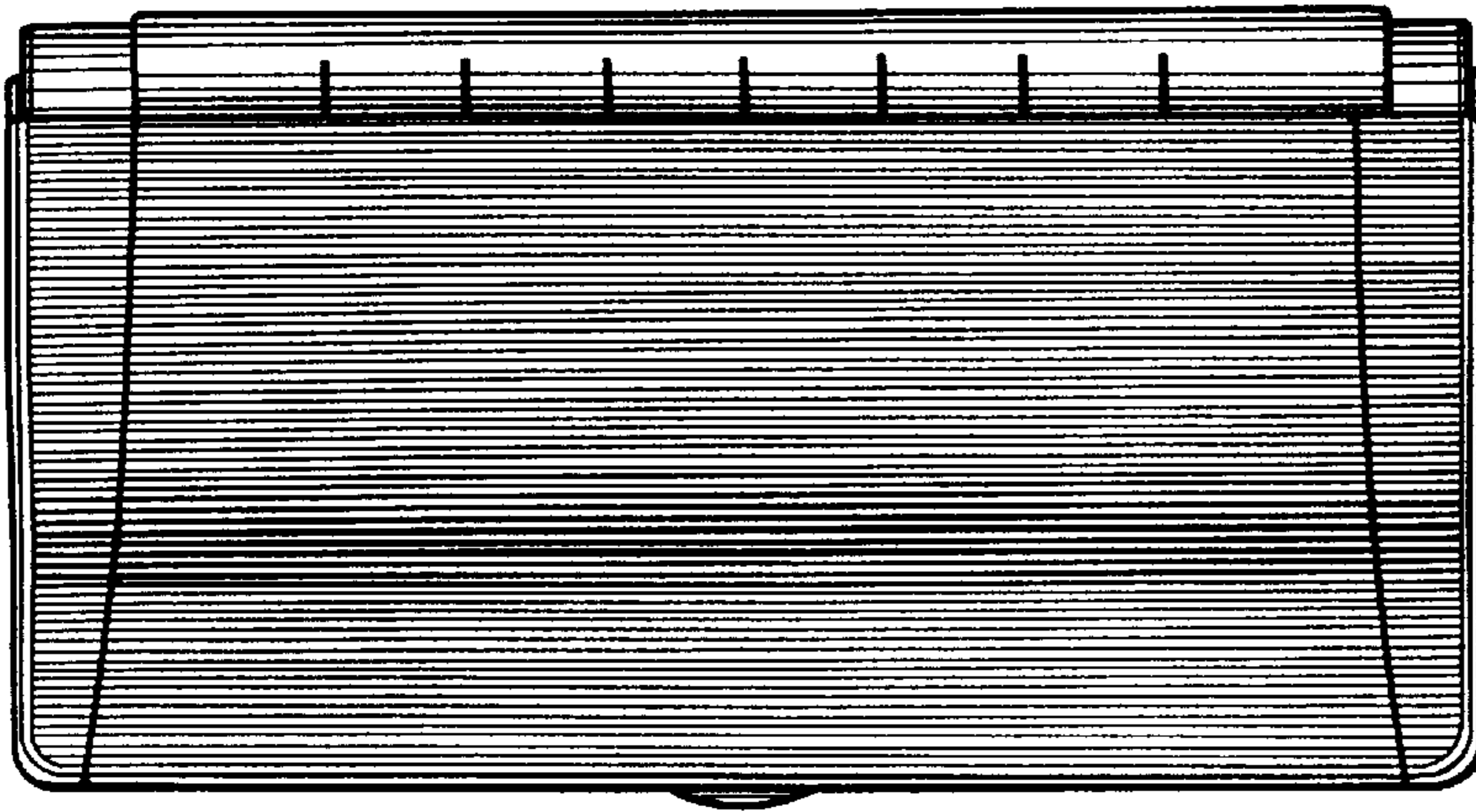


FIG. 9




FIG. 10



FIG. 7

