



US00D398330S

United States Patent [19] Lin

[11] **Patent Number: Des. 398,330**

[45] **Date of Patent: **Sep. 15, 1998**

[54] **EYEGLASSES**

[75] Inventor: **Jey-Ching Lin**, Taipei, Taiwan

[73] Assignee: **Mao Lin Enterprises Co., Ltd.**, Taipei, Taiwan

[**] Term: **14 Years**

[21] Appl. No.: **80,377**

[22] Filed: **Dec. 5, 1997**

[51] **LOC (6) Cl.** **16-06**

[52] **U.S. Cl.** **D16/327; D16/323**

[58] **Field of Search** D16/300, 101,
D16/303, 306, 309, 311, 315-330, 335;
351/41, 44, 51-52, 158; 2/447, 448

[56] **References Cited**

U.S. PATENT DOCUMENTS

D. 165,973	2/1952	Girouard	D16/326
D. 170,624	10/1953	Belgard	D16/324
D. 208,437	8/1967	Kono	D16/326
D. 359,503	6/1995	Lin	D16/323

D. 366,666	1/1996	Arnette	D16/325
D. 380,004	6/1997	Lin	D16/327
D. 387,792	12/1997	Bondet	D16/315

OTHER PUBLICATIONS

Guild Guide p. 9, Frame "Marty", Sep. 1972.

Primary Examiner—Raphael Barkai
Attorney, Agent, or Firm—Charles E. Wands

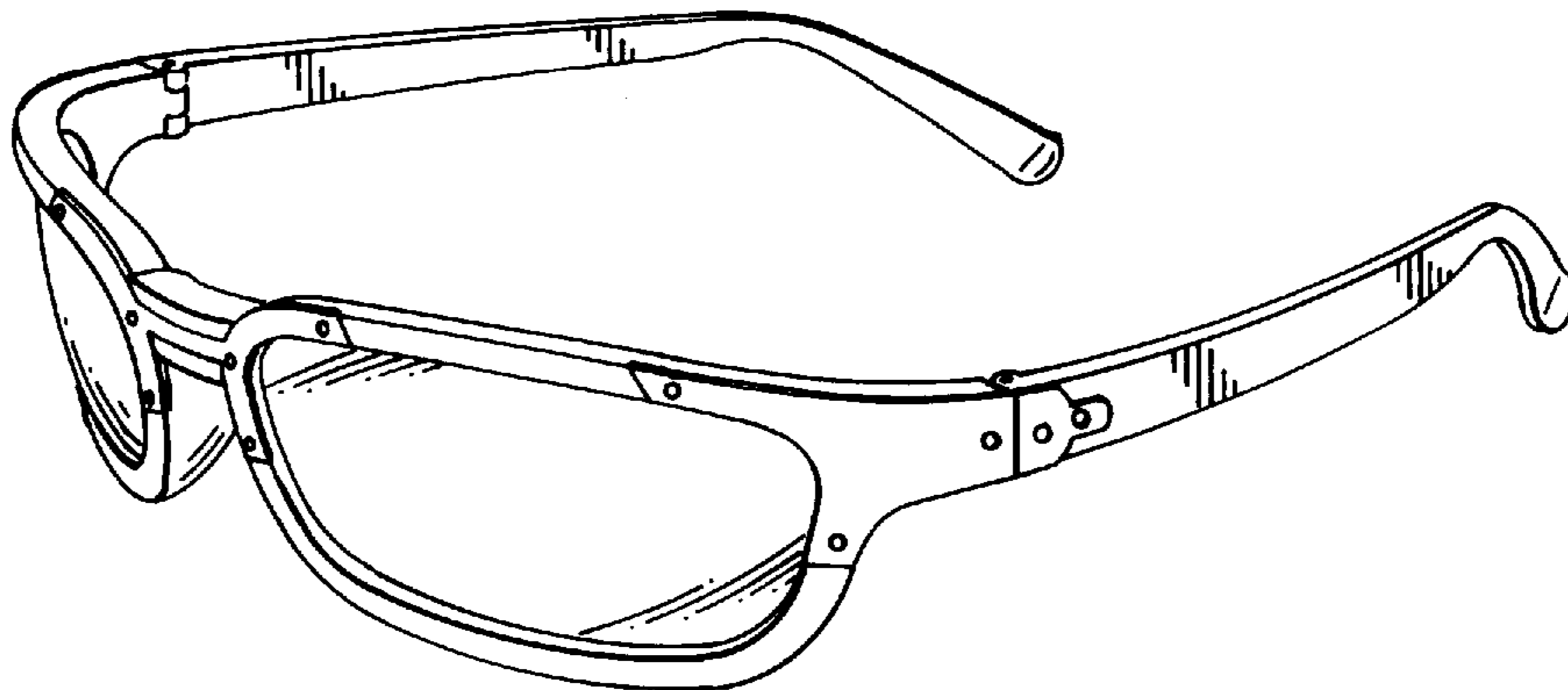
[57] **CLAIM**

The ornamental design for eyeglasses, as shown and described.

DESCRIPTION

FIG. 1 is a perspective view of eyeglasses showing my new design;
FIG. 2 is a front elevational view thereof;
FIG. 3 is a rear elevational view thereof;
FIG. 4 is a left side elevational view thereof;
FIG. 5 is a right side elevational view thereof;
FIG. 6 is a top plan view thereof; and,
FIG. 7 is a bottom plan view thereof.

1 Claim, 5 Drawing Sheets



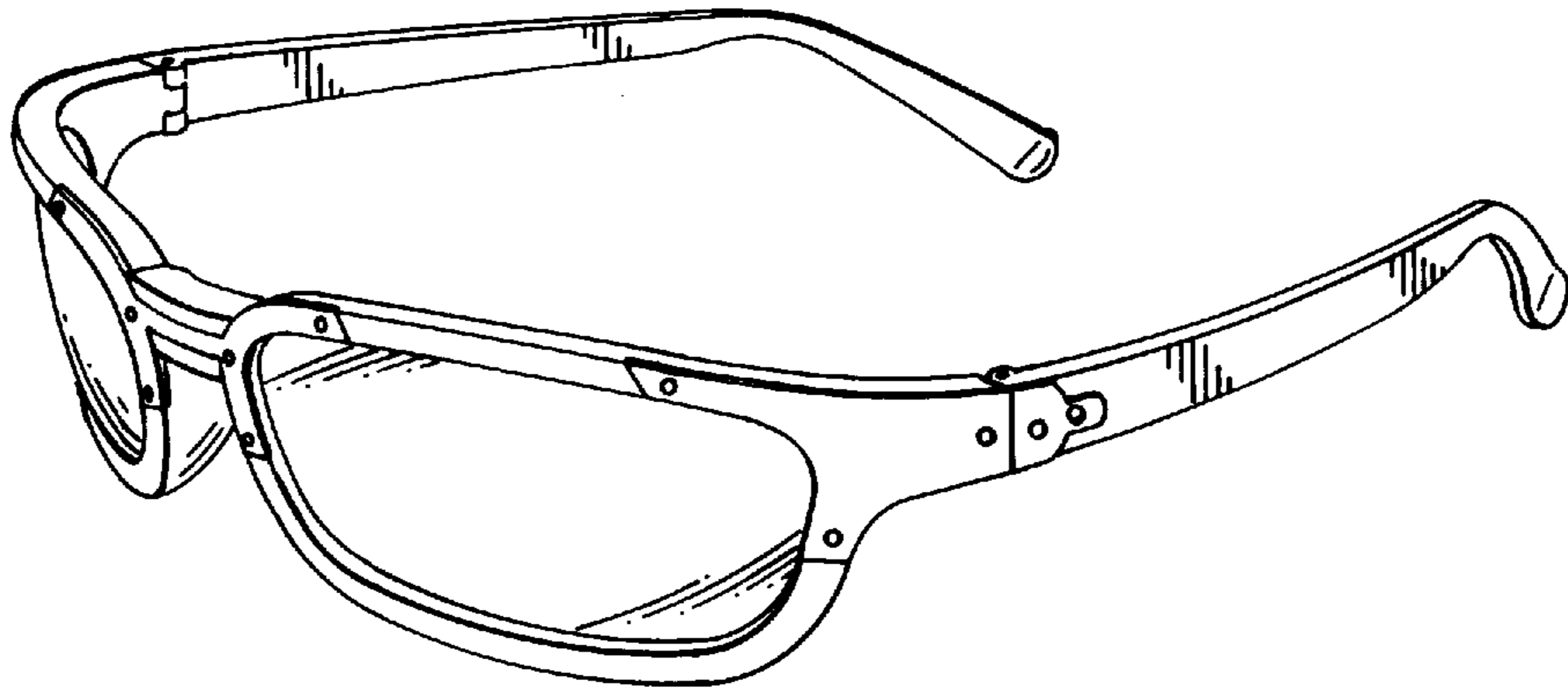


FIG. 1




FIG. 2

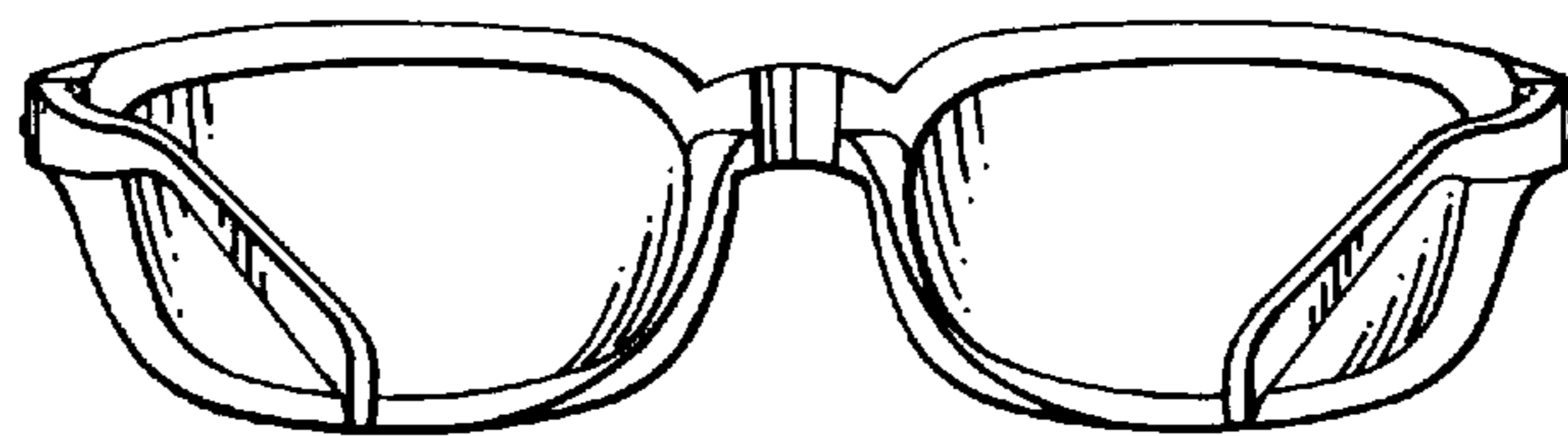


FIG. 3



FIG. 4

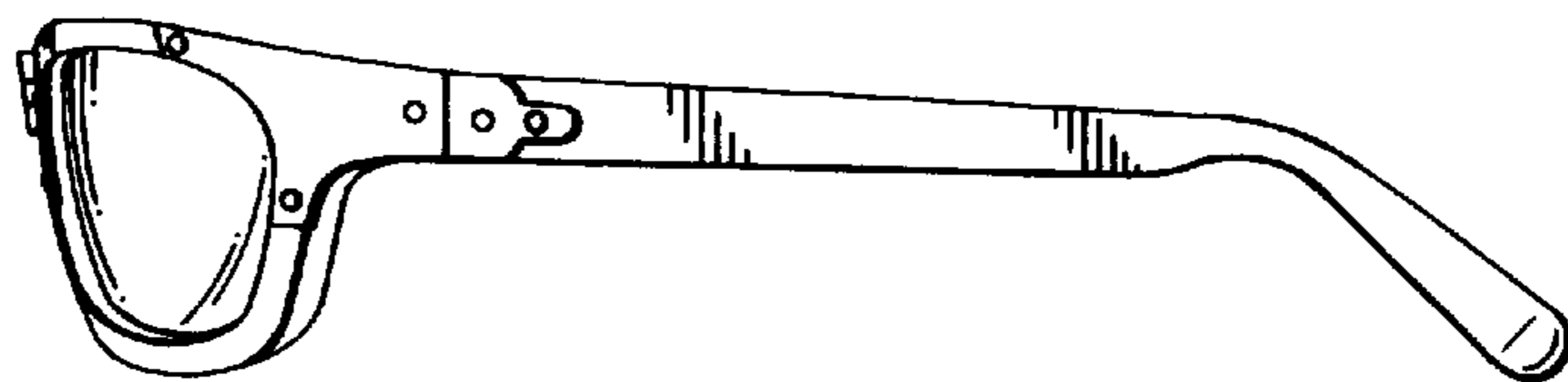


FIG. 5

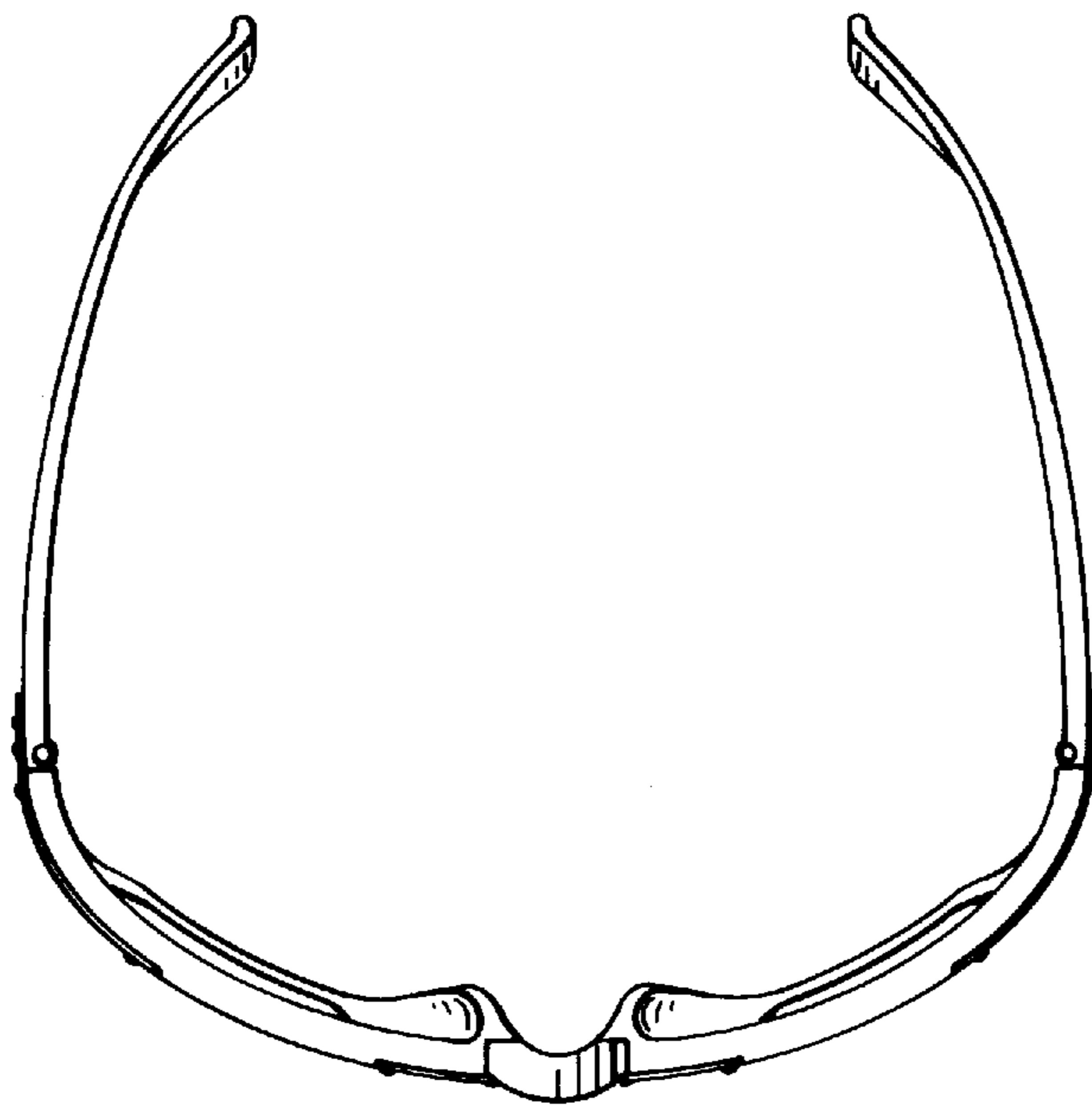


FIG. 6




FIG. 7