



US00D398323S

United States Patent [19]
Bollé

[11] **Patent Number: Des. 398,323**
[45] **Date of Patent: **Sep. 15, 1998**

[54] **EYEGLASSES**

[75] Inventor: **Maurice Bollé**, Oyonnax, France

[73] Assignee: **Etablissements Bolle S.N.C.**, Oyonnax, France

[**] Term: **14 Years**

[21] Appl. No.: **77,449**

[22] Filed: **Oct. 3, 1997**

[51] **LOC (6) Cl.** **16-06**

[52] **U.S. Cl.** **D16/315; D16/320**

[58] **Field of Search** D16/300, 101,
D16/306, 309, 311-316, 320-321, 325-330,
335; D29/109, 110; 351/41, 44, 51-52,
158; 2/447, 448

[56] **References Cited**

U.S. PATENT DOCUMENTS

D. 152,502	1/1949	Stegeman	D16/335
D. 204,417	4/1966	Shindler	D16/326
D. 322,975	1/1992	Bolle	D16/314
D. 323,333	1/1992	Jannard et al.	D16/314
D. 324,528	3/1992	Jannard	.	
D. 325,040	3/1992	Jannard	.	
D. 328,468	8/1992	Jannard	.	
D. 329,442	9/1992	Jannard	.	
D. 330,035	10/1992	Jannard	.	
D. 330,903	11/1992	Jannard	.	
D. 347,017	5/1994	Bollé	.	
D. 362,011	9/1995	Kolentsi	D16/315

D. 379,633	6/1997	Garneau	D16/315
D. 381,674	7/1997	Bernheiser	D16/326
D. 384,364	9/1997	Yee	D16/330
D. 388,453	12/1997	Lin	D16/321
4,515,448	5/1985	Tackles	.	
4,730,915	3/1988	Jannard	.	
5,054,903	10/1991	Jannard et al.	.	
5,208,614	5/1993	Jannard	.	
5,359,370	10/1994	Mugnier	.	
5,387,949	2/1995	Tackles	.	
5,412,438	5/1995	Bollé	.	

FOREIGN PATENT DOCUMENTS

2.049.430 3/1971 France .

Primary Examiner—Raphael Barkai
Attorney, Agent, or Firm—Carol W. Burton, Esq.; Gregg I. Anderson, Esq.; Holland & Hart LLP

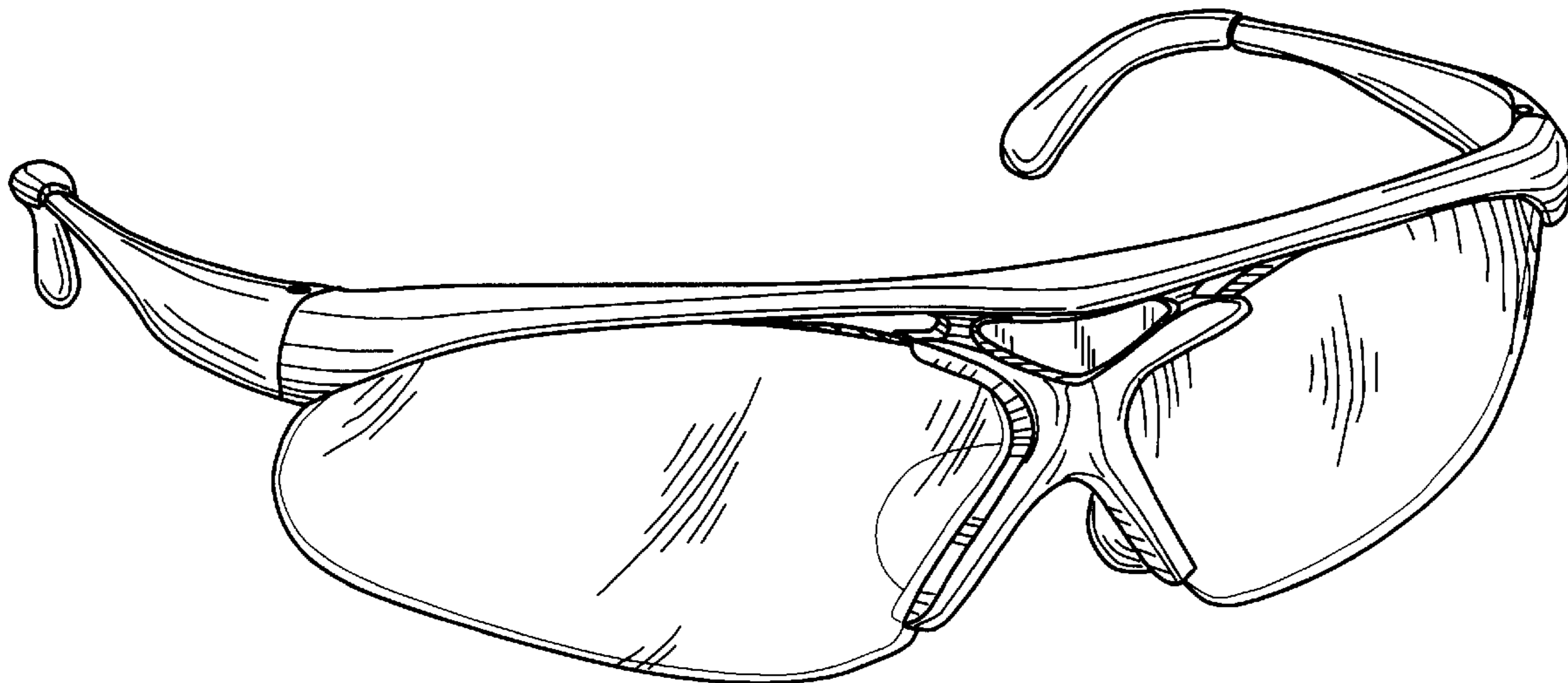
[57] **CLAIM**

The ornamental design for eyeglasses, as shown and described.

DESCRIPTION

FIG. 1 is a perspective view of eyeglasses showing my new design;
FIG. 2 is a front elevational view thereof;
FIG. 3 is a top view thereof;
FIG. 4 is a side elevational view, the opposite side being a mirror image thereof;
FIG. 5 is a bottom view thereof; and,
FIG. 6 is a rear elevational view thereof.

1 Claim, 3 Drawing Sheets



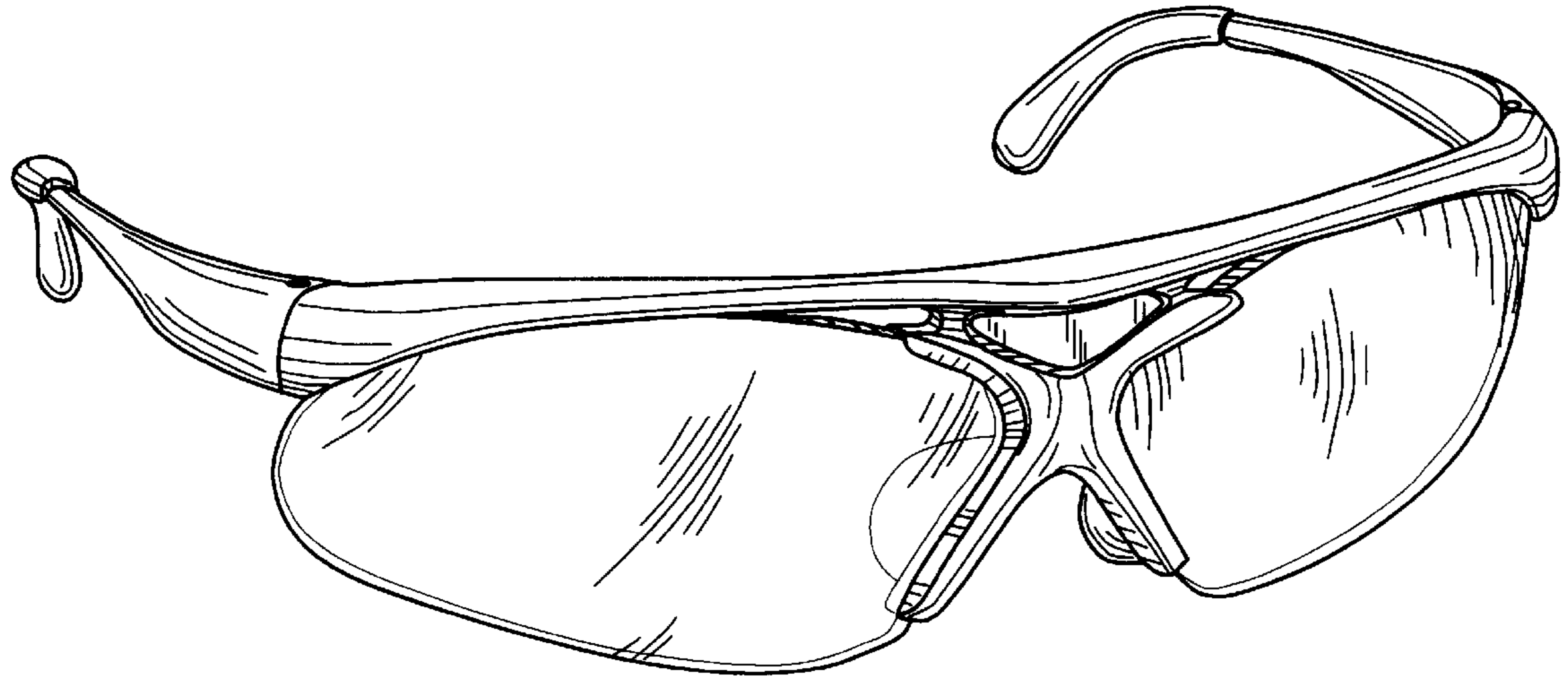


Fig. 1

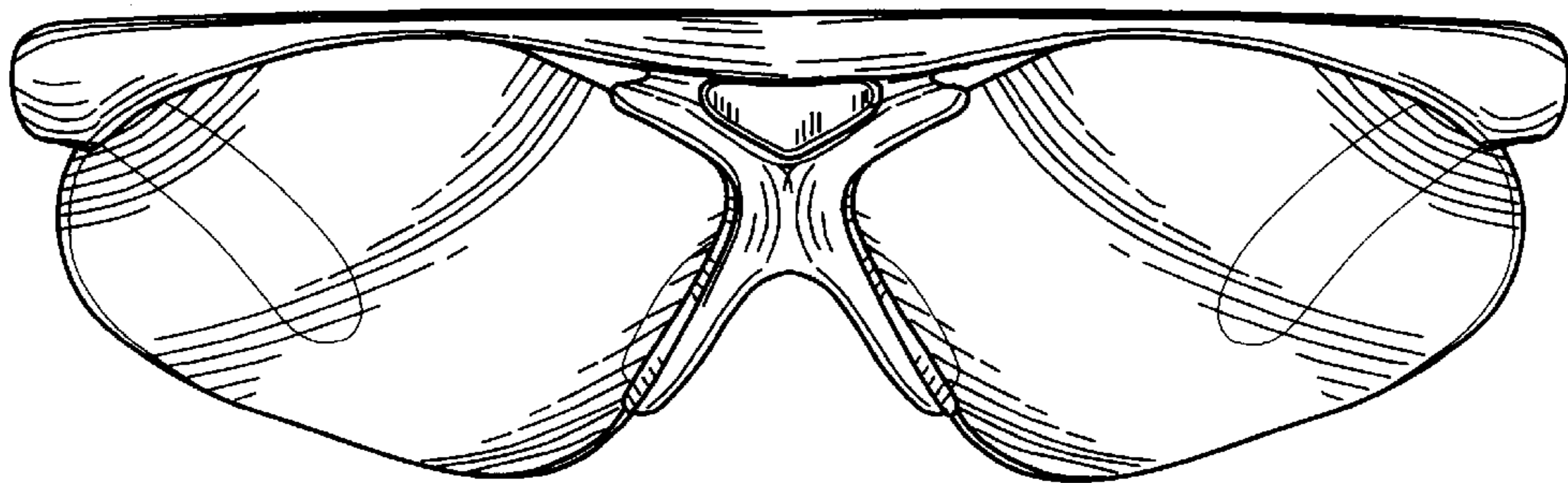


Fig. 2

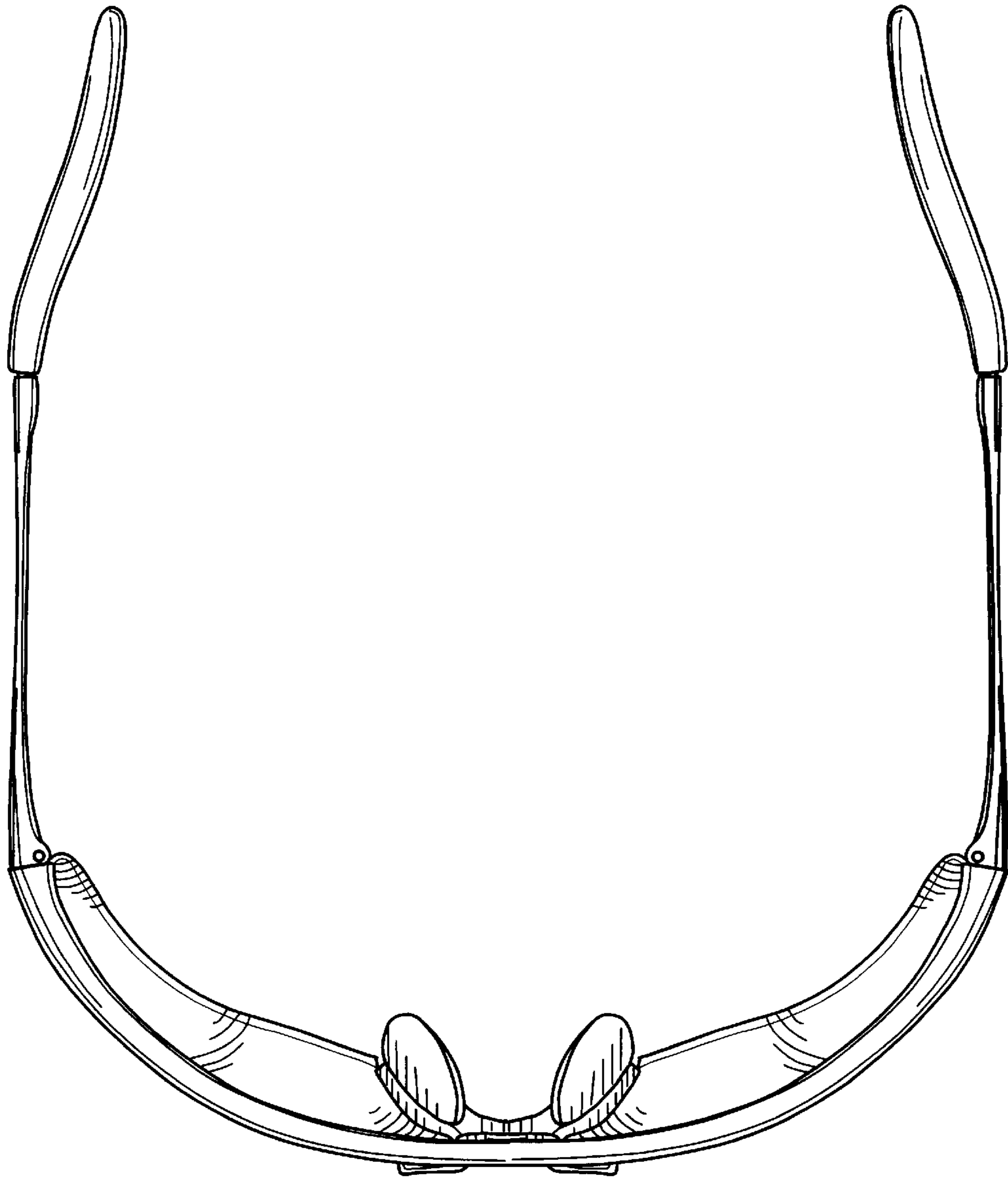


Fig. 3

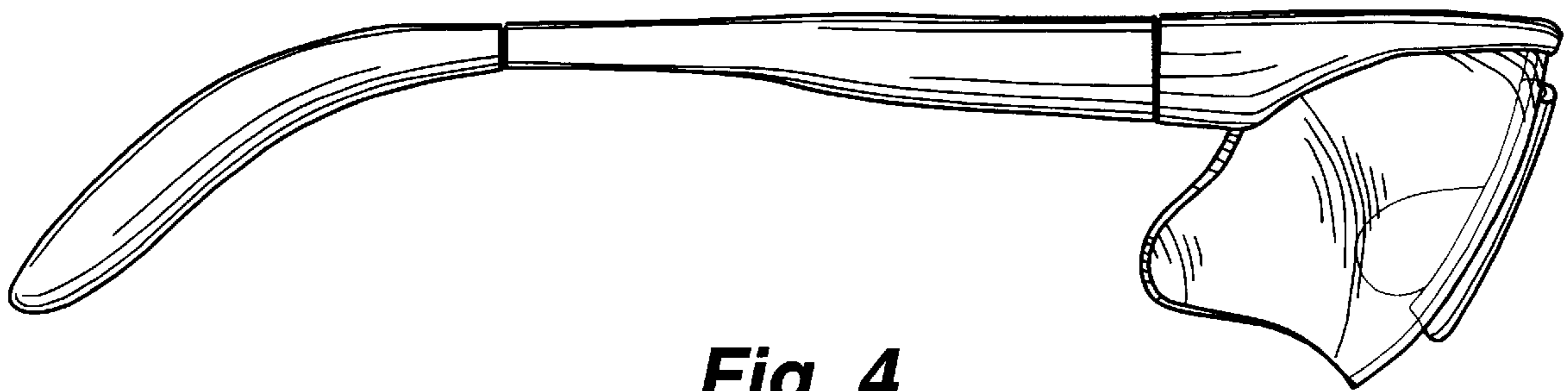


Fig. 4

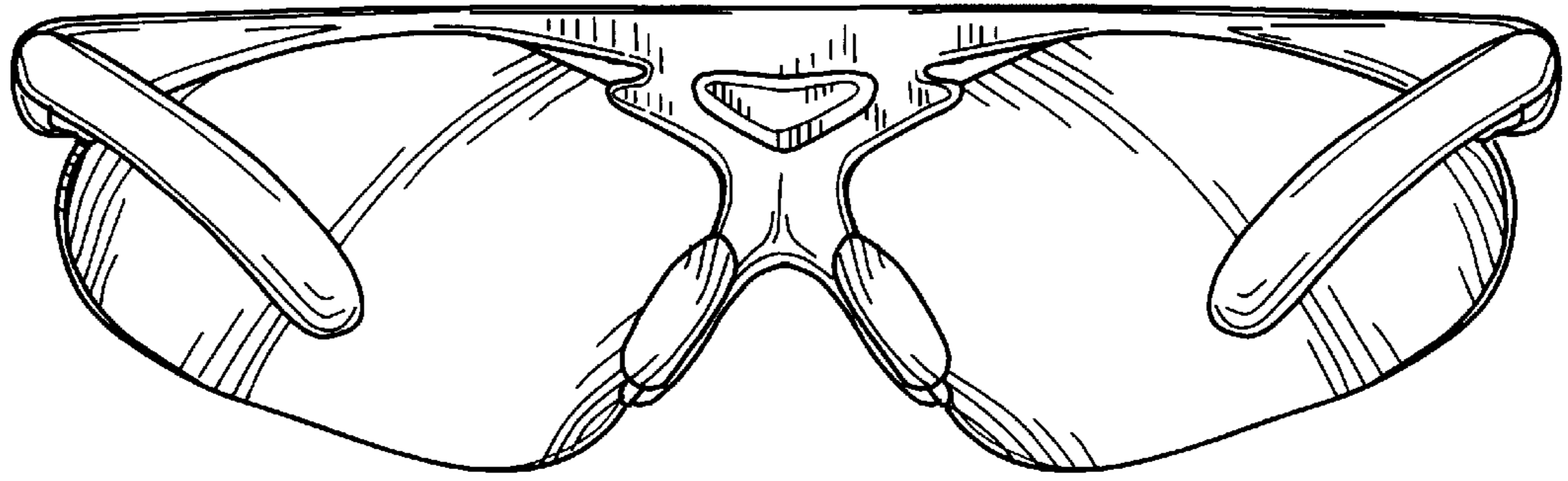


Fig. 6

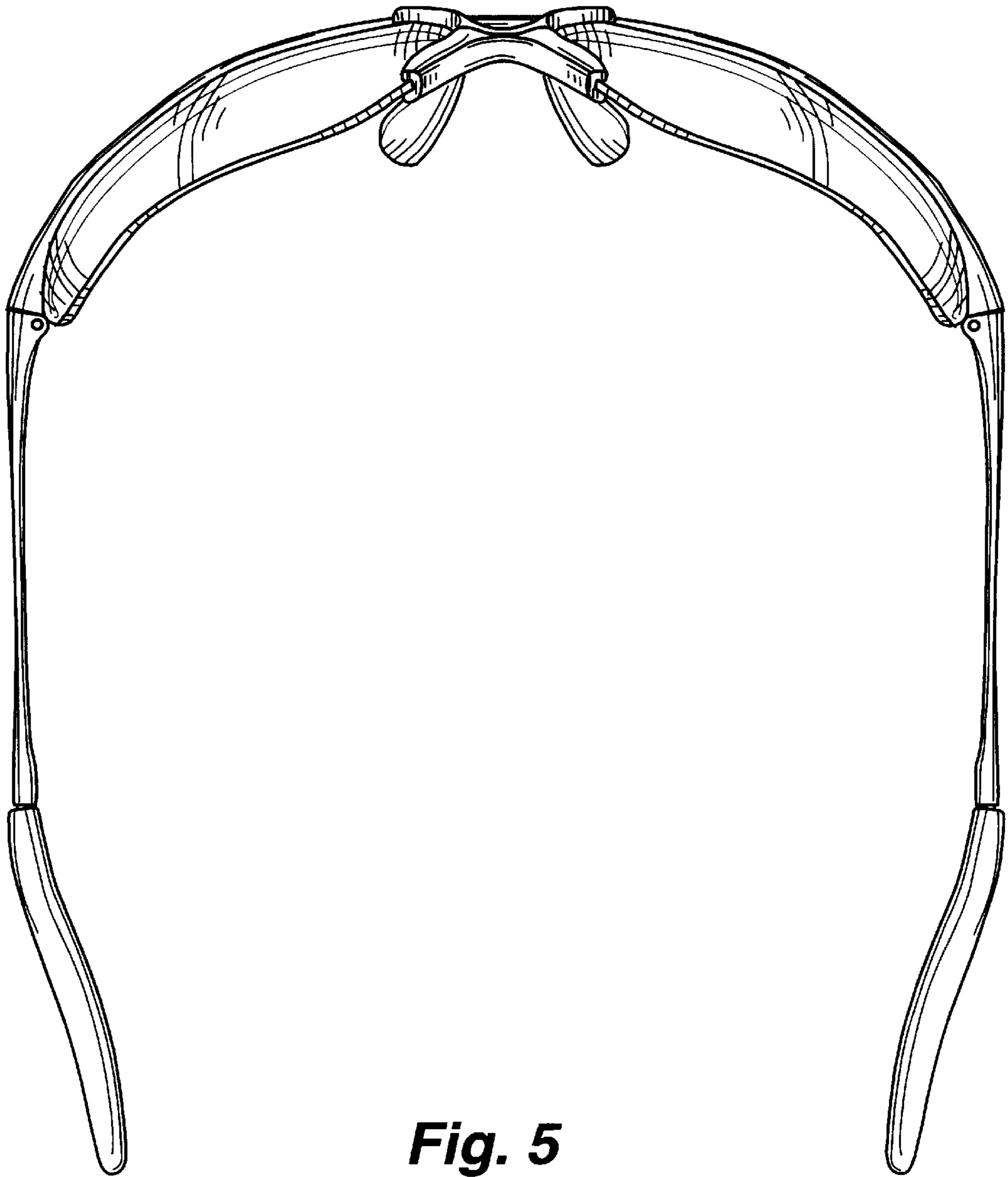


Fig. 5