



US00D398313S

United States Patent [19]

Allen

[11] Patent Number: **Des. 398,313**

[45] Date of Patent: ****Sep. 15, 1998**

[54] **BUSHING CLAMP AND PARKING STAND**

[75] Inventor: **Jimmie R. Allen**, Bloomfield, Ind.

[73] Assignee: **ABB Power T&D Company, Inc.**,
Raleigh, N.C.

[**] Term: **14 Years**

[21] Appl. No.: **66,810**

[22] Filed: **Feb. 21, 1997**

[51] **LOC (6) Cl.** **15-09**

[52] **U.S. Cl.** **D15/143**

[58] **Field of Search** D15/143; 165/76;
174/35 C, 37, 65 R; 248/68, 68.1, 74.2

[56] **References Cited**

U.S. PATENT DOCUMENTS

3,437,297	4/1969	Jirka et al.	248/68
4,098,326	7/1978	Waters	165/76
4,184,862	1/1980	Waters	165/76
5,170,008	12/1992	Evans et al.	174/35 C
5,209,440	5/1993	Walker	248/68.1
5,270,489	12/1993	Thibault	174/37

5,422,436	6/1995	Zachrai	174/65 R
5,458,303	10/1995	Ruckwardt	248/74.2
5,516,063	5/1996	Buckshaw et al.	284/68.1
5,615,850	4/1997	Cloninger	248/68.1

Primary Examiner—Antoine Duval Davis
Attorney, Agent, or Firm—Woodcock Washburn Kurtz
Mackiewicz & Norris, LLP

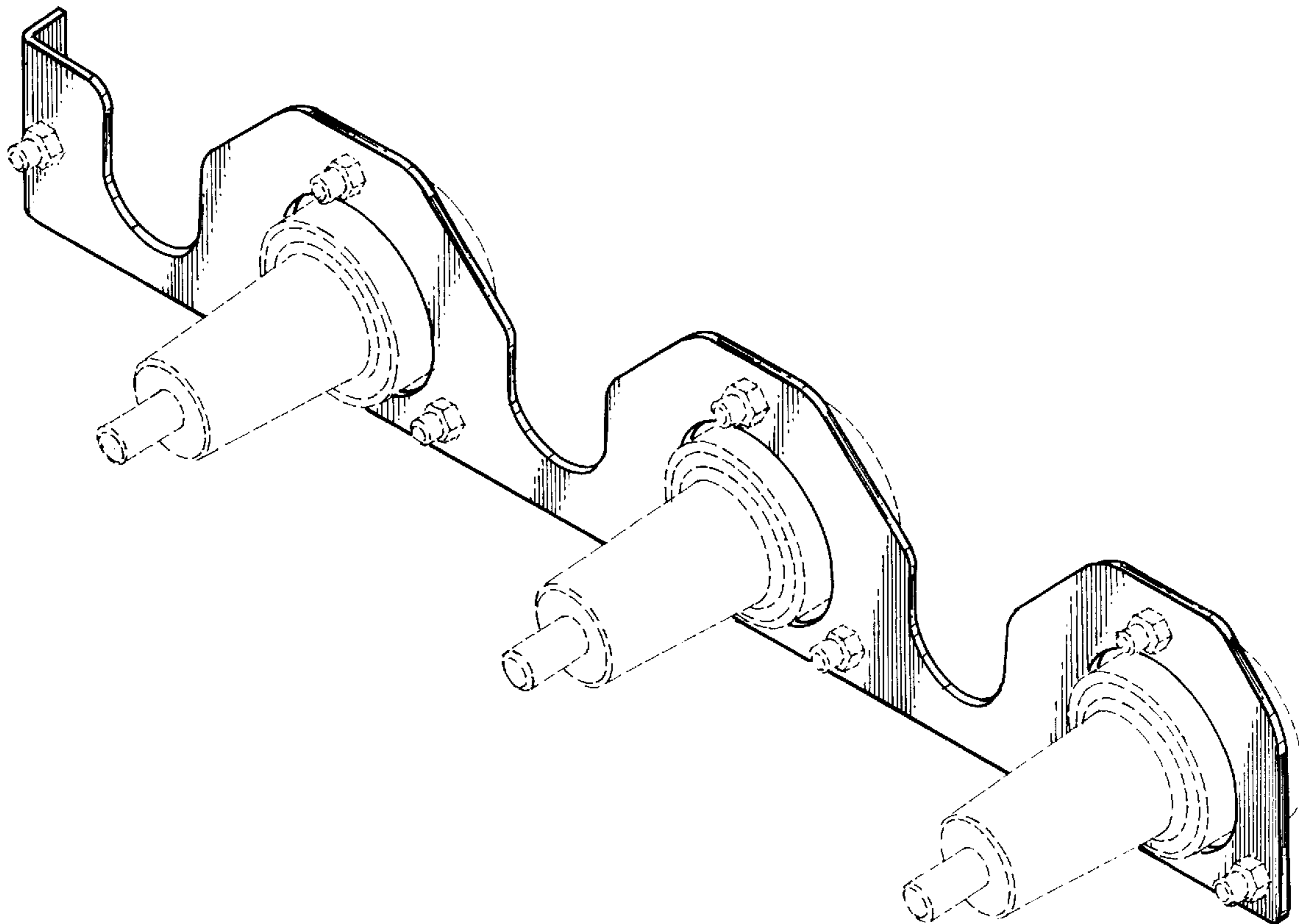
[57] **CLAIM**

The ornamental design for a bushing clamp and parking stand, as shown and described.

DESCRIPTION

FIG. 1 is a front perspective view of a multiple unit bushing clamp and parking stand;
FIG. 2 is a front elevation view thereof;
FIG. 3 is a back elevation view thereof;
FIG. 4 is a top plan view thereof;
FIG. 5 is a bottom plan view thereof;
FIG. 6 is a left side view thereof;
FIG. 7 is a right side view thereof; and,
FIG. 8 is a front perspective view of a single unit bushing clamp and parking stand.

1 Claim, 3 Drawing Sheets



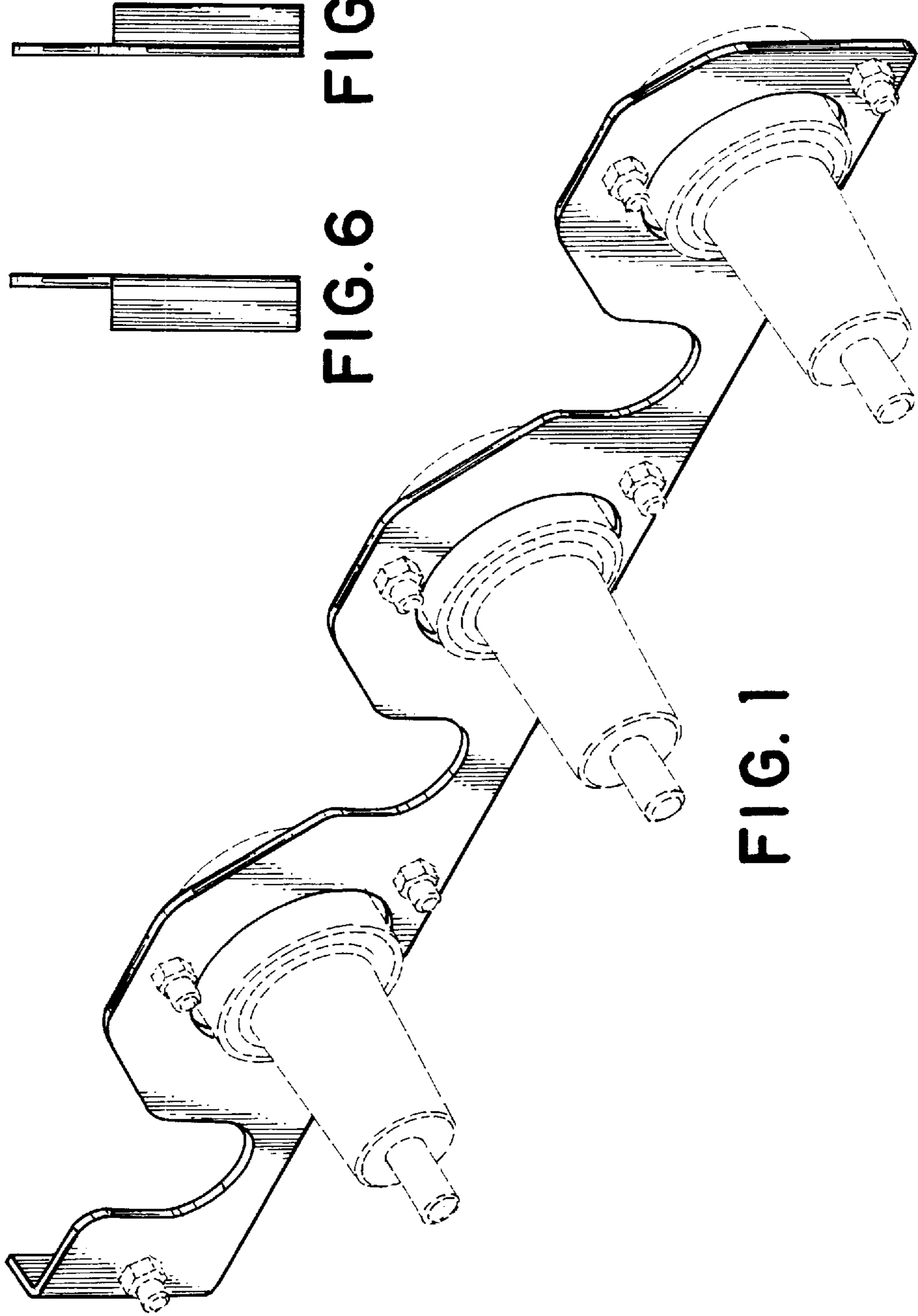


FIG. 6 FIG. 7

FIG. 1

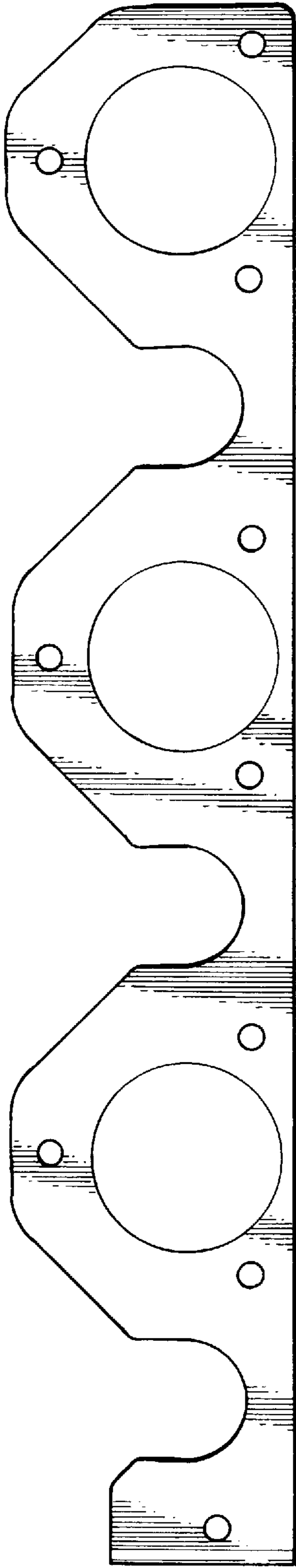


FIG. 2

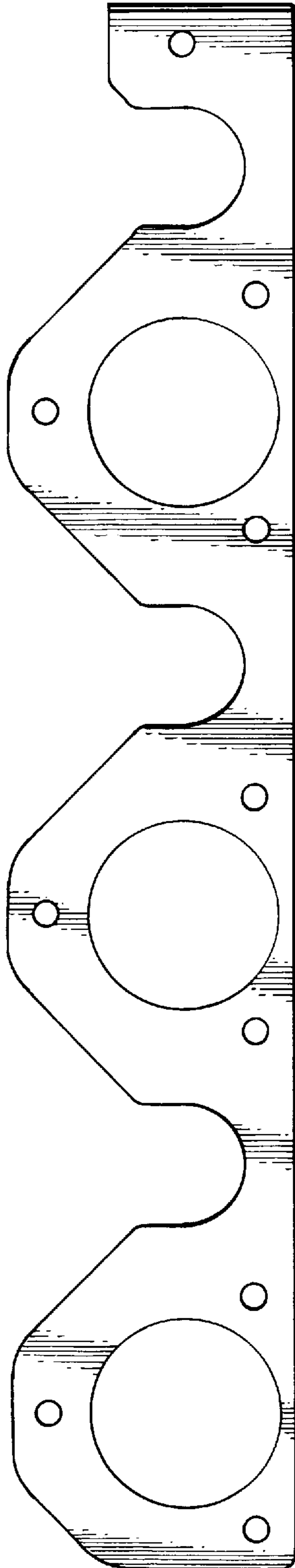


FIG. 3



FIG. 4



FIG. 5

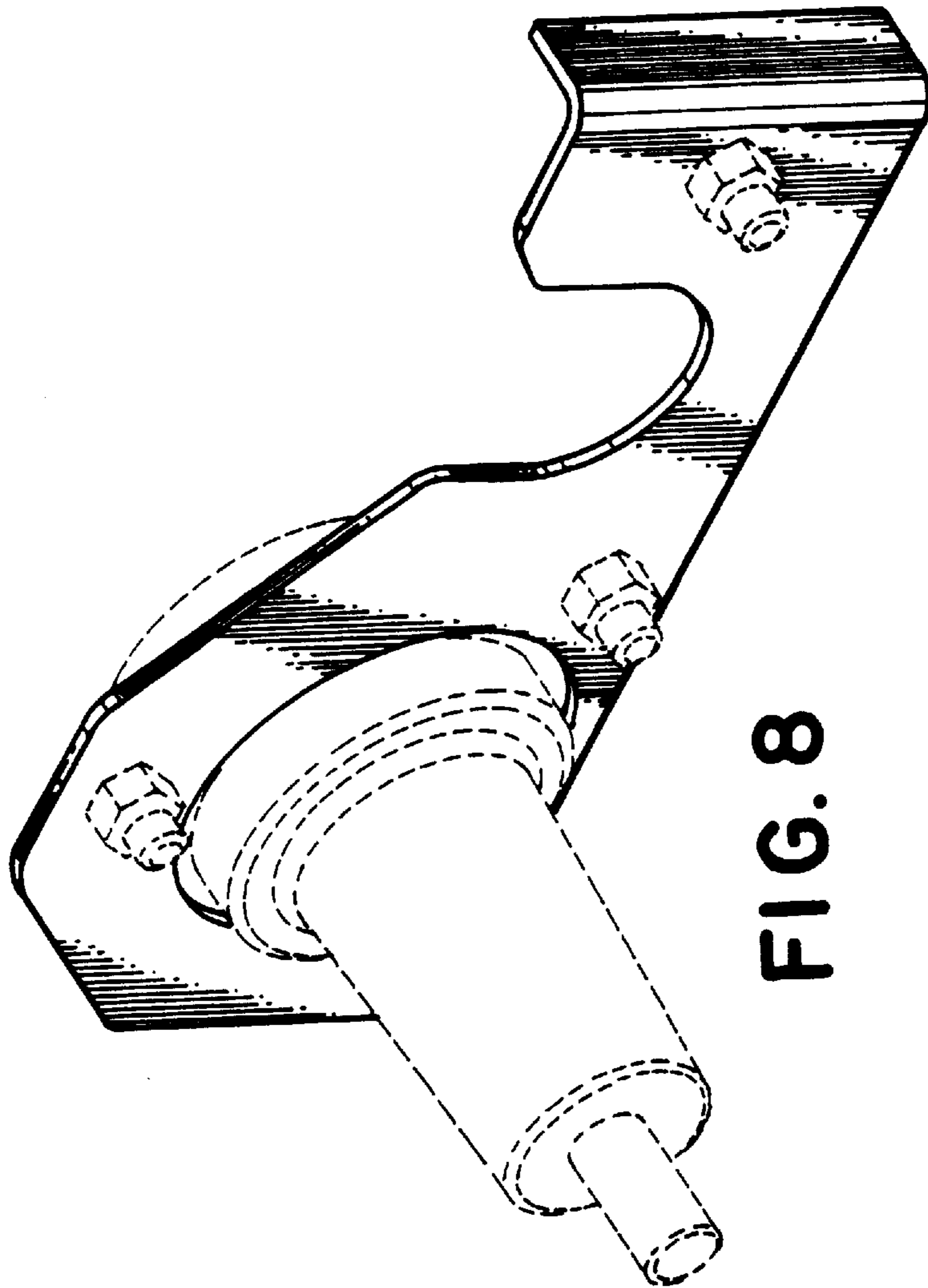


FIG. 8