



US00D398308S

United States Patent [19]

[11] Patent Number: Des. 398,308

Bedol

[45] Date of Patent: **Sep. 15, 1998

[54] DIGITAL SOUND RECORDER

D. 313,996 1/1991 Mitsuse D14/165
D. 343,187 1/1994 Webb et al. D18/2 X
5,093,760 3/1992 Bedol D19/36 X

[76] Inventor: Mark A. Bedol, P.O. Box 1268,
Claremont, Calif. 91711

[**] Term: 14 Years

Primary Examiner—Ted Shooman
Assistant Examiner—Nanda Bondade

[21] Appl. No.: 66,740

[57] CLAIM

[22] Filed: Feb. 19, 1997

The ornamental design for a digital sound recorder, as shown and described.

[51] LOC (6) Cl. 14-01

DESCRIPTION

[52] U.S. Cl. D14/167; D19/65

[58] Field of Search D14/124, 160-168,
D14/170, 188, 189, 193-198, 257, 260,
299; D18/2; D19/37, 65; 24/67.9; 455/344,
347-351

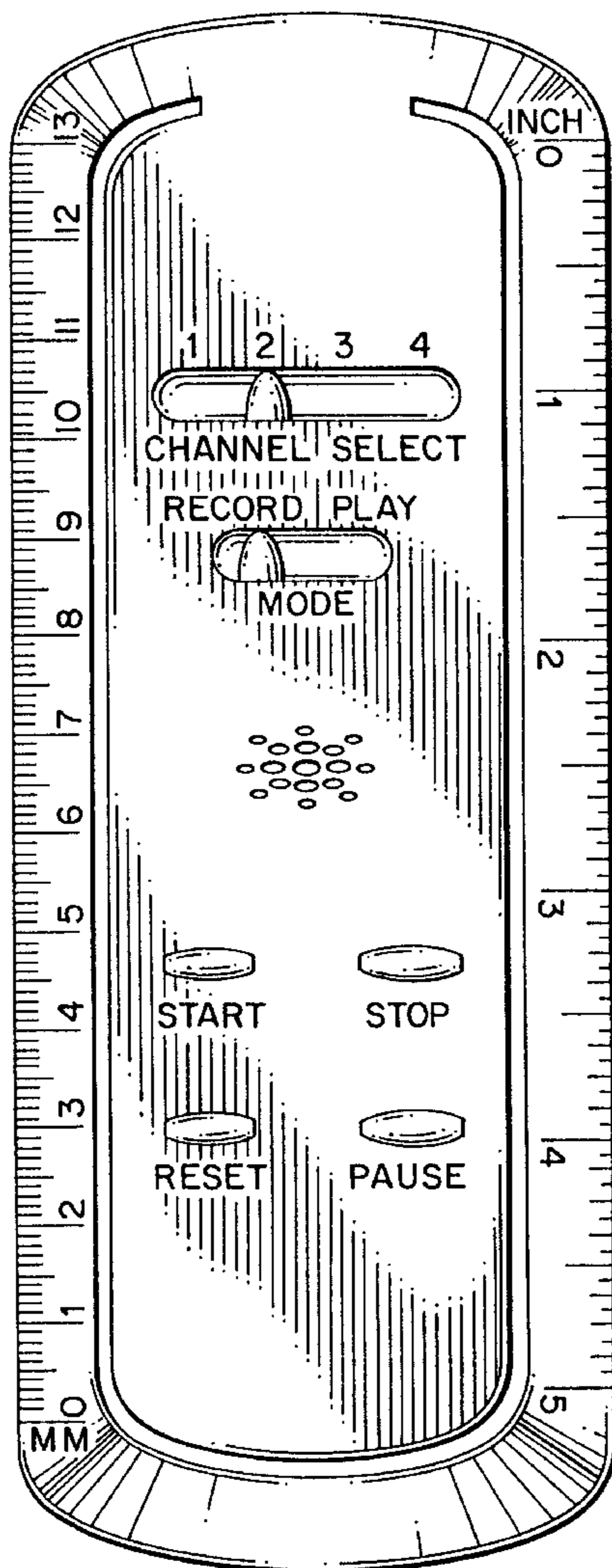
FIG. 1 is a front elevational view of a digital sound recorder showing my new design;
FIG. 2 is a left side view thereof;
FIG. 3 is a right side view thereof;
FIG. 4 is a top view thereof;
FIG. 5 is a bottom view thereof; and,
FIG. 6 is a rear elevation view thereof.

[56] References Cited

U.S. PATENT DOCUMENTS

D. 290,701 7/1987 Hamada et al. D14/198
D. 301,715 6/1989 Camens D14/198 X

1 Claim, 2 Drawing Sheets



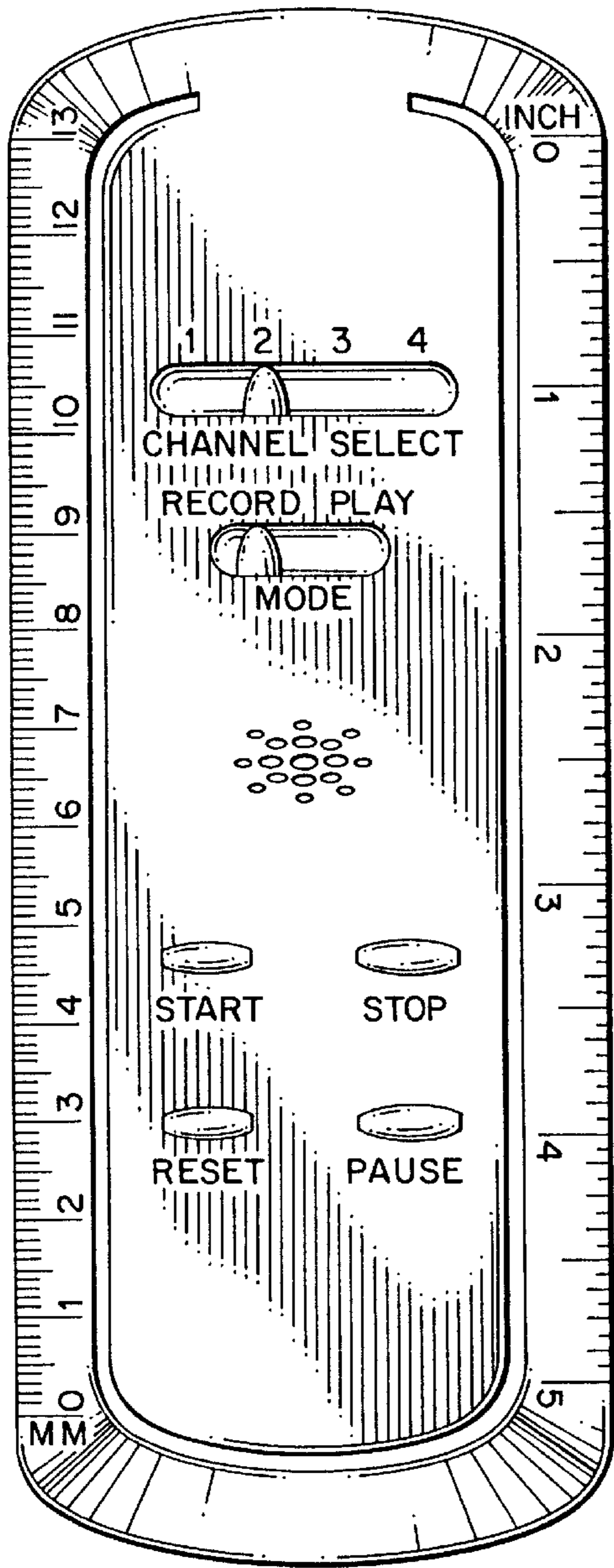


FIG. 1

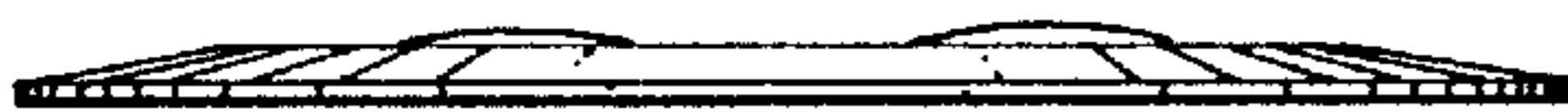


FIG. 4



FIG. 2



FIG. 3




FIG. 5

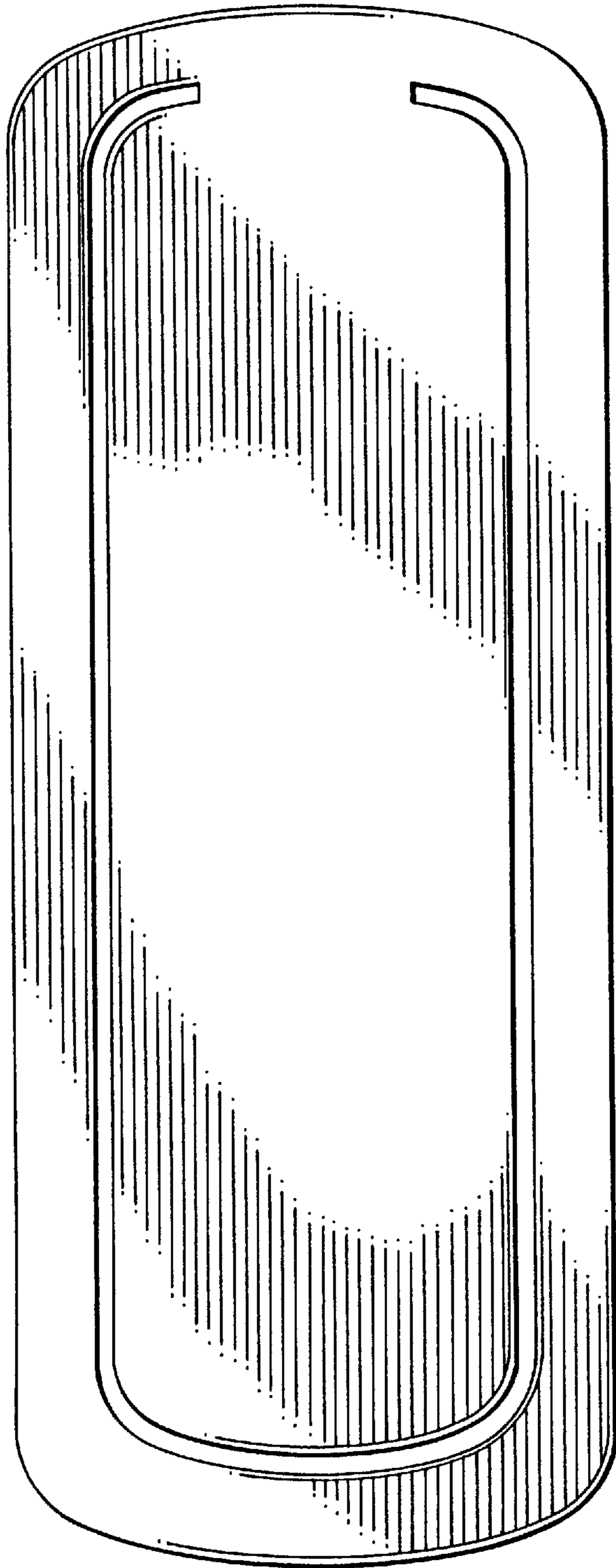


FIG. 6