



US00D398303S

# United States Patent [19] Greger

[11] **Patent Number: Des. 398,303**

[45] **Date of Patent: \*\*Sep. 15, 1998**

[54] **TRANSMITTER FOR A BABY MONITOR**

5,210,532 5/1993 Knoedler et al. .... 455/347 X  
5,512,880 4/1996 Abrams et al. .... 340/573

[75] Inventor: **Jeff G. Greger**, Lititz, Pa.

### OTHER PUBLICATIONS

[73] Assignee: **Graco Children's Products Inc.**,  
Elverson, Pa.

Service Merchandise catalog p. 593., baby monitors at top right, 1996/97.

[\*\*] Term: **14 Years**

Best catalog, p. 440, baby monitors at top of page, 1992/93.

[21] Appl. No.: **62,969**

*Primary Examiner*—Jeffrey Asch  
*Attorney, Agent, or Firm*—Richard B. O'Planick; Stacy J. Sidle

[22] Filed: **Oct. 25, 1996**

[51] **LOC (6) Cl.** ..... **14-03**

### [57] CLAIM

[52] **U.S. Cl.** ..... **D14/137; D10/104; D14/159**

The ornamental design for a transmitter for a baby monitor, as shown and described.

[58] **Field of Search** ..... D10/104, 106;  
D14/137, 140, 142, 149, 155, 159, 188,  
196, 198; 455/90, 347, 128, 91, 95, 130;  
340/571-573, 691, 693, 565, 566, 540;  
379/419, 420, 428, 440

### DESCRIPTION

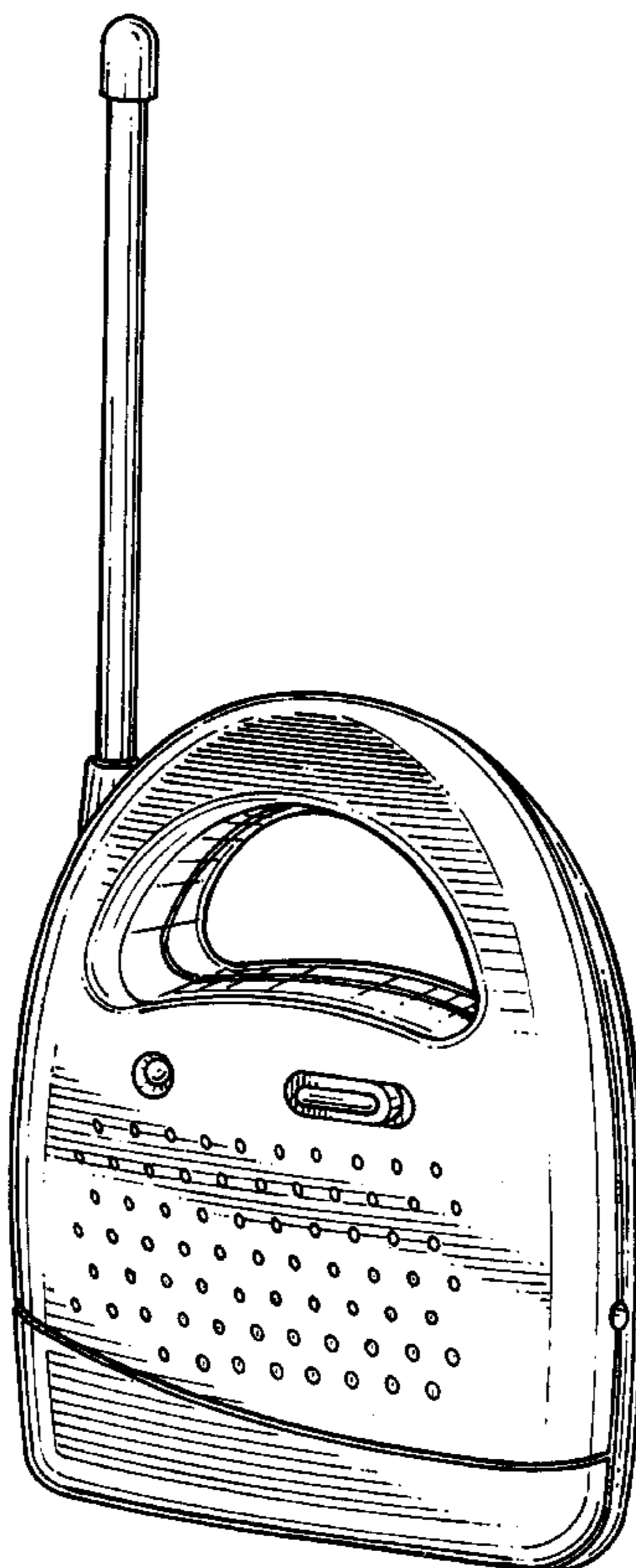
### [56] References Cited

#### U.S. PATENT DOCUMENTS

D. 321,882	11/1991	Huei	.....	D4/196
D. 323,826	2/1992	Suzuki et al.	.....	D14/137
D. 347,218	5/1994	Shuler	.....	D14/159
D. 348,879	7/1994	Shuler	.....	D14/194 X
D. 363,484	10/1995	Klitsner et al.	.....	D14/198 X
D. 371,781	7/1996	Nowak et al.	.....	D14/137
D. 376,764	12/1996	Barnes	.....	D14/159 X
D. 376,765	12/1996	Barnes	.....	D10/104
D. 376,991	12/1996	Freese et al.	.....	D10/104
D. 377,457	1/1997	Arney et al.	.....	D10/104

FIG. 1 is a perspective view of the transmitter for a baby monitor;  
FIG. 2 is a front view of the transmitter for a baby monitor;  
FIG. 3 is a back view of the transmitter for a baby monitor;  
FIG. 4 is a left side view of the transmitter for a baby monitor;  
FIG. 5 is a right side view of the transmitter for a baby monitor;  
FIG. 6 is a top side view of the transmitter for a baby monitor; and,  
FIG. 7 is a bottom side view of the transmitter for a baby monitor.

**1 Claim, 5 Drawing Sheets**



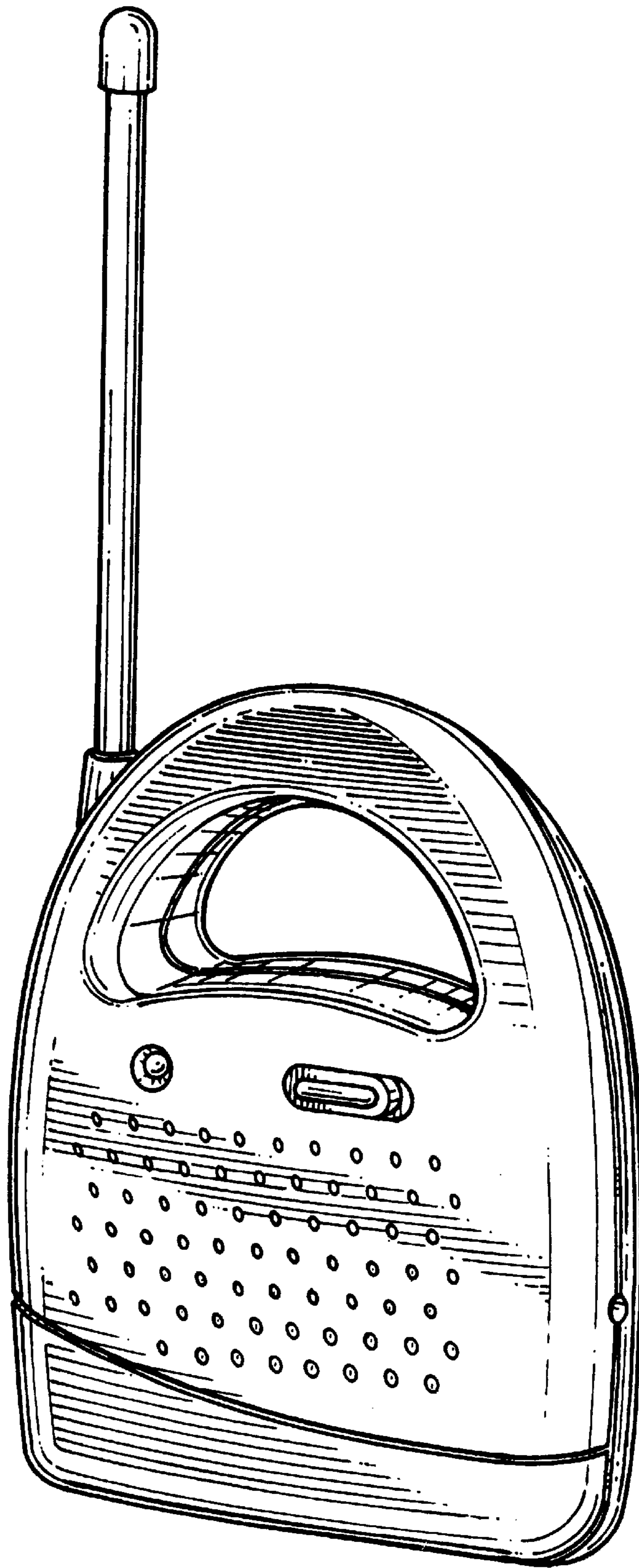


FIG. 1

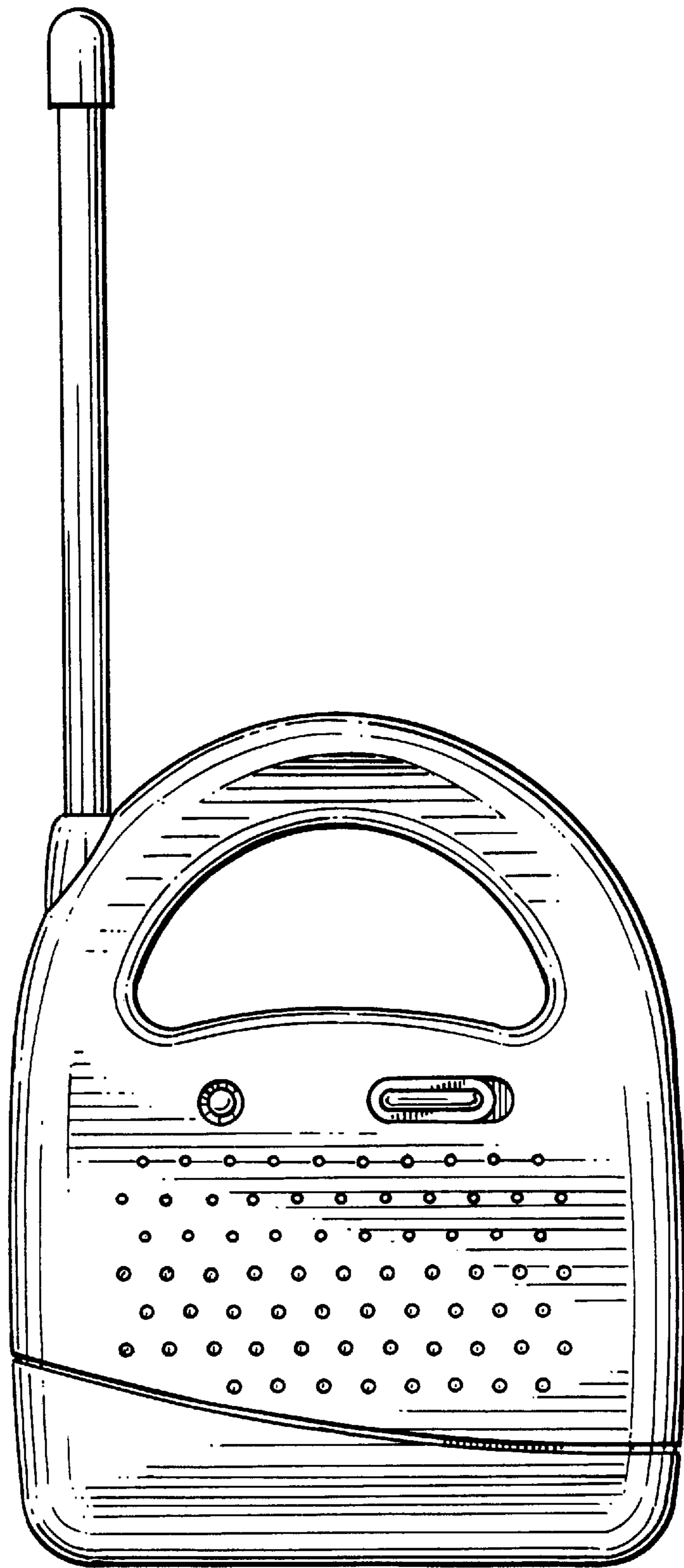


FIG. 2

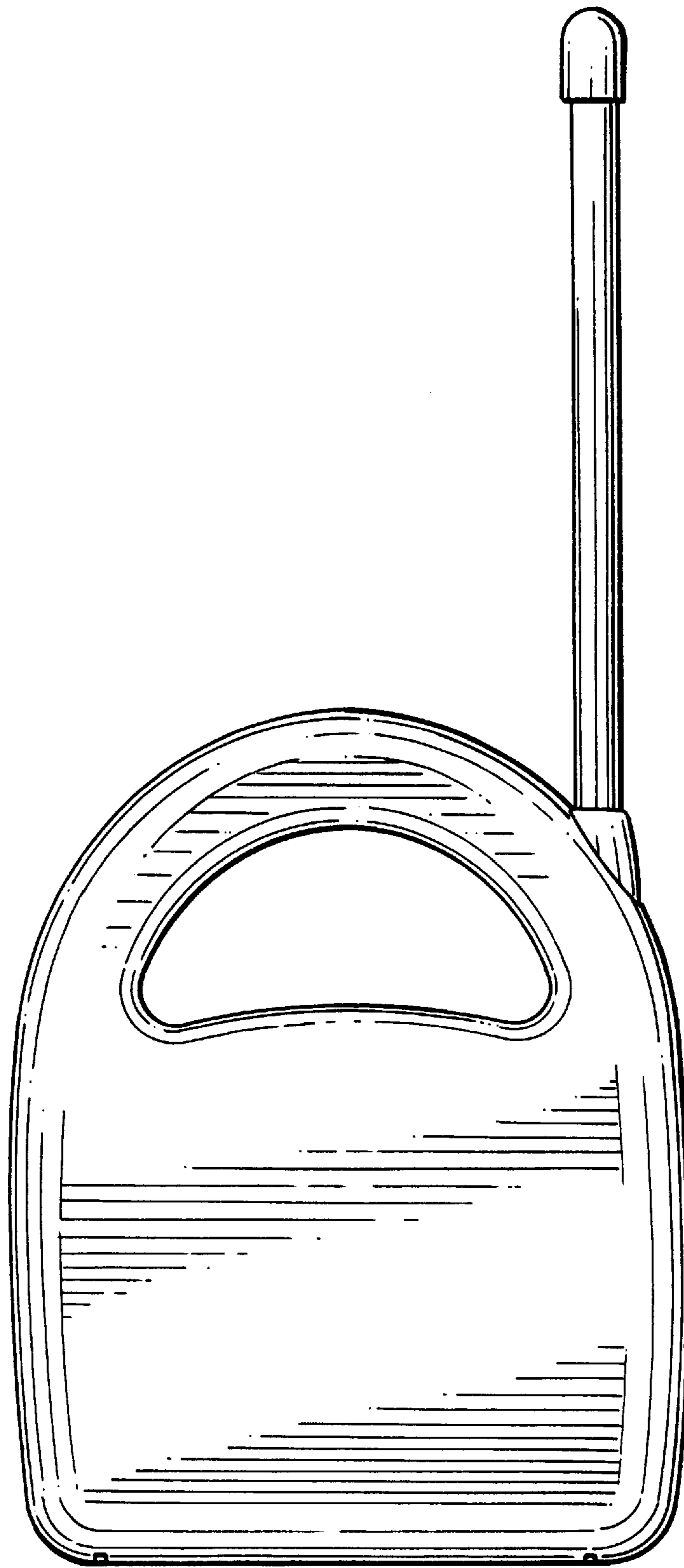


FIG. 3

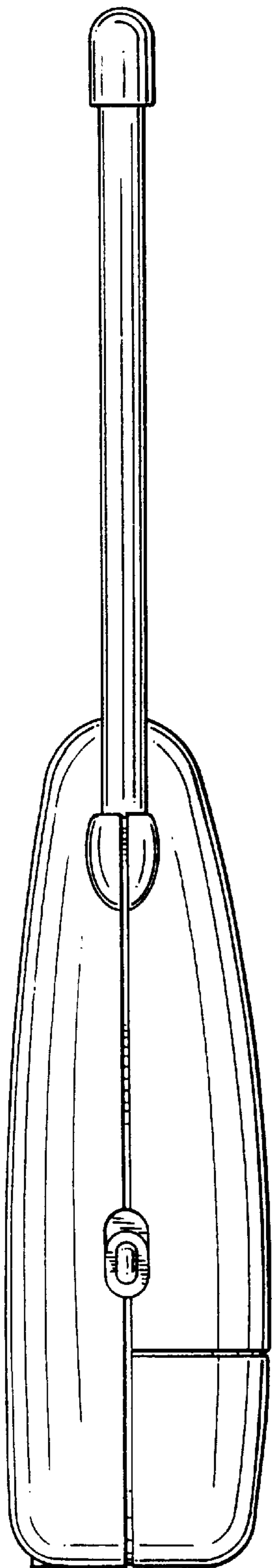


FIG. 5

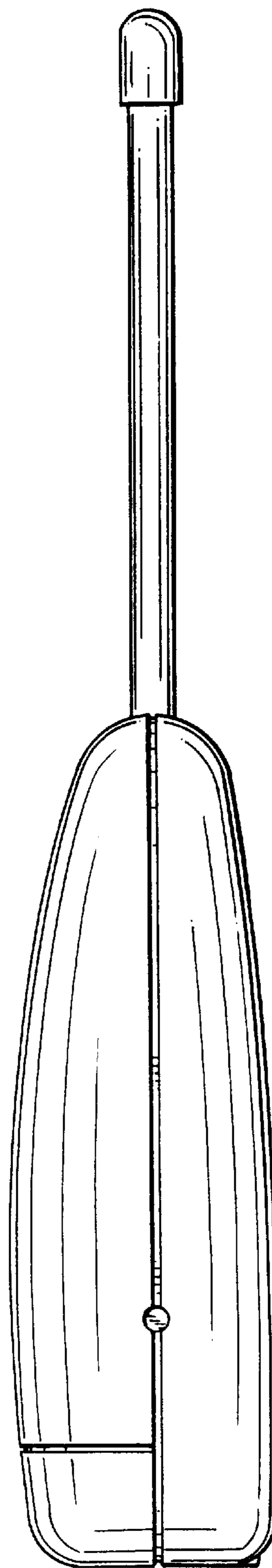


FIG. 4

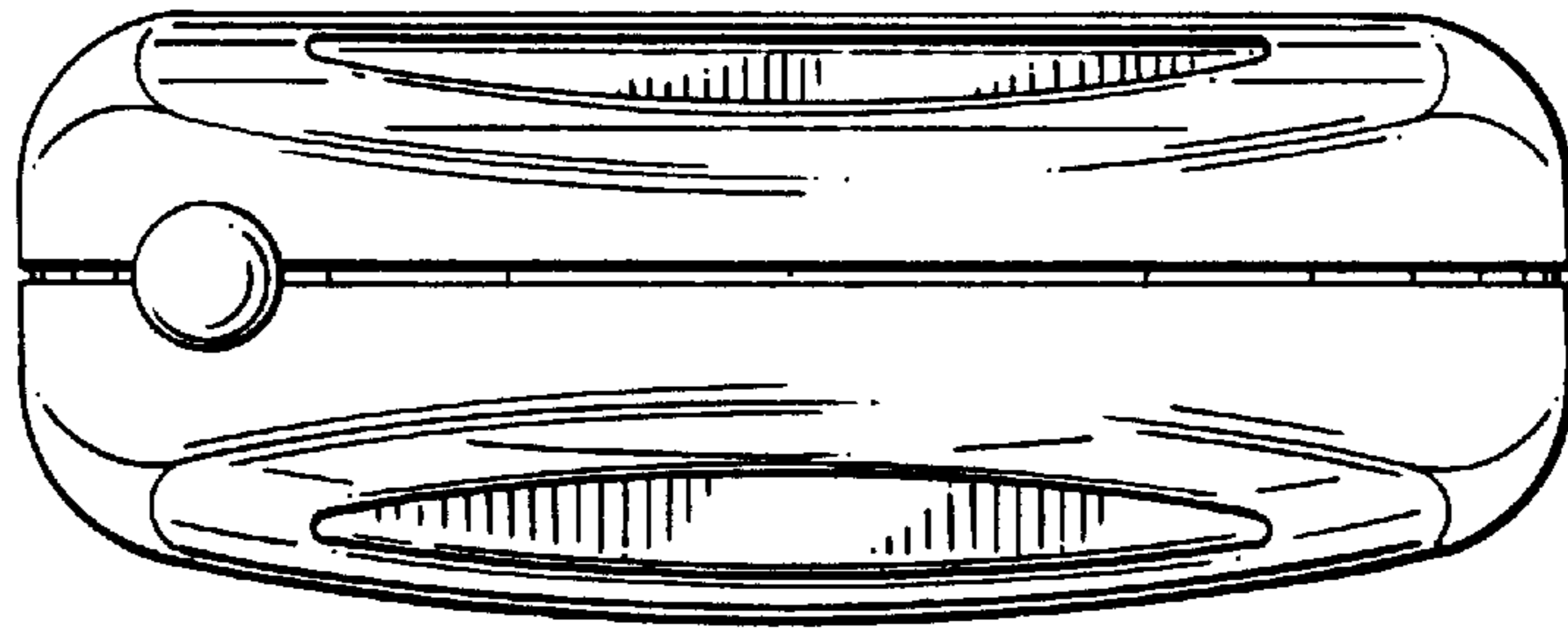


FIG. 6

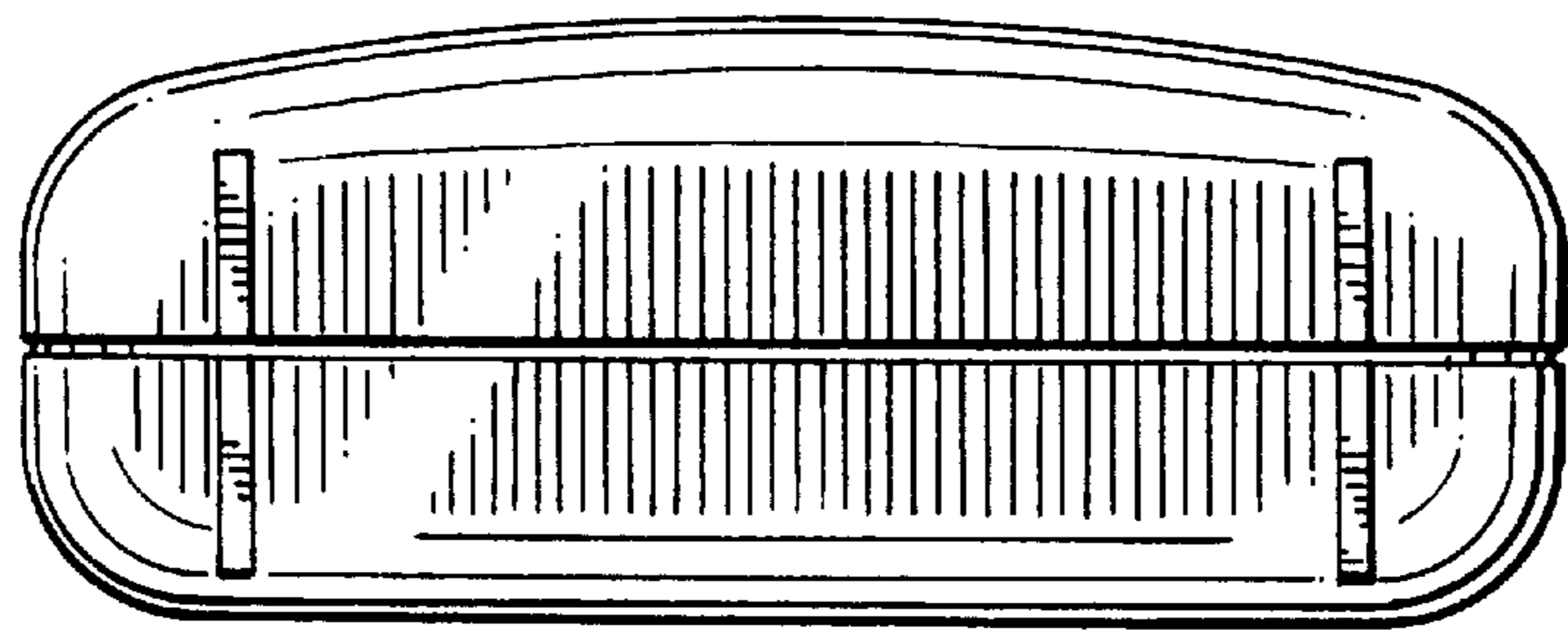


FIG. 7