



US00D398292S

United States Patent [19] Matsumoto

[11] **Patent Number: Des. 398,292**
[45] **Date of Patent: **Sep. 15, 1998**

[54] **PORTABLE CHARACTER/IMAGE EDITING UNIT**

4,806,978 2/1989 Nakatani et al. 399/185

[75] Inventor: **Jun Matsumoto**, Machida, Japan

[73] Assignee: **Kabushiki Kaisha Toshiba**, Kawasaki, Japan

[**] Term: **14 Years**

[21] Appl. No.: **61,745**

[22] Filed: **Oct. 30, 1996**

[30] **Foreign Application Priority Data**

Jun. 24, 1996 [JP] Japan 8-18402

[51] **LOC (6) Cl.** **14-02**

[52] **U.S. Cl.** **D14/107**

[58] **Field of Search** D14/100, 105, D14/107, 113, 114, 115; D19/52, 59, 60, 62; 345/104, 156, 173, 901, 905; 364/708.1, 709.04; 178/18, 19; 355/75, 81, 40; 399/81, 83, 185; 358/300

[56] **References Cited**

U.S. PATENT DOCUMENTS

- D. 355,165 2/1995 Sakaguchi et al. D14/100
- D. 363,474 10/1995 Shima et al. D14/106
- D. 364,389 11/1995 Shimizu D14/100
- D. 370,207 5/1996 Grewe et al. D14/100
- 4,734,789 3/1988 Smith et al. 358/300

FOREIGN PATENT DOCUMENTS

- 791885 7/1990 Japan .
- 909364 10/1994 Japan .
- 917176 1/1995 Japan .

Primary Examiner—Freda Nunn
Attorney, Agent, or Firm—Banner & Witcoff Ltd.

[57] **CLAIM**

The ornamental design for a portable character/image editing unit, as shown and described.

DESCRIPTION

FIG. 1 is a top perspective view of a portable character/image editing unit showing my new design; FIG. 2 is a top plan view thereof; FIG. 3 is a top end elevational view thereof; FIG. 4 is a bottom end elevational view thereof; FIG. 5 is a left side elevational view thereof; FIG. 6 is a right side elevational view thereof; FIG. 7 is a bottom plan view thereof; FIG. 8 is a top plan view thereof shown in the folded state; FIG. 9 is a right side elevational view thereof; FIG. 10 is a top end elevational view thereof; FIG. 11 is a bottom end elevational view thereof; and, FIG. 12 is a top bottom end and left side perspective view thereof showing a pen storage section in a withdrawn state.

1 Claim, 2 Drawing Sheets

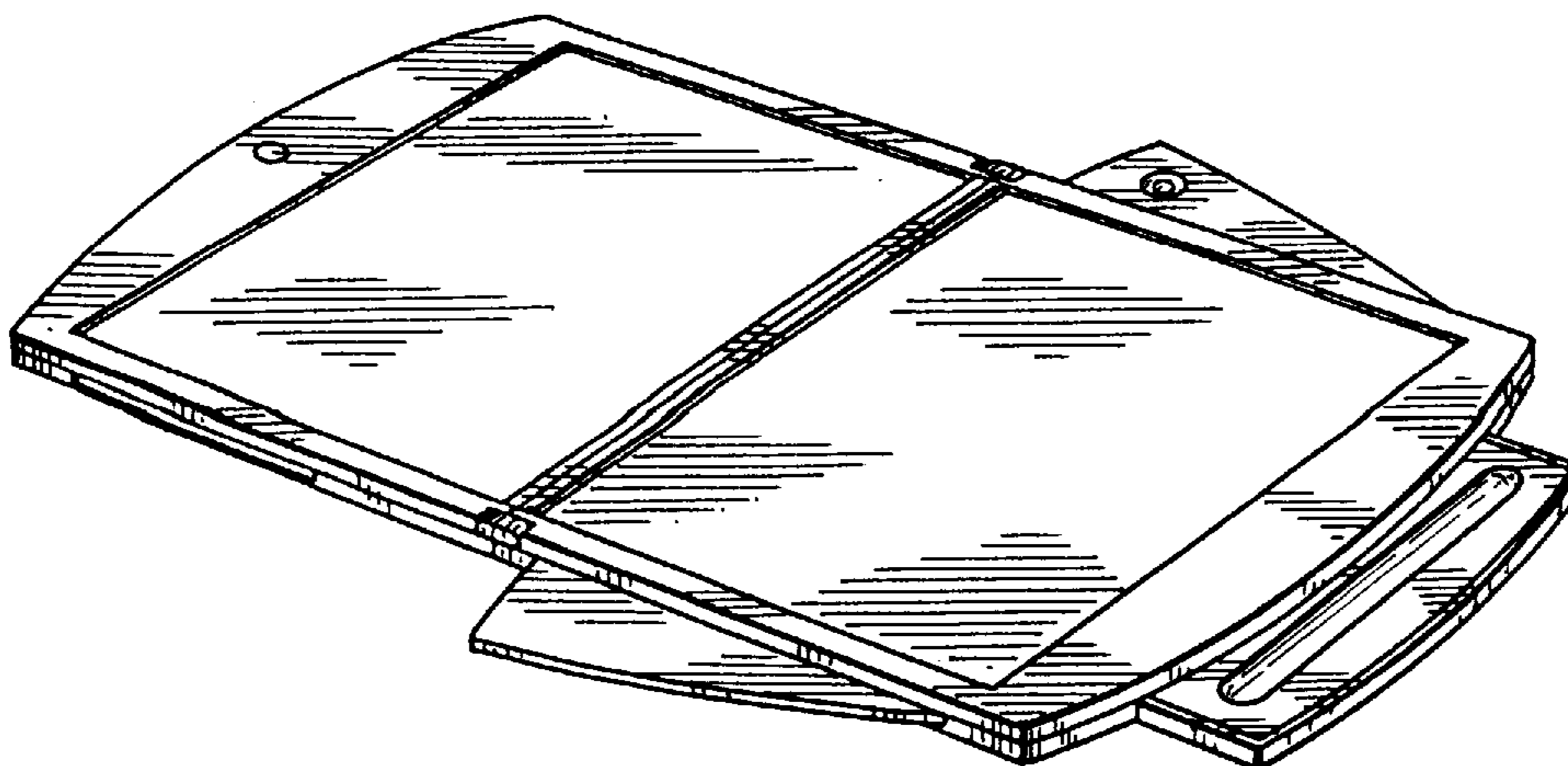


FIG. 1

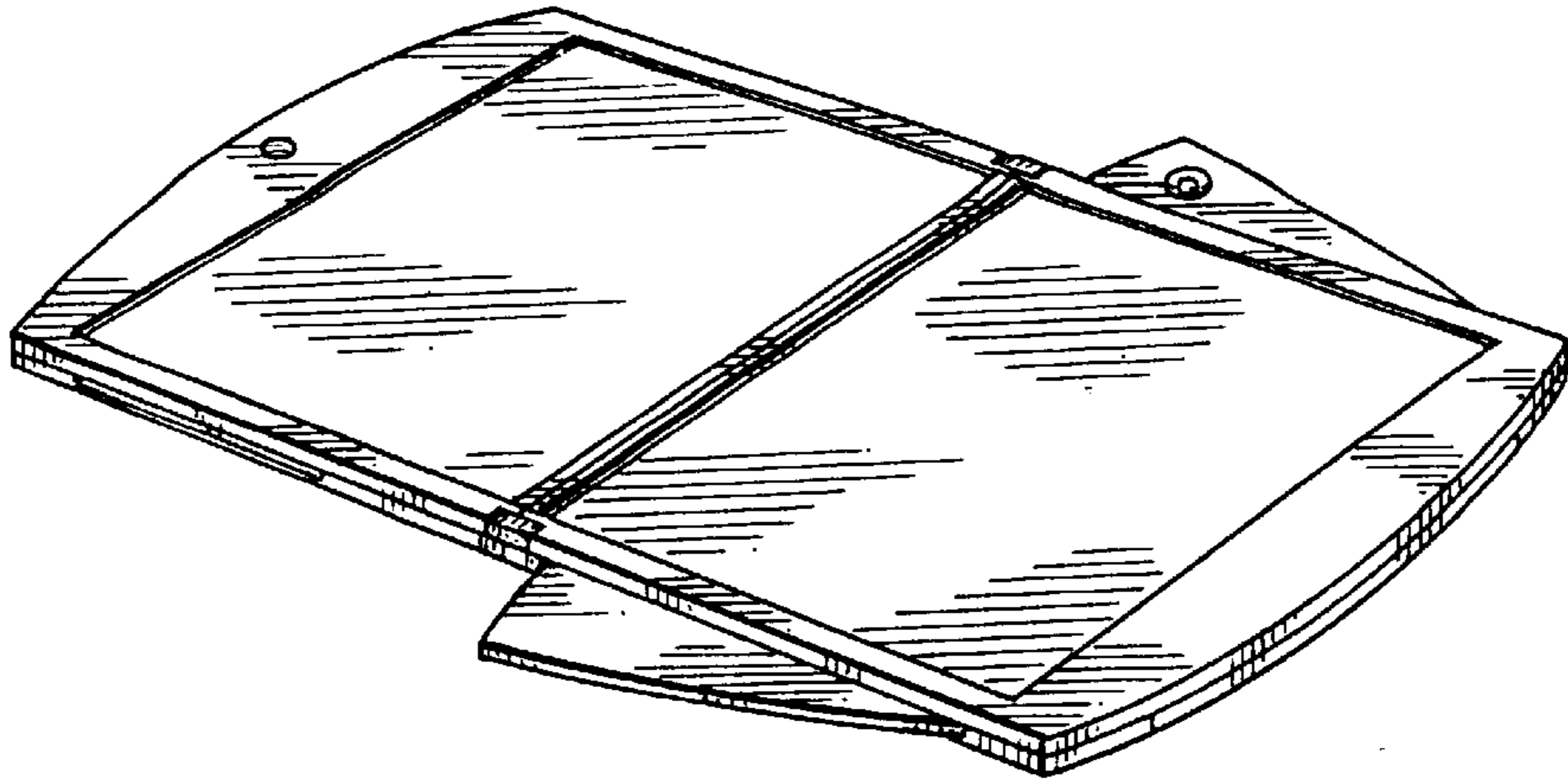


FIG. 3

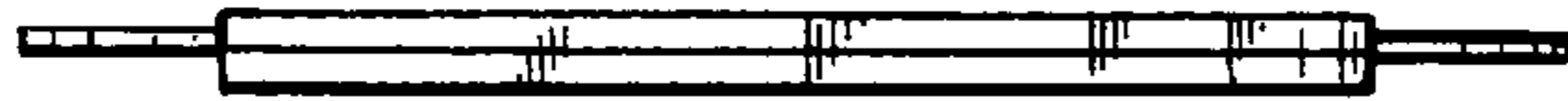


FIG. 5



FIG. 2

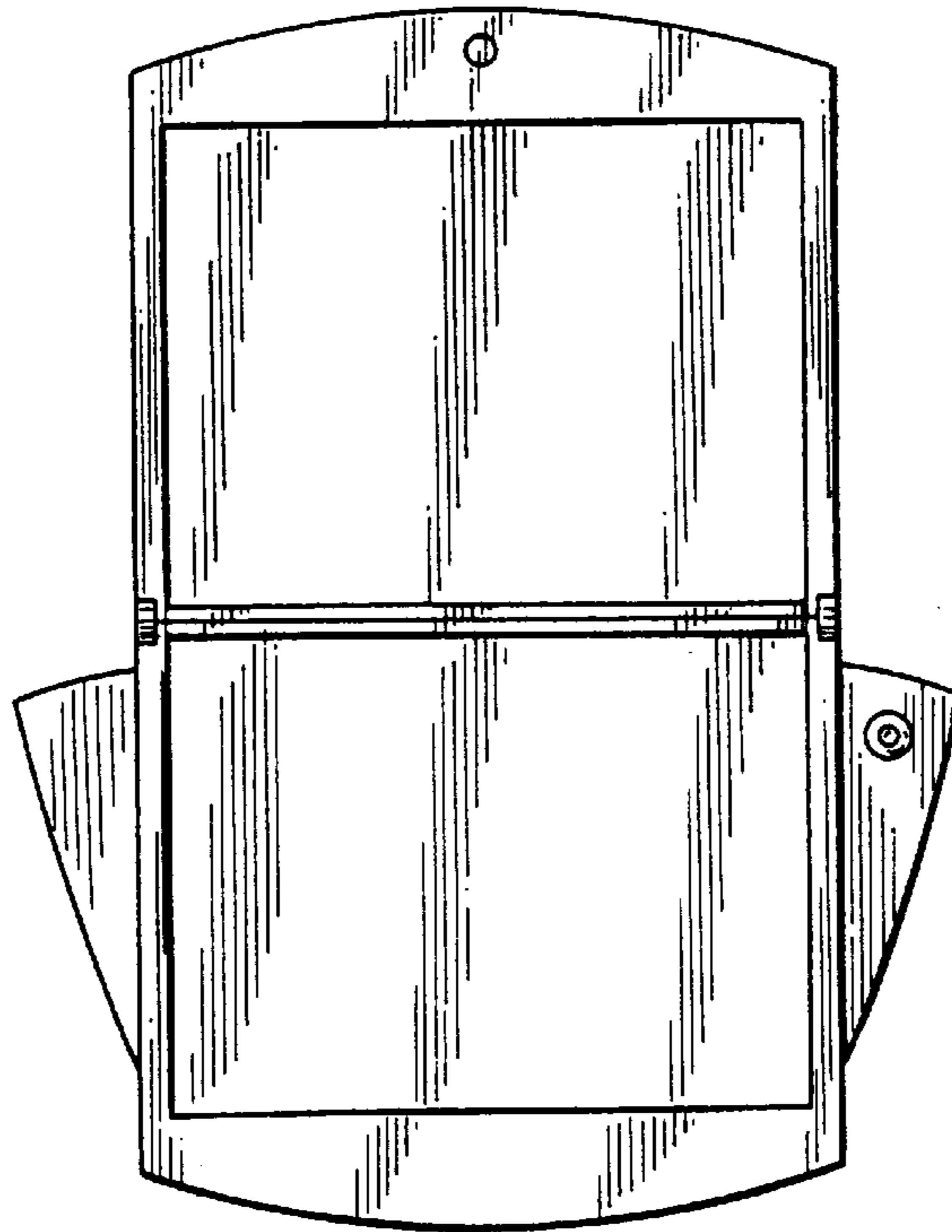


FIG. 6



FIG. 4



FIG. 7

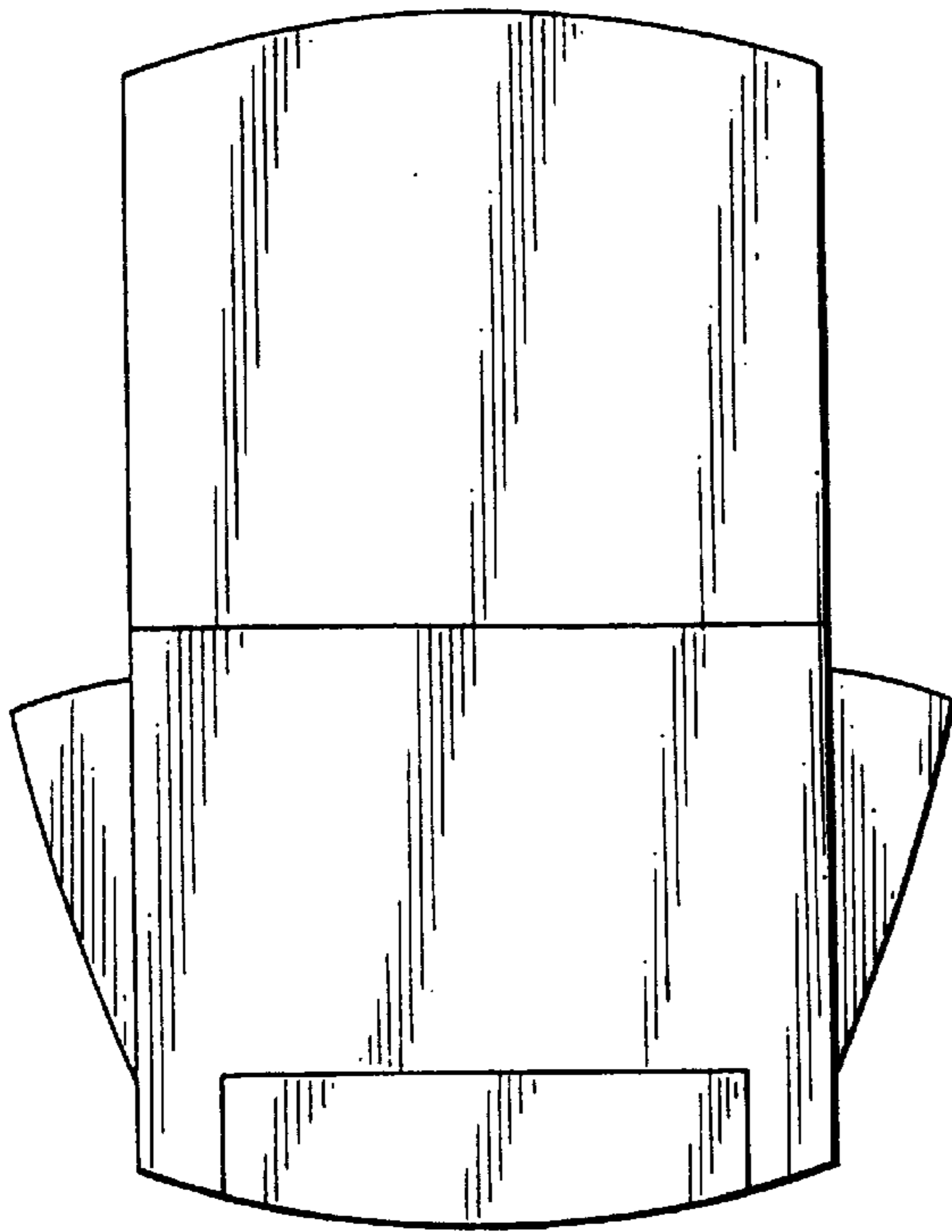


FIG. 8

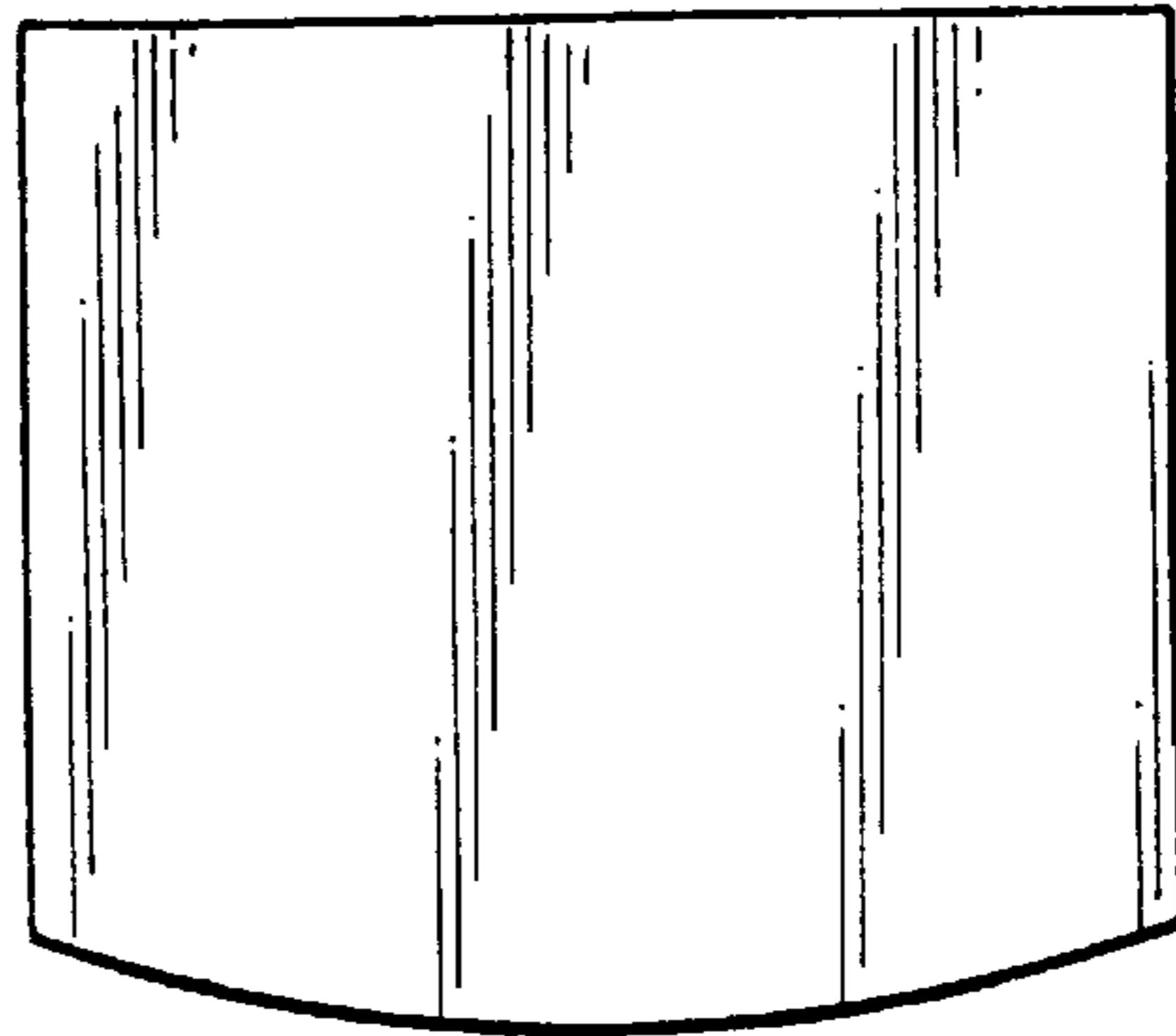


FIG. 9



FIG. 10




FIG. 11




FIG. 12

