



US00D398275S

United States Patent [19] Neeper

[11] **Patent Number: Des. 398,275**

[45] **Date of Patent: **Sep. 15, 1998**

[54] **VEHICLE-WHEEL FRONT FACE**

D. 384,631 10/1997 Cullen D12/209
D. 384,929 10/1997 Neeper D12/209

[75] Inventor: **Mark D. Neeper**, Denver, Colo.

[73] Assignee: **Mobile Hi-Tech Wheels**, Torrance, Calif.

Primary Examiner—James Gandy
Assistant Examiner—Stacia Sinuik
Attorney, Agent, or Firm—Christie, Parker & Hale, LLP

[**] Term: **14 Years**

[57] **CLAIM**

[21] Appl. No.: **79,606**

The ornamental design for vehicle-wheel front face, as shown and described.

[22] Filed: **Dec. 4, 1997**

DESCRIPTION

[51] **LOC (6) Cl.** **12-16**

[52] **U.S. Cl.** **D12/209**

[58] **Field of Search** D12/204–213;
301/64.1, 65, 37.1

FIG. 1 is a perspective view of a vehicle-wheel front face according to my new design;

FIG. 2 is an enlarged front elevational view thereof;

FIG. 3 is an enlarged side elevational view thereof, it being understood that the opposite side is a mirror image thereof; and,

FIG. 4 is a front elevational view of a second embodiment of my new design, with the only difference being a reversed curvature of the wheel spokes.

Portions of the wheel depicted in broken line are for illustrative purposes only, and form no part of the claimed design.

[56] **References Cited**

U.S. PATENT DOCUMENTS

- D. 360,866 8/1995 Echazabal et al. D12/209
- D. 363,910 11/1995 Chung D12/209
- D. 363,912 11/1995 Chung D12/209
- D. 366,641 1/1996 Neeper D12/209
- D. 374,420 10/1996 Neeper D12/209
- D. 375,716 11/1996 Dehner D12/209
- D. 381,618 7/1997 Suprihanto D12/209

1 Claim, 4 Drawing Sheets

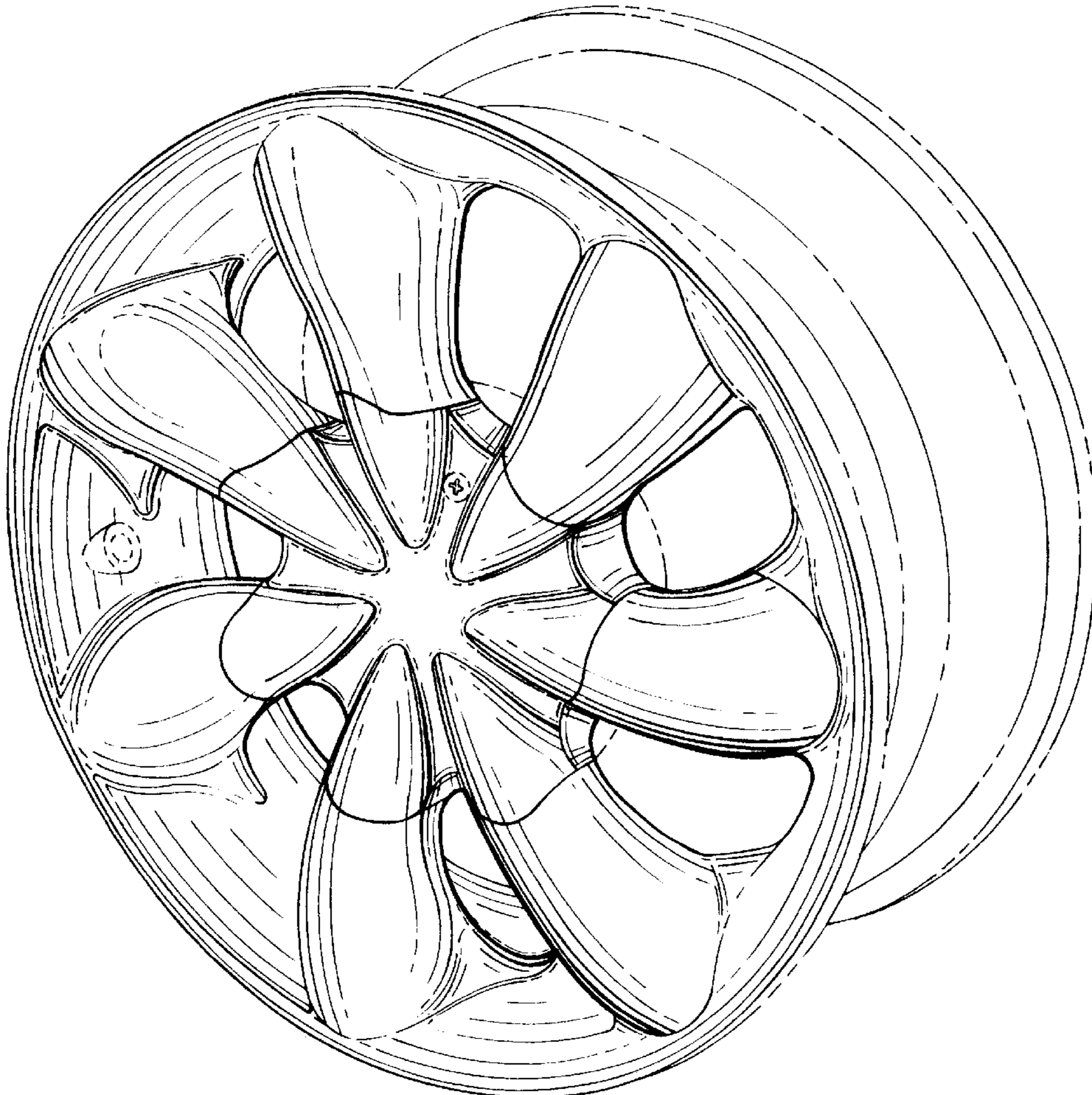


Fig. 1

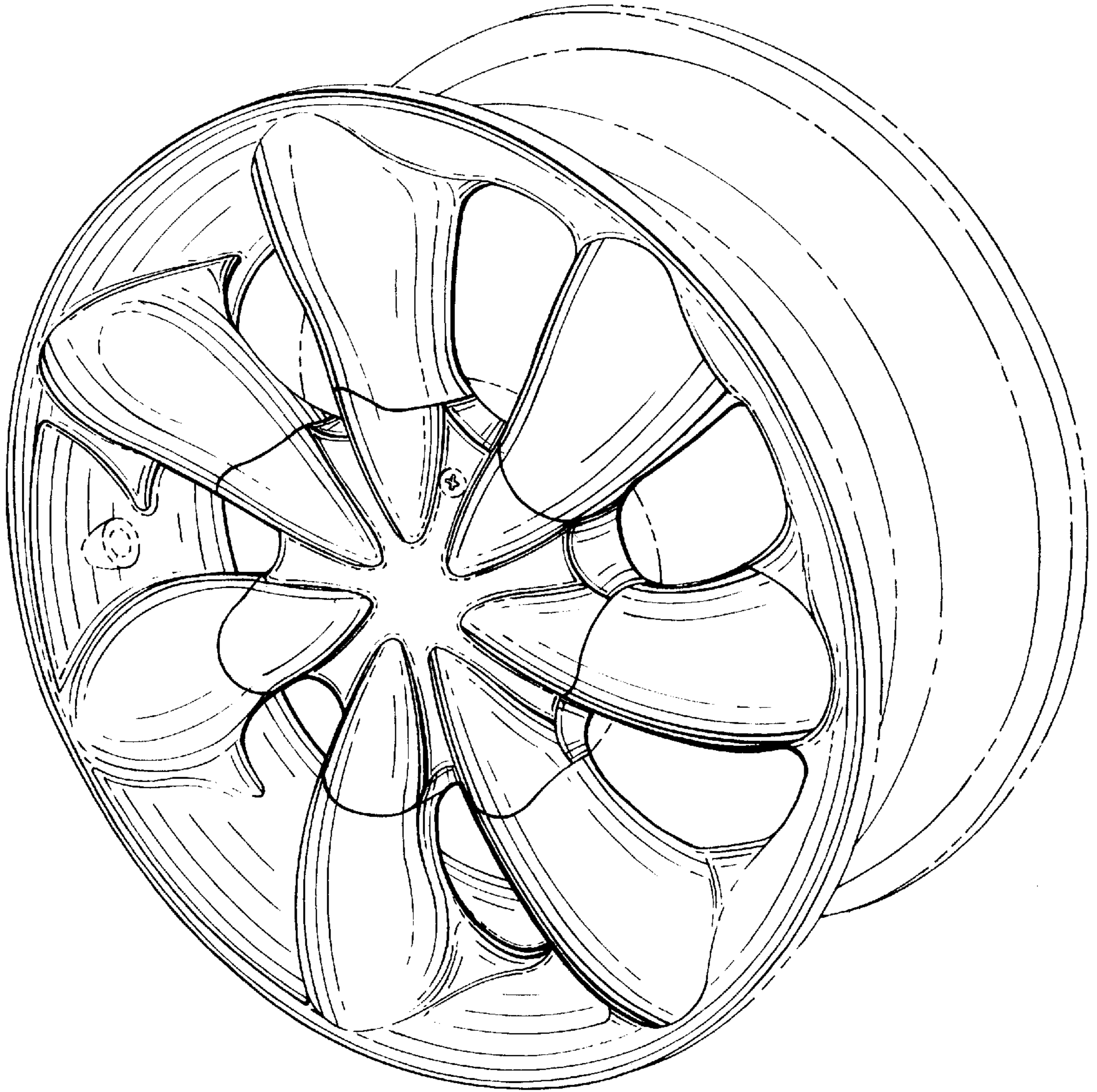


FIG. 2




FIG. 3

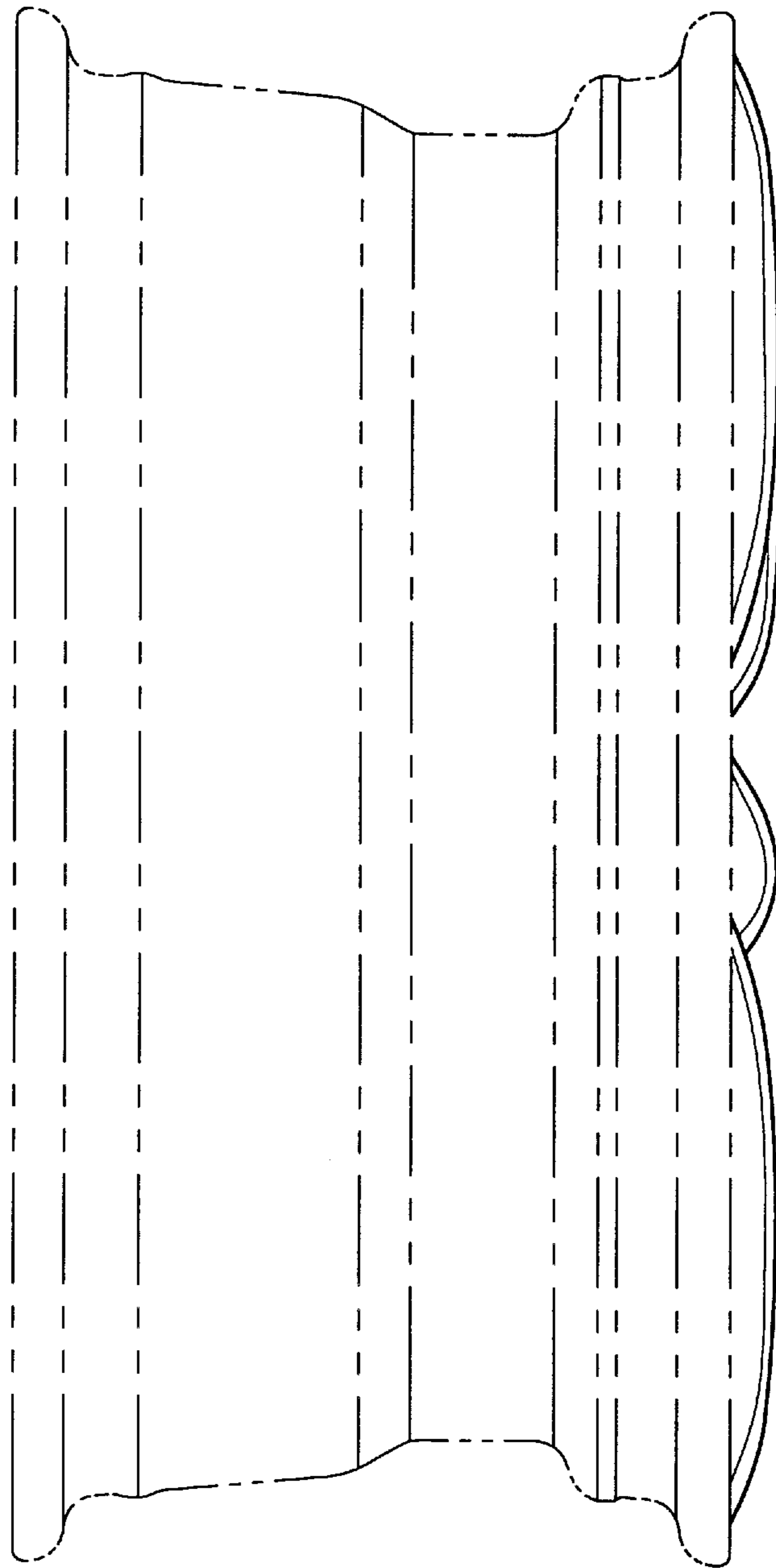


FIG. 4

