



US00D398273S

United States Patent [19]
Suprihanto

[11] **Patent Number: Des. 398,273**

[45] **Date of Patent: **Sep. 15, 1998**

[54] **VEHICLE WHEEL**

[75] Inventor: **Suprihanto**, Medaeng-Sidoarjo,
Indonesia

[73] Assignee: **PT Prima Alloy Steel Universal**,
Indonesia

[**] Term: **14 Years**

[21] Appl. No.: **53,478**

[22] Filed: **Apr. 23, 1996**

[51] **LOC (6) Cl.** **12-16**

[52] **U.S. Cl.** **D12/209**

[58] **Field of Search** D12/204-213;
301/64.1, 65, 37.1

D. 351,821 10/1994 Oka D12/209
D. 364,843 12/1995 Hale, Jr. D12/209
D. 364,844 12/1995 Chien D12/209
D. 365,318 12/1995 Neeper D12/209

OTHER PUBLICATIONS

1994 Custom Wheel & Tire Style Guide, p. 39, See
"Virage".

Primary Examiner—James Gandy
Assistant Examiner—Stacia Simuik
Attorney, Agent, or Firm—Fulwider, Patton, Lee & Utecht,
LLP

[57] **CLAIM**

The ornamental design for a vehicle wheel, as shown and
described.

DESCRIPTION

FIG. 1 is a perspective view of a vehicle wheel showing my
new design;
FIG. 2 is a front elevational view thereof; and,
FIG. 3 is an end elevational view thereof.

1 Claim, 1 Drawing Sheet

[56] **References Cited**

U.S. PATENT DOCUMENTS

D. 225,989 1/1973 Chadwick D12/209
D. 276,717 12/1984 Ogishima et al. D12/211
D. 300,422 3/1989 Schinella D12/209
D. 300,818 4/1989 Reid D12/211






Fig. 1




Fig. 2

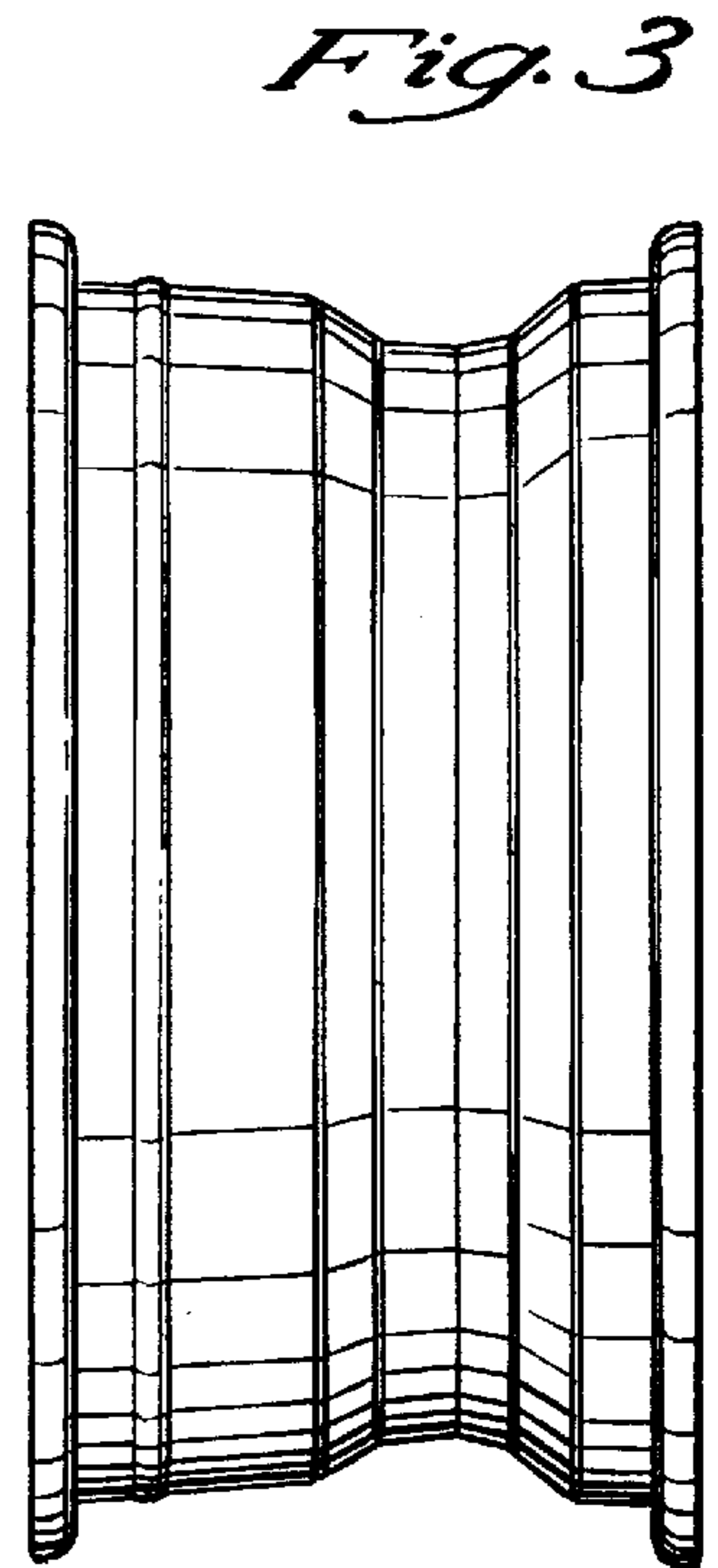


Fig. 3