



US00D398272S

United States Patent [19] Graneto, III

[11] Patent Number: **Des. 398,272**

[45] Date of Patent: ****Sep. 15, 1998**

[54] **STEP MAT**

[76] Inventor: **Joseph A. Graneto, III**, 2214 Riding Spur, St. Louis, Mo. 63146

[**] Term: **14 Years**

[21] Appl. No.: **63,061**

[22] Filed: **Nov. 25, 1996**

[51] **LOC (6) Cl.** **12-16**

[52] **U.S. Cl.** **D12/203**

[58] **Field of Search** D12/203, 400;
15/217; 280/163, 164.1, 169, 848; 428/81,
82

[56] **References Cited**

U.S. PATENT DOCUMENTS

D. 82,547	11/1930	Earl	280/169
D. 364,597	11/1995	Branch	D12/203
D. 365,544	12/1995	Snyder et al.	D12/203
1,320,016	10/1919	Ludwick	280/169
1,515,449	12/1924	Vose	280/169
1,698,005	1/1929	Stanwrod	280/169

4,569,533 2/1986 Gronert et al. 280/163
4,991,789 2/1991 Buerger 280/164.1

Primary Examiner—Robert M. Spear
Attorney, Agent, or Firm—Kevin L. Klug

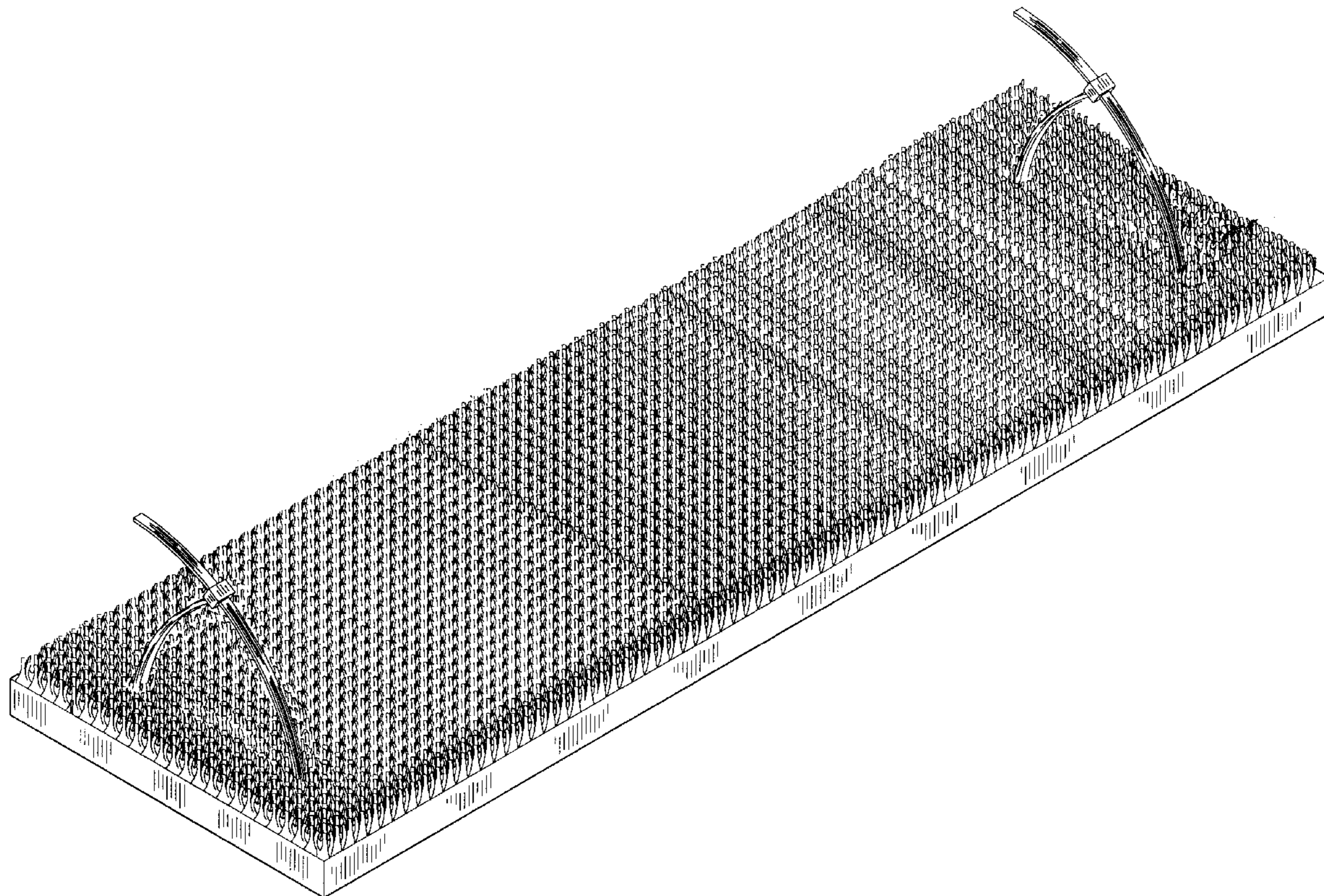
[57] **CLAIM**

The ornamental design for a step mat, as shown and described.

DESCRIPTION

FIG. 1 is a perspective view of a step mat showing my novel design;
FIG. 2 is a top plan view thereof;
FIG. 3 is a bottom plan view thereof;
FIG. 4 is a rear plan view thereof;
FIG. 5 is a front plan view thereof;
FIG. 6 is an enlarged left side elevational view thereof; and,
FIG. 7 is an enlarged right side elevational view thereof.
FIGS. 2–5 are shown at a reduced scale.
The step mat is shown which is attachable to a vehicle entrance and provides a means of shoe cleaning before entering the vehicle.

1 Claim, 6 Drawing Sheets






FIG. 1




FIG. 2




FIG. 3




FIG. 4




FIG. 5

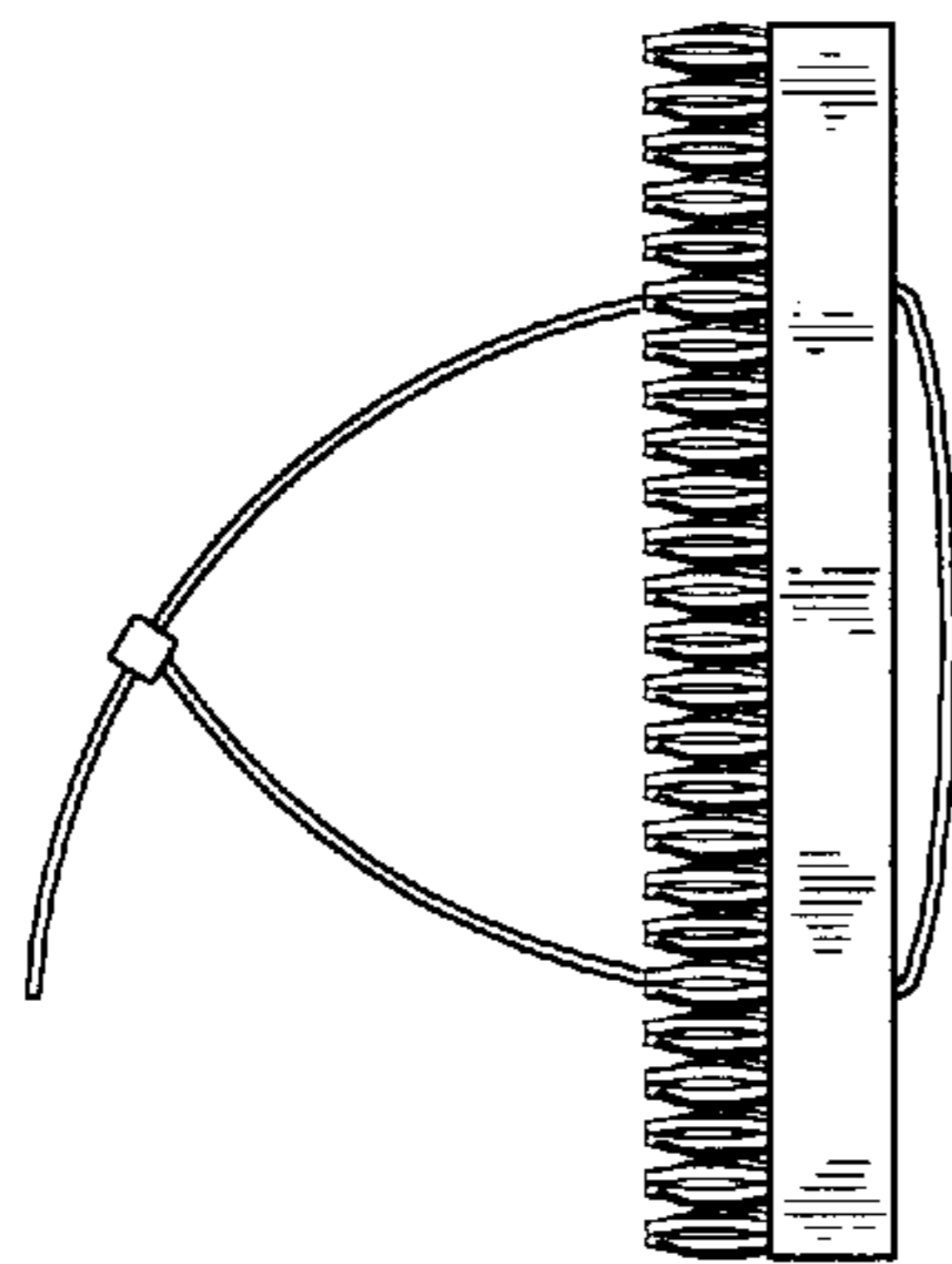
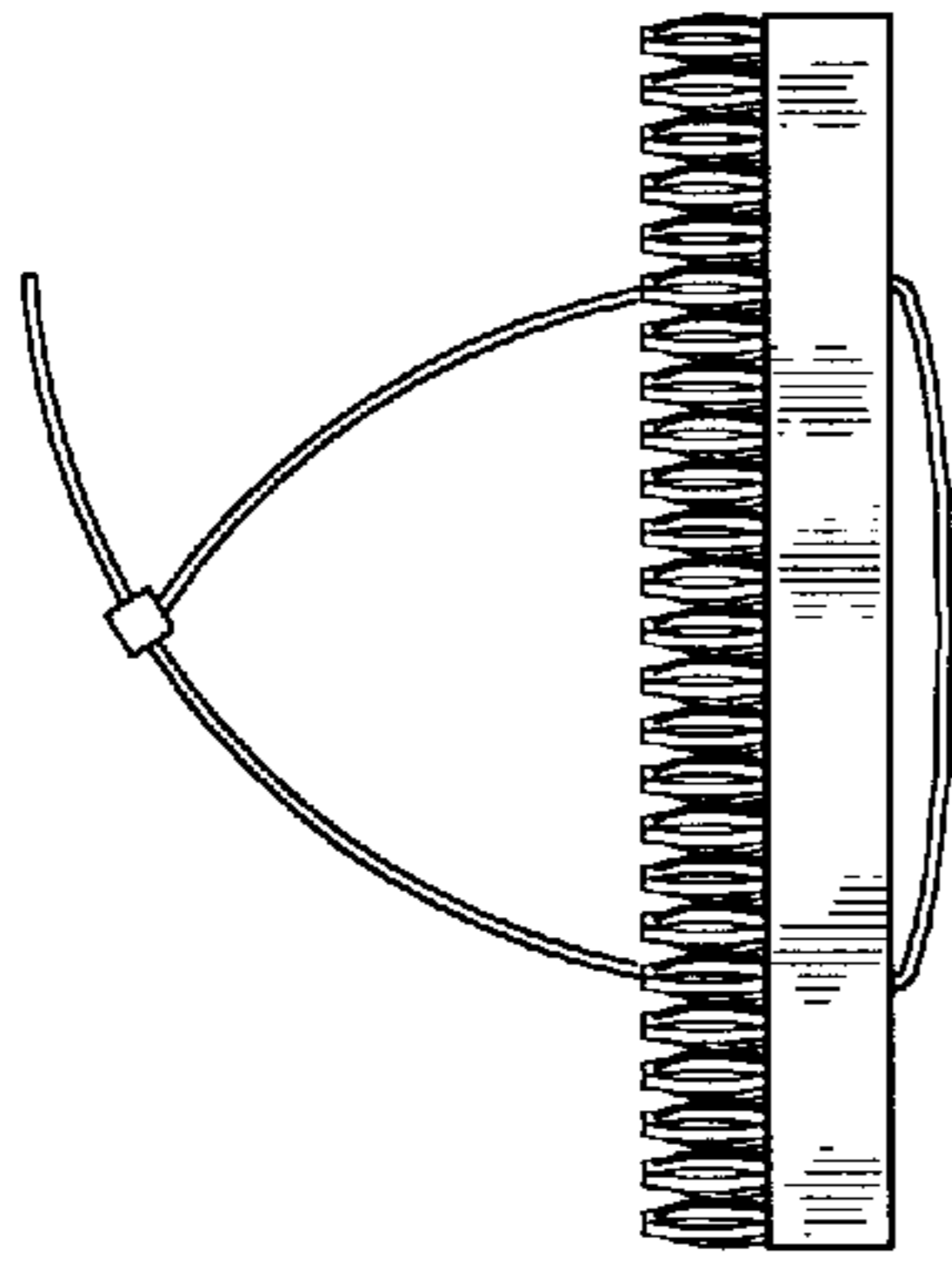


FIG. 6

FIG. 7