



US00D398271S

United States Patent [19]

Wang

[11] Patent Number: **Des. 398,271**

[45] Date of Patent: ****Sep. 15, 1998**

[54] **BRAIDED-ROPE EMBELLISHED LICENSE PLATE FRAME**

[76] Inventor: **Calvin S. Wang**, 14317 E. Don Julian Rd., Industry, Calif. 91746

[**] Term: **14 Years**

[21] Appl. No.: **72,044**

[22] Filed: **Jun. 13, 1997**

[51] **LOC (6) Cl.** **12-16**

[52] **U.S. Cl.** **D12/193**

[58] **Field of Search** D12/193; D6/300, D6/303, 310, 311, 313; D11/99, 133; D20/35, 13; 40/200-203, 209, 210

[56] **References Cited**

U.S. PATENT DOCUMENTS

D. 142,720	1/1945	Kissling	D6/300
D. 145,593	9/1946	Tolpo	D6/303
D. 298,023	10/1988	Corey	D12/193
D. 326,079	5/1992	Schmitz et al.	D12/193
D. 332,596	1/1993	Corey	D12/193

D. 348,425	7/1994	Leu	D12/193
D. 352,022	11/1994	Liu	D12/193
D. 375,072	10/1996	Choiu	D12/193
D. 379,450	5/1997	Clark et al.	D12/193
D. 380,429	7/1997	Clark et al.	D12/193
D. 384,627	10/1997	Clark et al.	D12/193

Primary Examiner—James Gandy
Assistant Examiner—Stacia Sinuik
Attorney, Agent, or Firm—Albert O. Cota

[57] **CLAIM**

The ornamental design for a braided-rope embellished license plate frame, as shown and described.

DESCRIPTION

FIG. 1 is a front elevational view of a braided-rope embellished license plate frame showing my new design; FIG. 2 is a top plan view thereof; FIG. 3 is a left-side elevational view thereof; the right-side elevational view being a mirror image thereof; FIG. 4 is a rear elevational view thereof; and, FIG. 5 is a bottom plan view thereof.

1 Claim, 2 Drawing Sheets

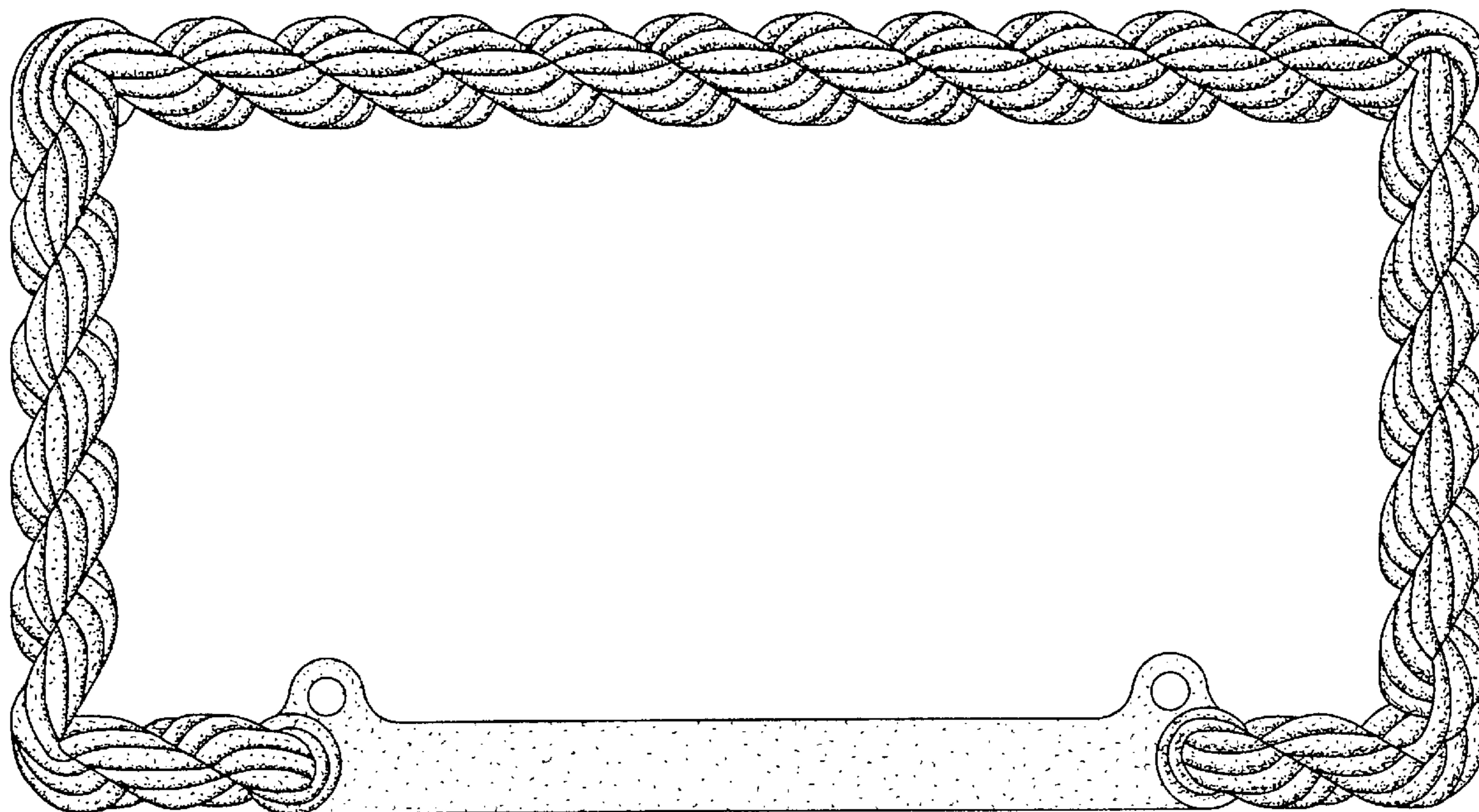




FIG. 3

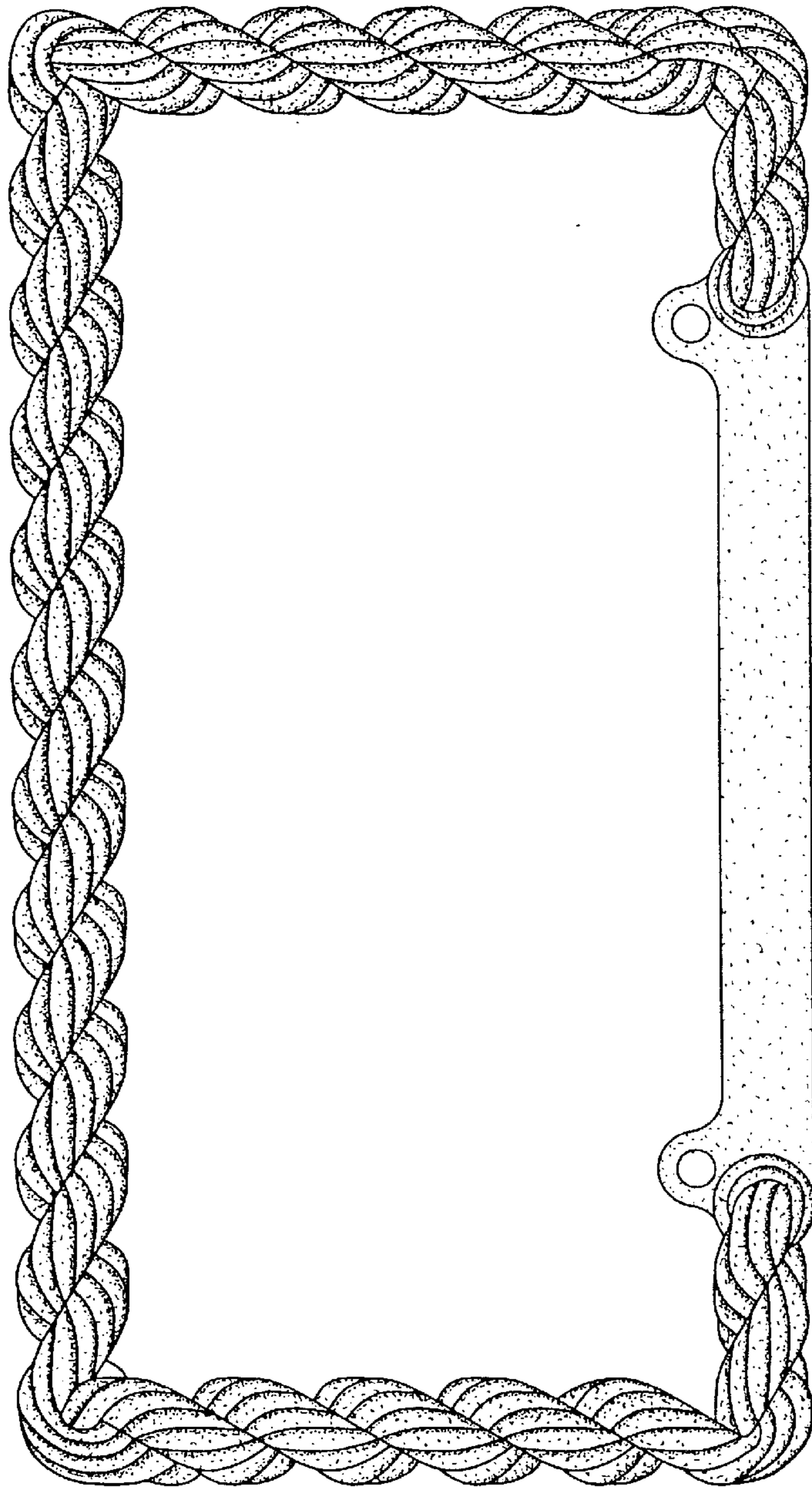


FIG. 1



FIG. 2

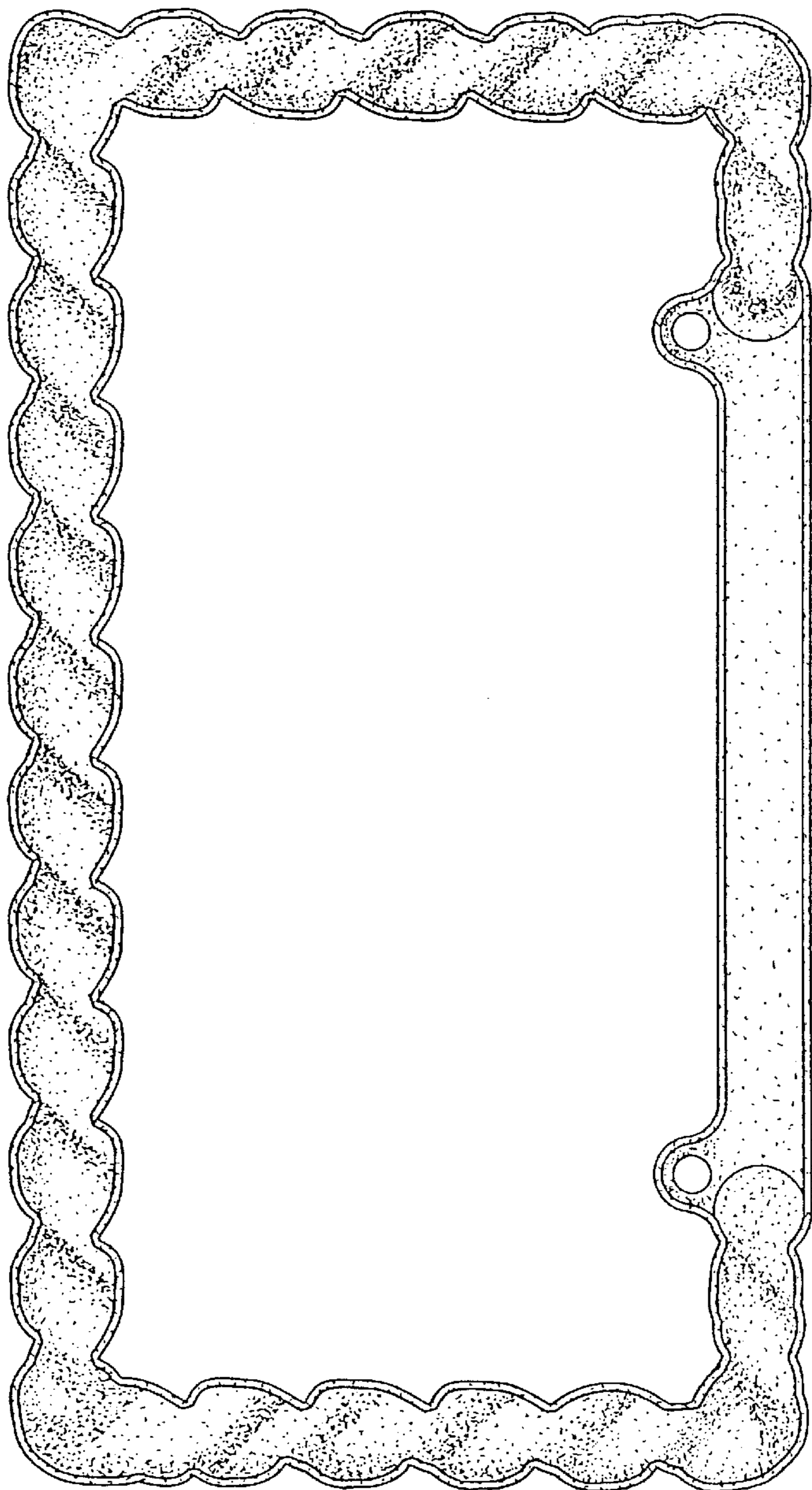


FIG. 4



FIG. 5