



US00D398244S

# United States Patent [19]

Bertolini et al.

[11] Patent Number: Des. 398,244

[45] Date of Patent: \*\*Sep. 15, 1998

[54] **COMBINED BOTTLE AND CAP**  
[75] Inventors: **Peter Bertolini**, Shelton, Conn.;  
**Matthew Scott Okin**, Cresskill, N.J.;  
**Bernard Kotyuk**, Westbrookville, N.Y.

D. 312,779 12/1990 Tacconelli ..... D9/558  
D. 346,746 5/1994 Desgrippes ..... D9/552  
D. 346,963 5/1994 Crawford ..... D9/558 X  
D. 369,557 5/1996 Hiro et al. .... D9/558  
D. 378,665 4/1997 Fenton et al. .... D9/558  
D. 382,209 8/1997 Fenton et al. .... D9/571

[73] Assignee: **Chesebrough-Pond's USA Co.**,  
Greenwich, Conn.

*Primary Examiner*—Lucy Lieberman  
*Attorney, Agent, or Firm*—Milton L. Honig

[\*\*] Term: **14 Years**

[57] **CLAIM**

[21] Appl. No.: **75,644**

The ornamental design for a combined bottle and cap, as shown and described.

[22] Filed: **Sep. 2, 1997**

### DESCRIPTION

[51] **LOC (6) Cl.** ..... **09-01**  
[52] **U.S. Cl.** ..... **D9/565; D9/571**  
[58] **Field of Search** ..... D9/544, 545, 552,  
D9/565, 571, 575, 558, 449; 215/382, 383,  
384, 212, 213, 215

FIG. 1 is a perspective view of a combined bottle and cap according to our new design;  
FIG. 2 is a front elevational view thereof;  
FIG. 3 is a top plan view thereof;  
FIG. 4 is a right side elevation thereof;  
FIG. 5 is a left side elevation thereof;  
FIG. 6 is a bottom plan view thereof; and,  
FIG. 7 is a rear elevational view thereof.

### [56] References Cited

#### U.S. PATENT DOCUMENTS

D. 187,820 5/1960 Vuilleminot ..... D9/552

**1 Claim, 2 Drawing Sheets**



FIG. 2

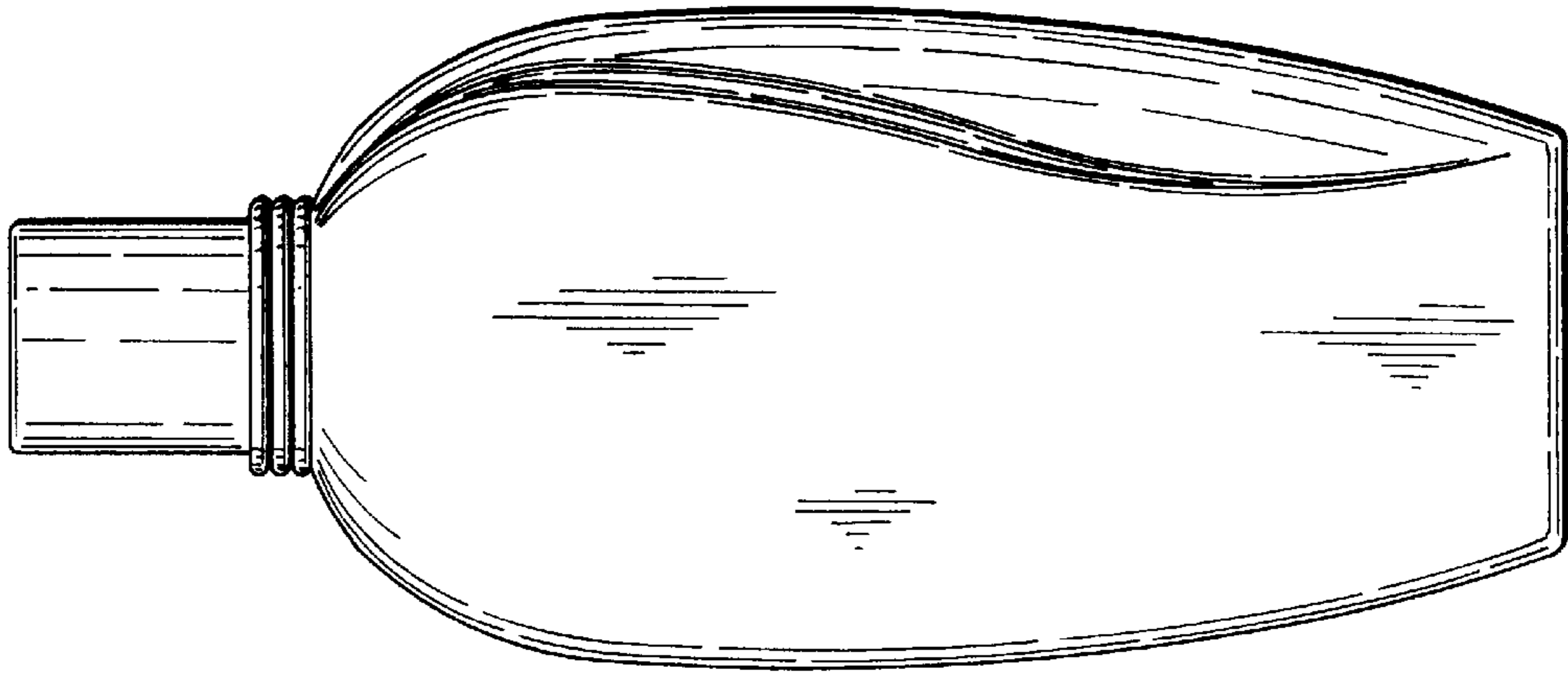


FIG. 1



FIG. 3

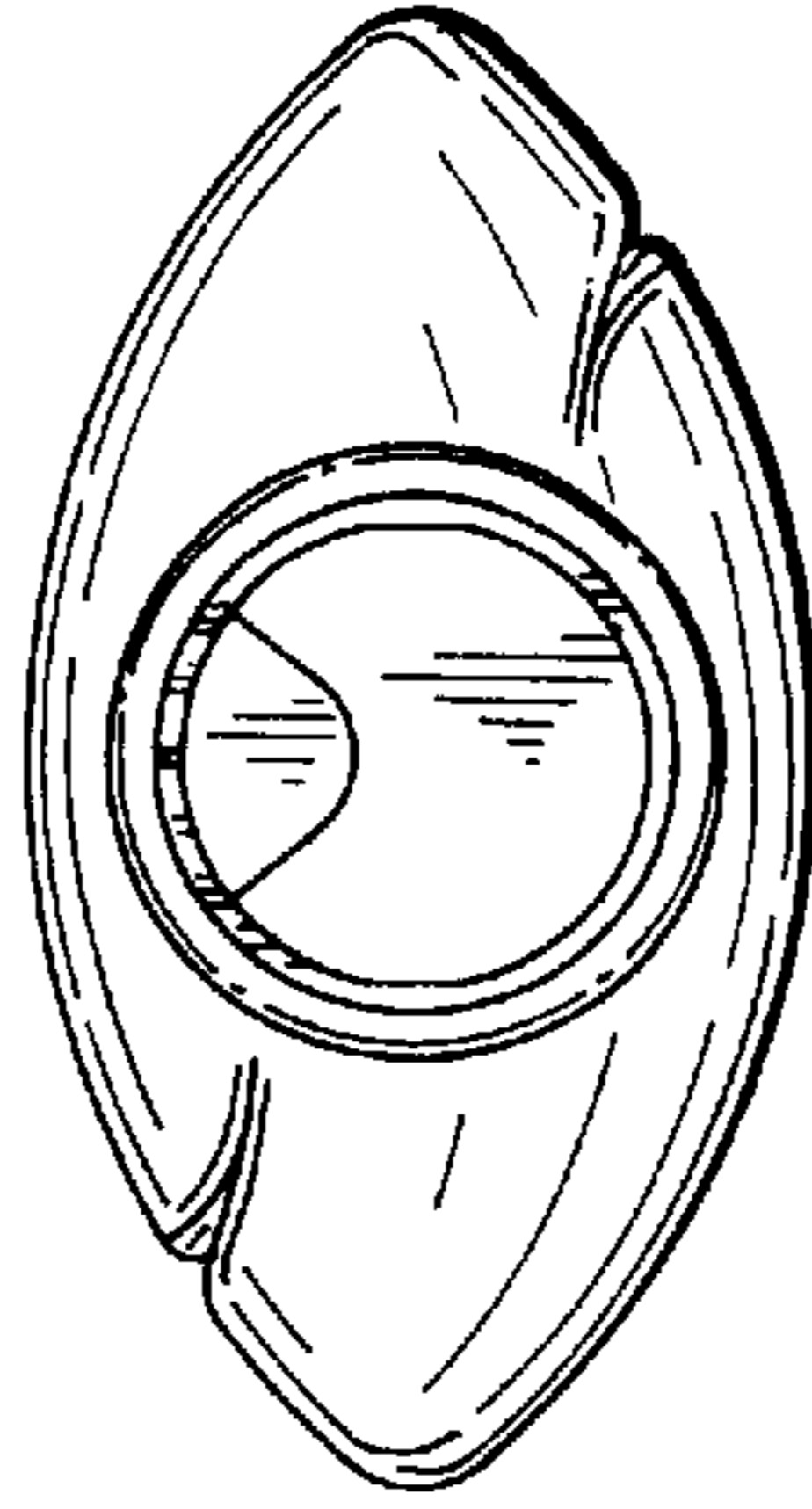


FIG. 7

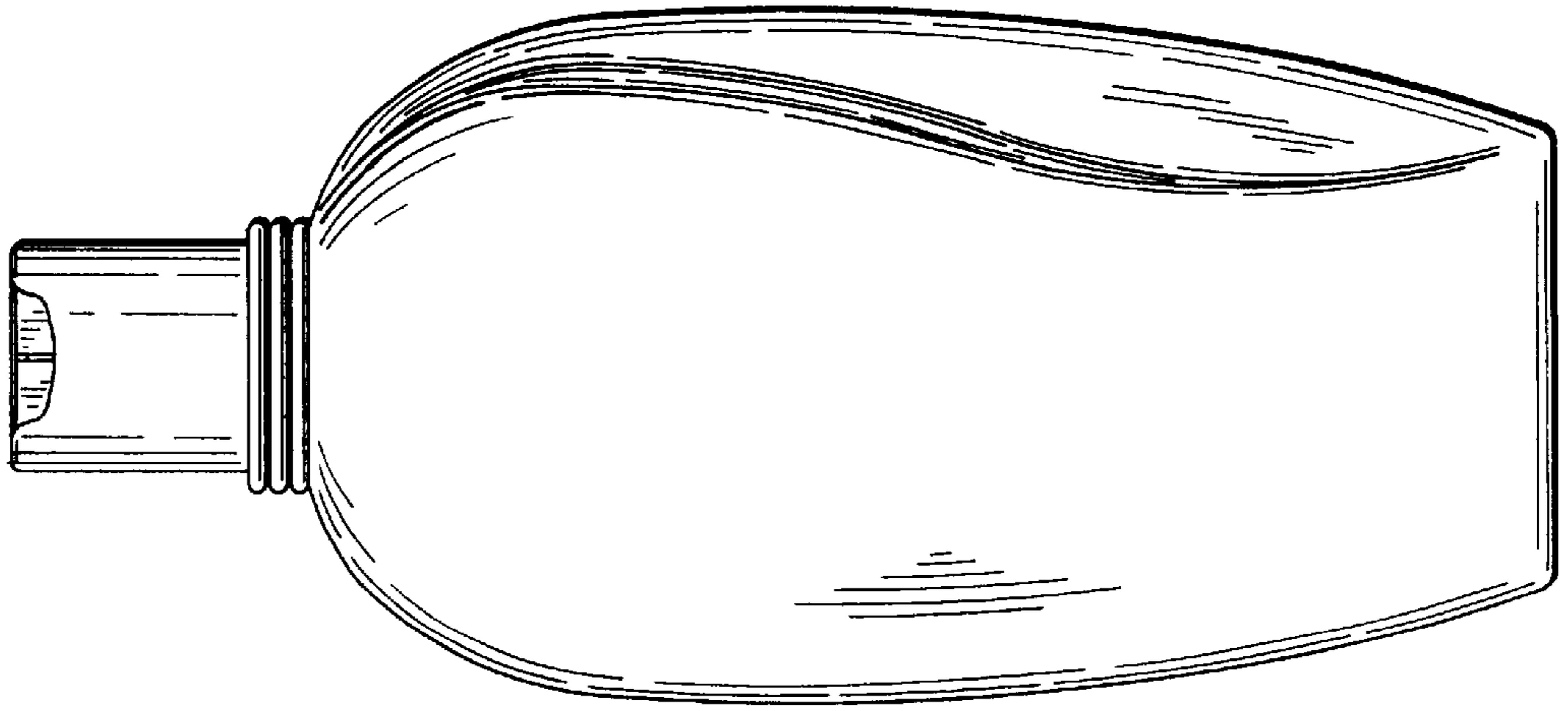


FIG. 6

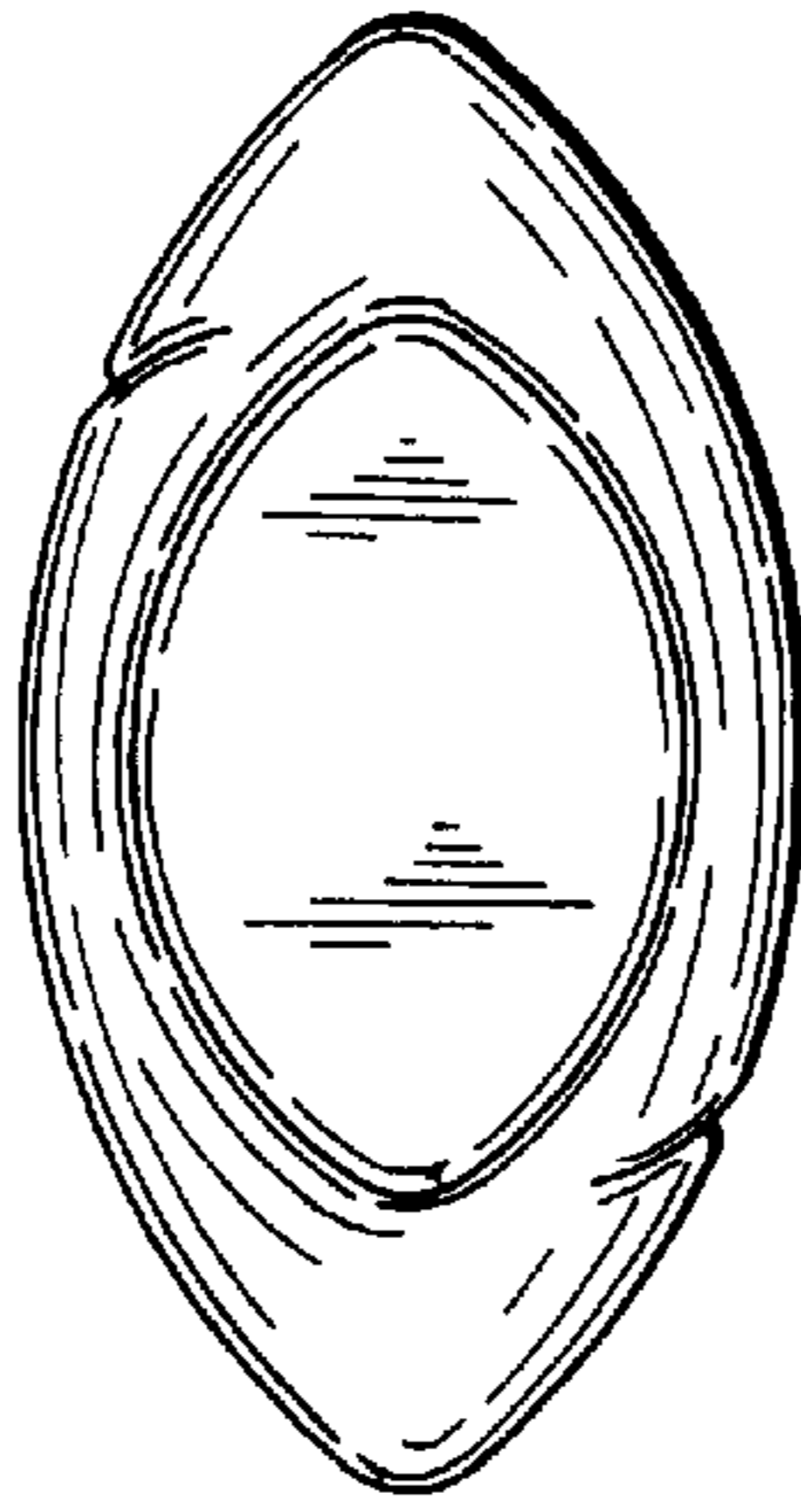


FIG. 5

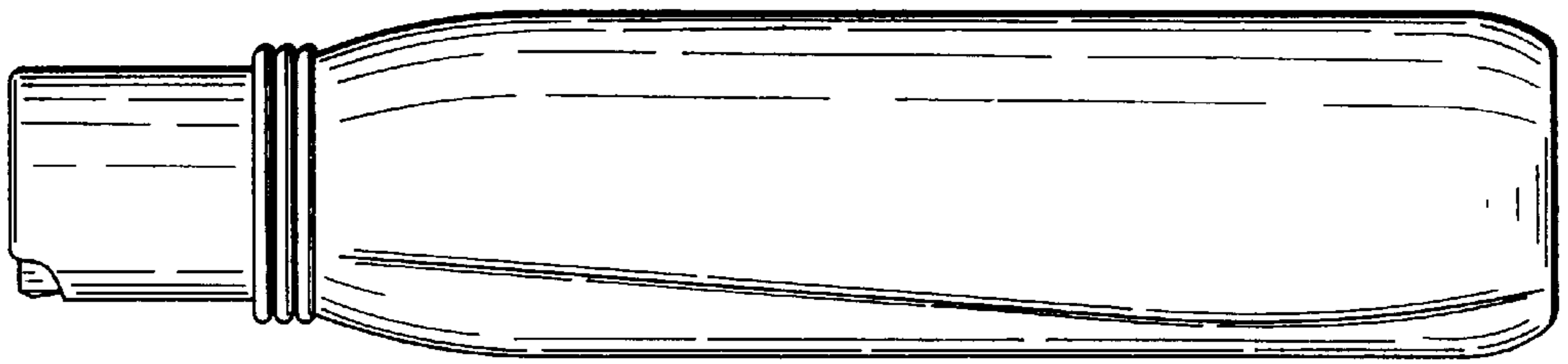


FIG. 4

