



US00D398235S

United States Patent [19]
Koptis

[11] **Patent Number: Des. 398,235**

[45] **Date of Patent: **Sep. 15, 1998**

[54] **SPONGE APPLICATOR CAP**

[75] Inventor: **Kurt Koptis**, Yucca Valley, Calif.

[73] Assignee: **Painters Products Inc.**, Palm Desert, Calif.

[**] Term: **14 Years**

[21] Appl. No.: **65,406**

[22] Filed: **Jan. 28, 1997**

[51] **LOC (6) Cl.** **09-07**

[52] **U.S. Cl.** **D9/448; D32/45; D9/436; D4/114**

[58] **Field of Search** D9/435, 436, 445, D9/447, 448, 337, 338; D4/114, 116, 137; D32/35, 40, 45; 222/390, 391; 401/130, 139, 190, 196, 207

[56] **References Cited**

U.S. PATENT DOCUMENTS

D. 196,707	10/1963	Anderson	D4/114
D. 296,763	7/1988	Holmstadt et al.	D9/338
D. 369,976	5/1996	Koptis	D9/436
D. 385,789	11/1997	Koptis	D9/436

D. 386,855	11/1997	Koptis	D9/436 X
D. 387,563	12/1997	Koptis	D9/338 X
2,932,840	4/1960	Lathrop	401/207 X
3,979,163	9/1976	Beard	401/139

Primary Examiner—James Gandy
Assistant Examiner—Cathron B. Matta
Attorney, Agent, or Firm—Harvey S. Hertz; Charles H. Schwartz

[57] **CLAIM**

The ornamental design for a sponge applicator cap, as shown and described.

DESCRIPTION

FIG. 1 is a back perspective view of a sponge applicator cap according to my new design and shown attached to the top of a container, the container being shown in broken lines for illustrative purposes only and forming no part of the claimed design;
FIG. 2 is a top plan view thereof;
FIG. 3 is a side elevational view thereof, the opposite side being a mirror image;
FIG. 4 is a back elevational view thereof; and,
FIG. 5 is a front elevational view thereof.

1 Claim, 1 Drawing Sheet

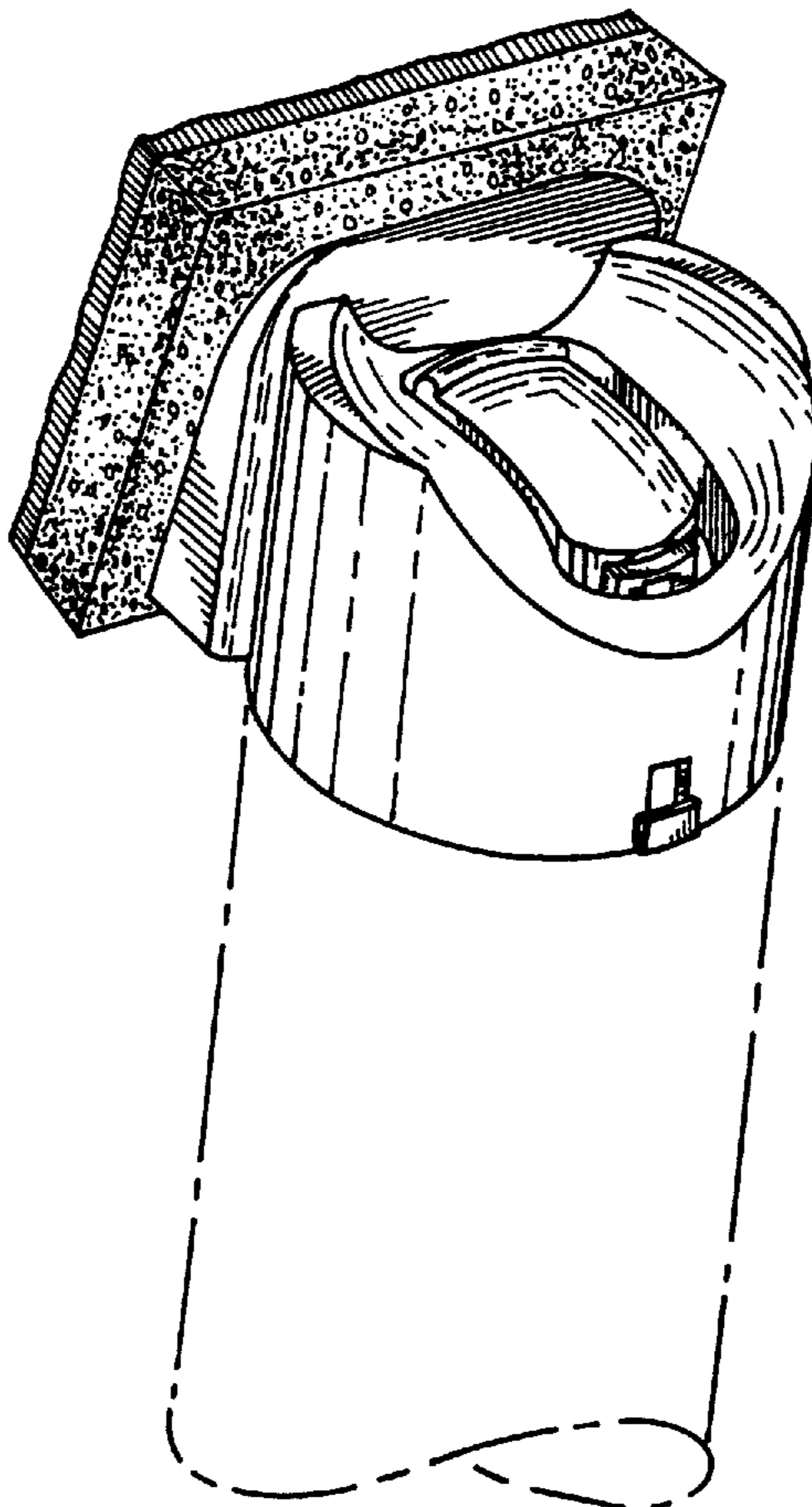


FIG. 1

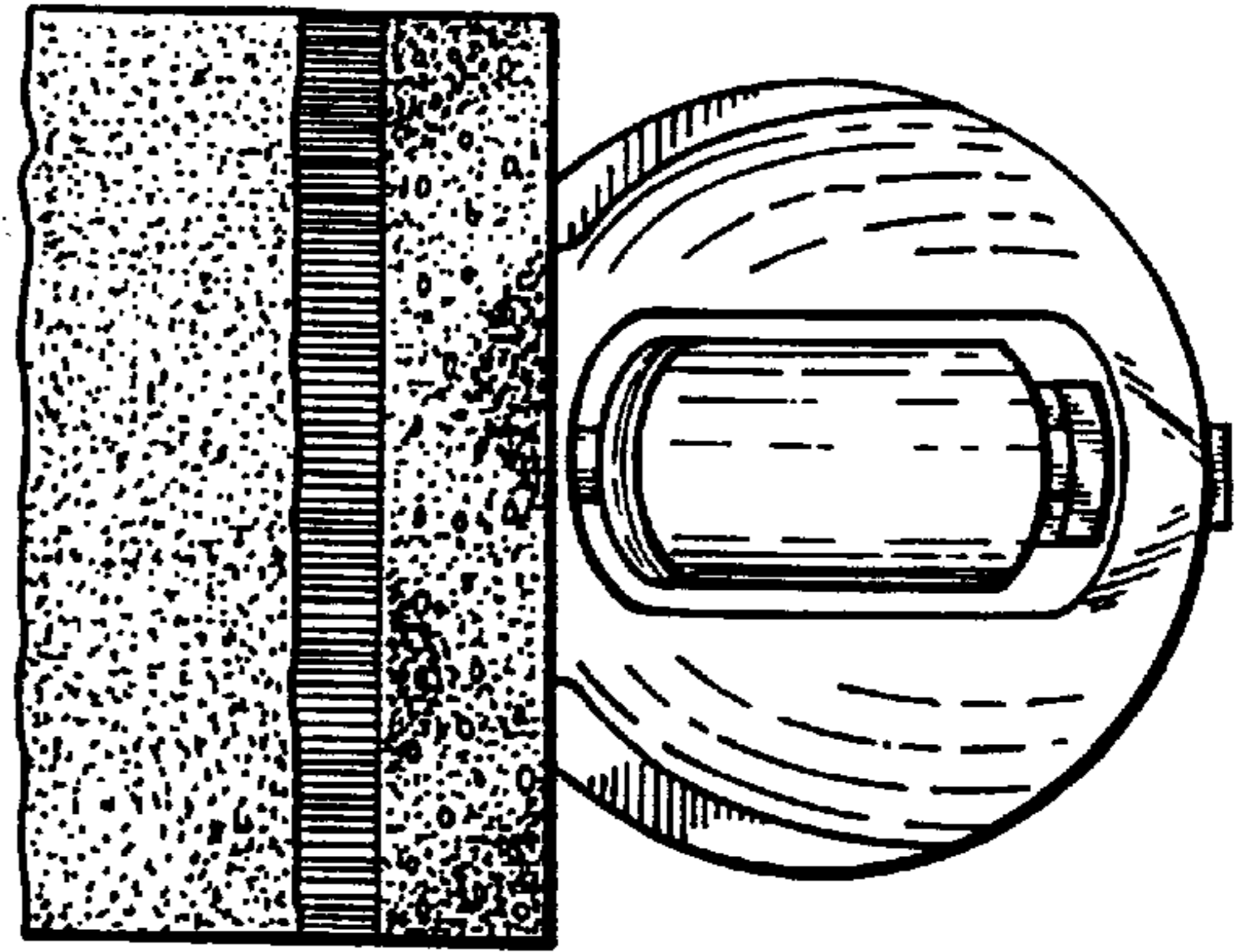
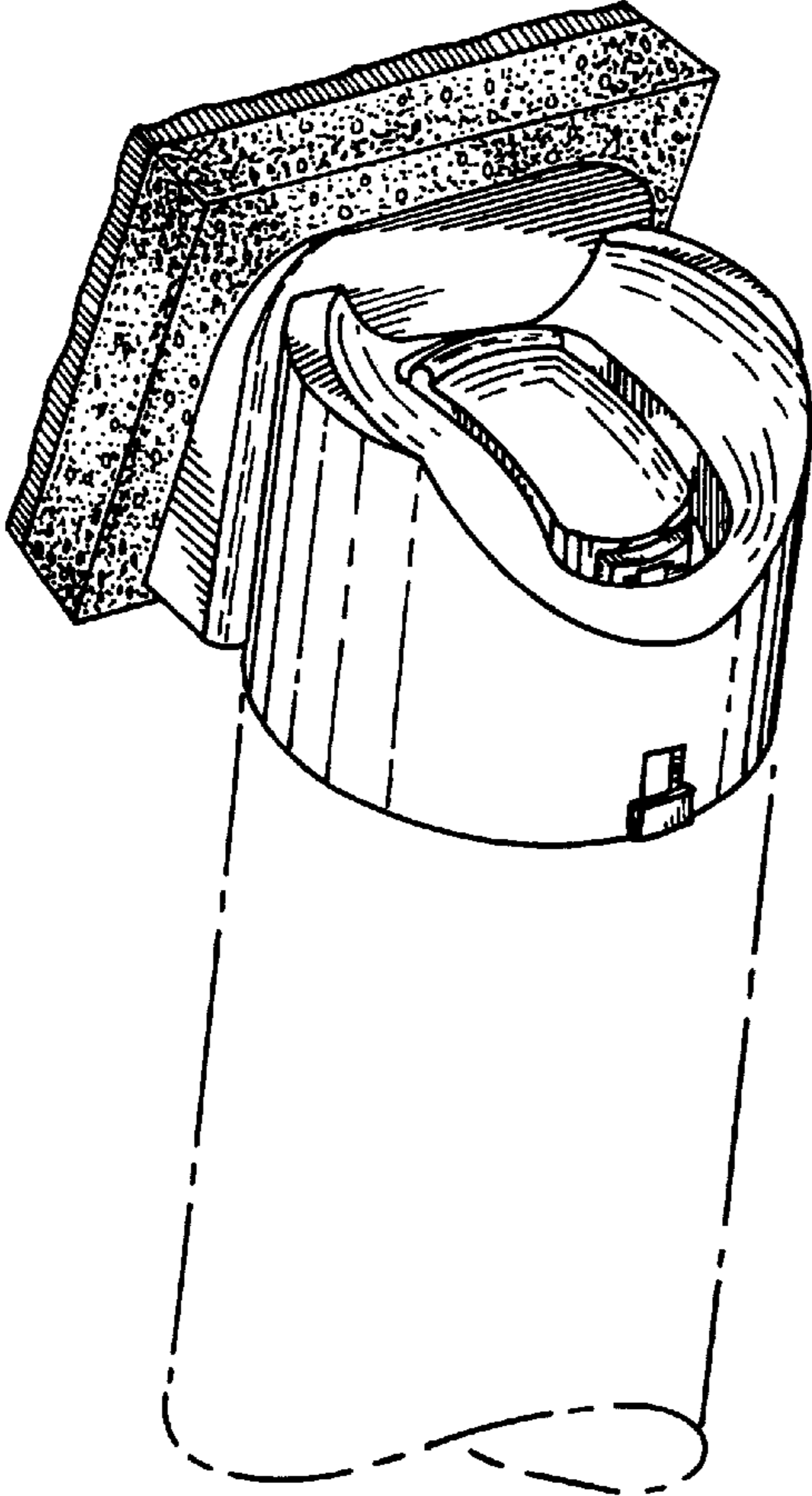


FIG. 2




FIG. 3




FIG. 5

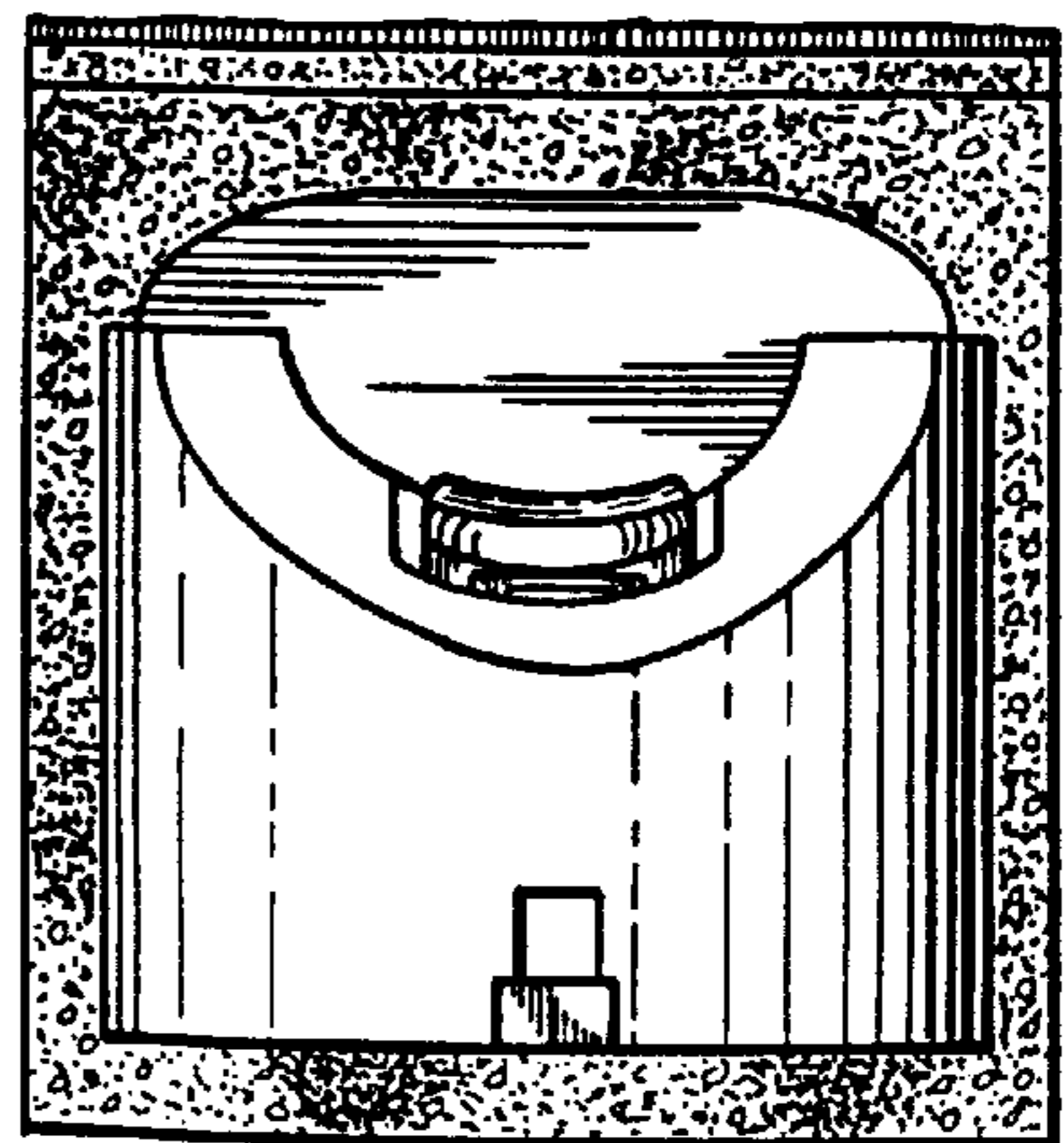


FIG. 4