



US00D398219S

**United States Patent** [19]  
**Campman**

[11] **Patent Number: Des. 398,219**

[45] **Date of Patent: \*\*Sep. 15, 1998**

[54] **HOLDING BRACKET**

4,662,596 5/1987 Haarer ..... 248/251

[76] Inventor: **James P. Campman**, 329 Bedhill Rd.,  
Fredonia, Pa. 16124

*Primary Examiner*—Holly Baynham  
*Attorney, Agent, or Firm*—Daniel K. Dorsey

[\*\*] Term: **14 Years**

[57] **CLAIM**

[21] Appl. No.: **77,368**

The ornamental design for a holding bracket, as shown and described.

[22] Filed: **Sep. 22, 1997**

**DESCRIPTION**

[51] **LOC (6) Cl.** ..... **08-05**

[52] **U.S. Cl.** ..... **D8/363**

[58] **Field of Search** ..... D8/349, 354, 363,  
D8/377, 376; 248/262, 260, 300, 261, 309.1,  
251

FIG. 1 is a front view of a holding bracket showing my new design;

FIG. 2 is a side view thereof;

FIG. 3 is a top view thereof;

FIG. 4 is a rear view; and,

FIG. 5 is a reduced scale perspective view.


The undisclosed bottom view is planar and unornamented.

[56] **References Cited**

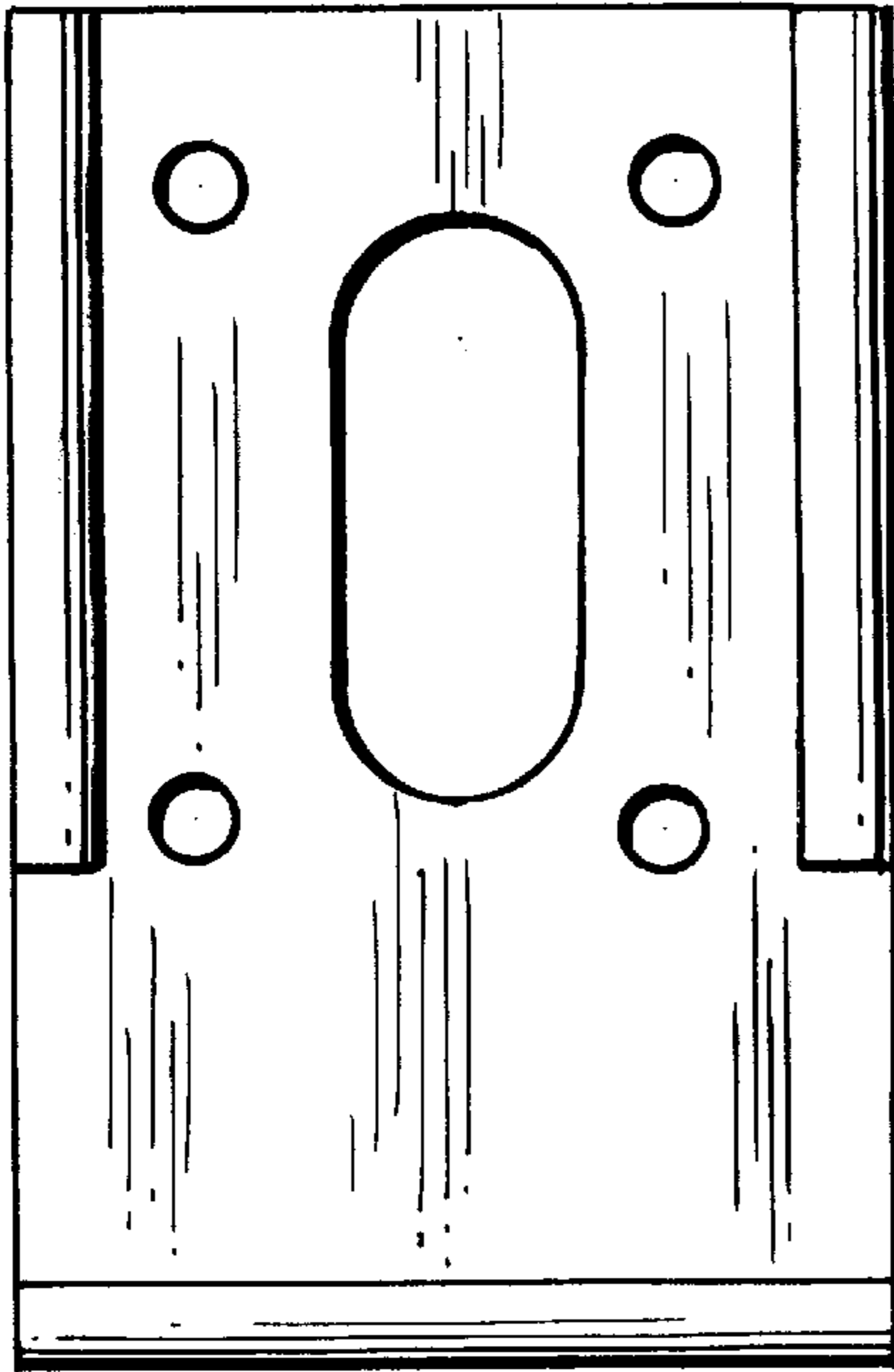
**U.S. PATENT DOCUMENTS**

4,114,861 9/1978 Long ..... 248/262



**1 Claim, 1 Drawing Sheet**



*Fig. 1.*

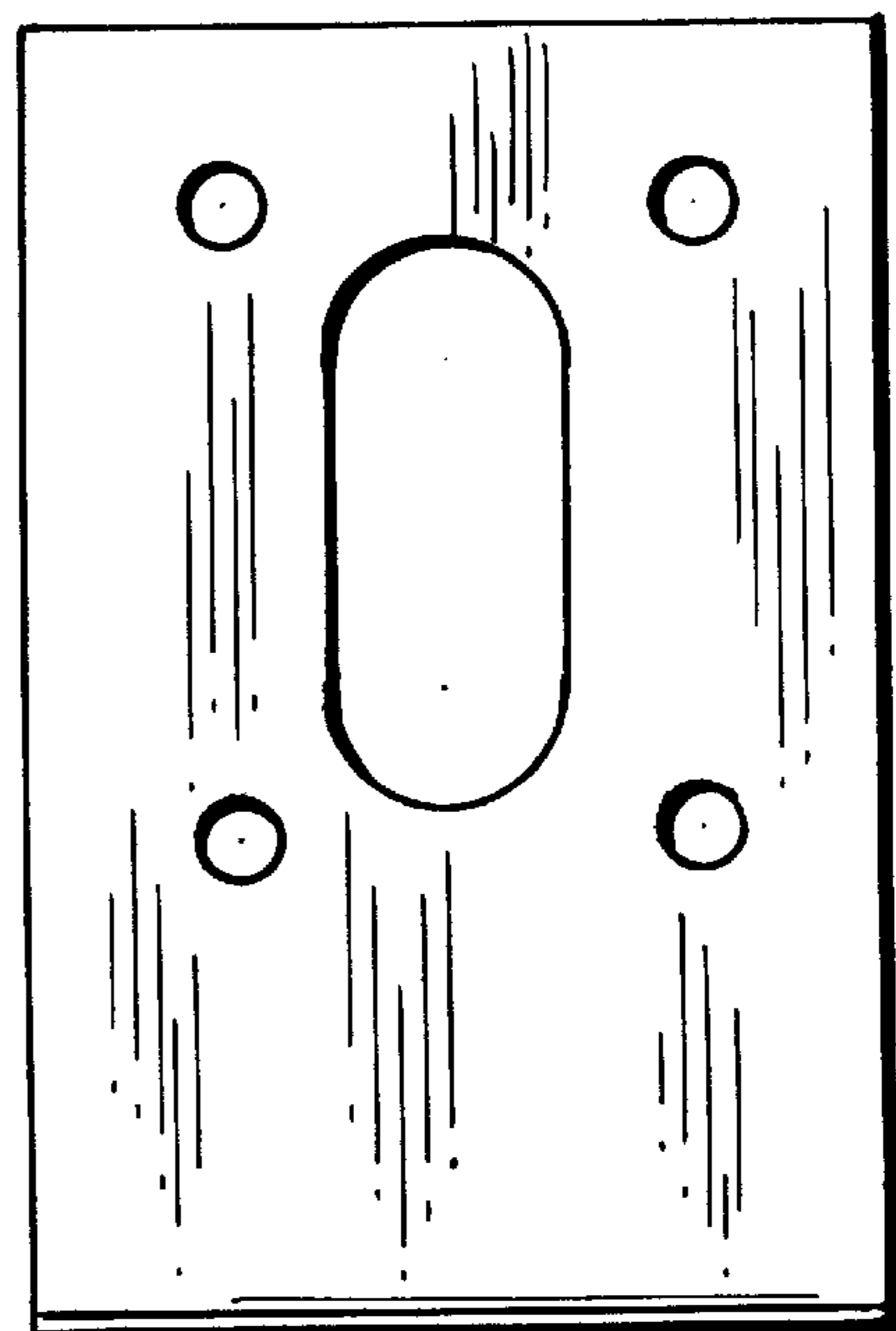


*Fig. 2.*



*Fig. 5.*

*Fig. 4.*



*Fig. 3.*

