



US00D398211S

United States Patent [19] Howard

[11] **Patent Number: Des. 398,211**
[45] **Date of Patent: **Sep. 15, 1998**

[54] **UTILITY KNIFE**

[75] Inventor: **Herman S. Howard**, Stamford, Conn.

[73] Assignee: **Media Group**, Stamford, Conn.

[**] Term: **14 Years**

[21] Appl. No.: **68,884**

[22] Filed: **Apr. 8, 1997**

[51] **LOC (6) Cl.** **08-03**

[52] **U.S. Cl.** **D8/98; D8/105; D22/118**

[58] **Field of Search** D8/98, 99, 105,
D8/107, 14, 16; D22/118; 30/161, 151,
152, 153, 154, 155, 156, 157

[56] **References Cited**

U.S. PATENT DOCUMENTS

D. 140,397	2/1945	Waterman	D22/118
D. 229,662	12/1973	Friedman	D22/118
D. 270,655	9/1983	Collins	D22/118
D. 298,644	11/1988	Newman et al.	D22/118
D. 299,375	1/1989	Pipes	D22/118
D. 317,037	5/1991	Koshiishi	D2/118

D. 359,789 6/1995 Seber et al. D22/118

OTHER PUBLICATIONS

Smokey Mountain Knife Works Catalog, p. E, Special Ops Utility Knife, 1996/97.

Smokey Mountain Knife Works Catalog, p. S, River Adventure Knife, 1996/97.

Primary Examiner—Philip S. Hyder

Attorney, Agent, or Firm—Evelyn M. Sommer

[57] **CLAIM**

The ornamental design for an utility knife, as shown and described.

DESCRIPTION

FIG. 1 is a perspective view of a knife showing my new design;

FIG. 2 is a front elevational view thereof;

FIG. 3 is a rear elevational view thereof;

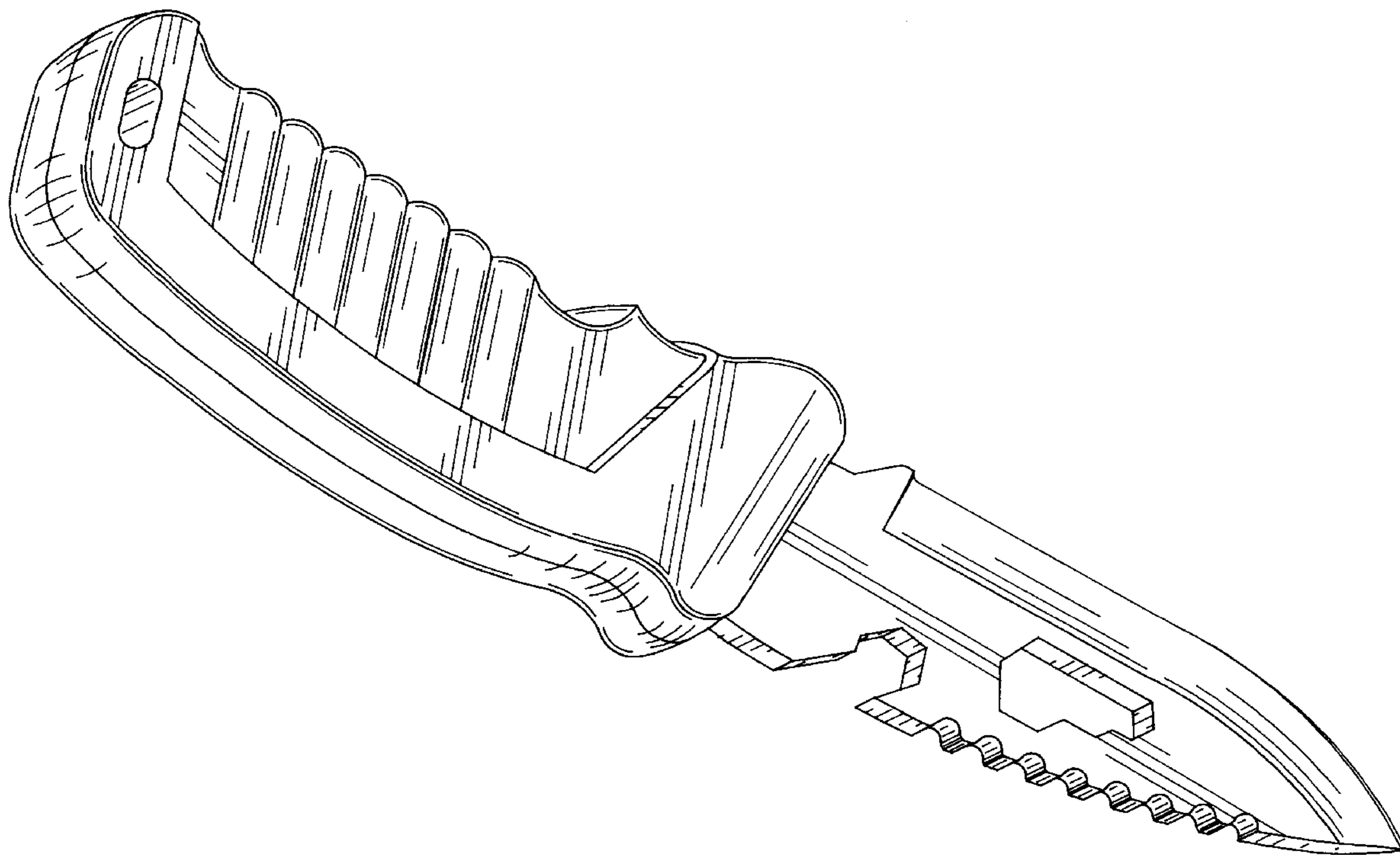
FIG. 4 is a left side elevational view thereof;

FIG. 5 is a right side elevational view thereof;

FIG. 6 is a bottom plan view thereof; and,

FIG. 7 is a top plan view thereof.

1 Claim, 4 Drawing Sheets



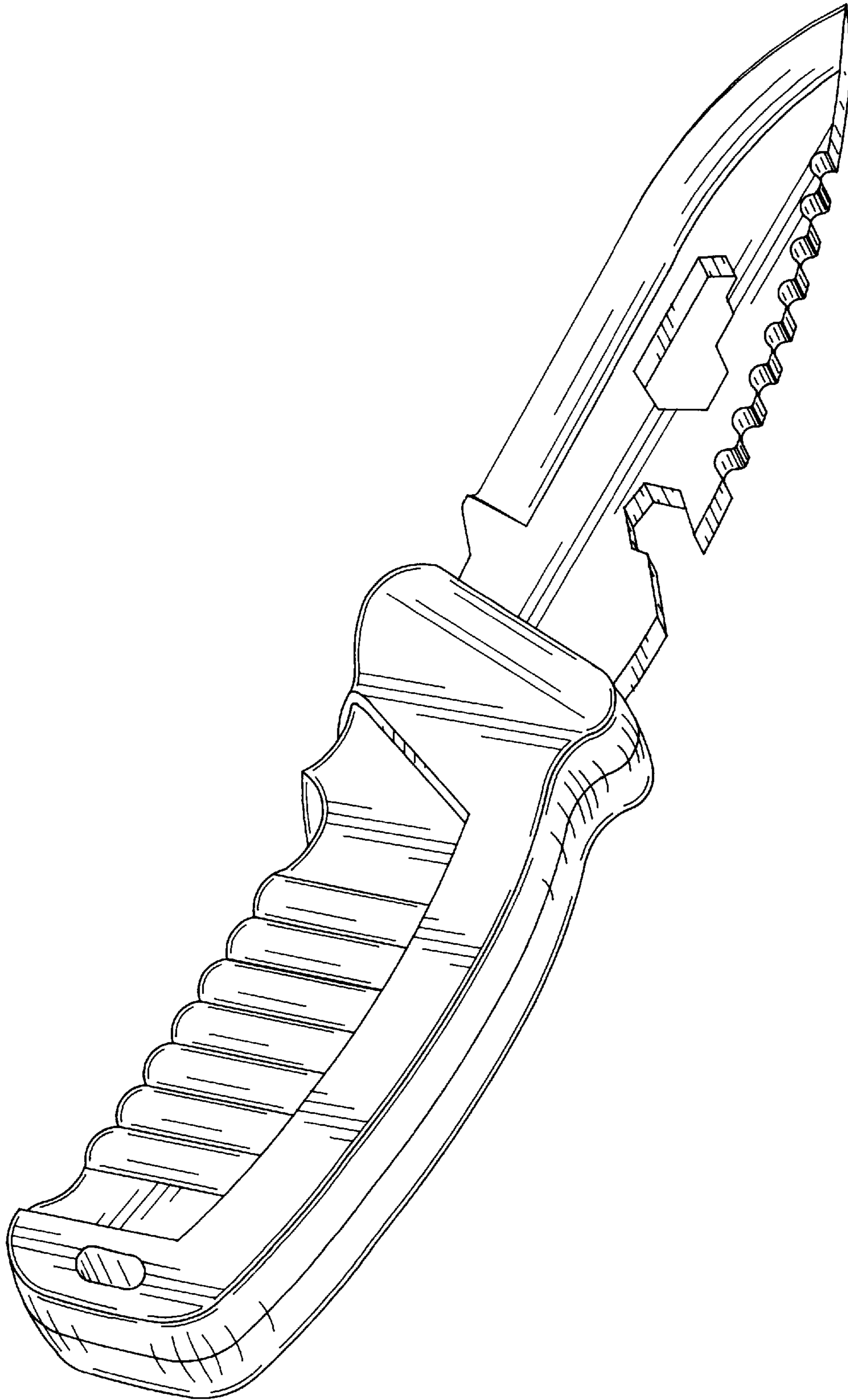


FIG. 1

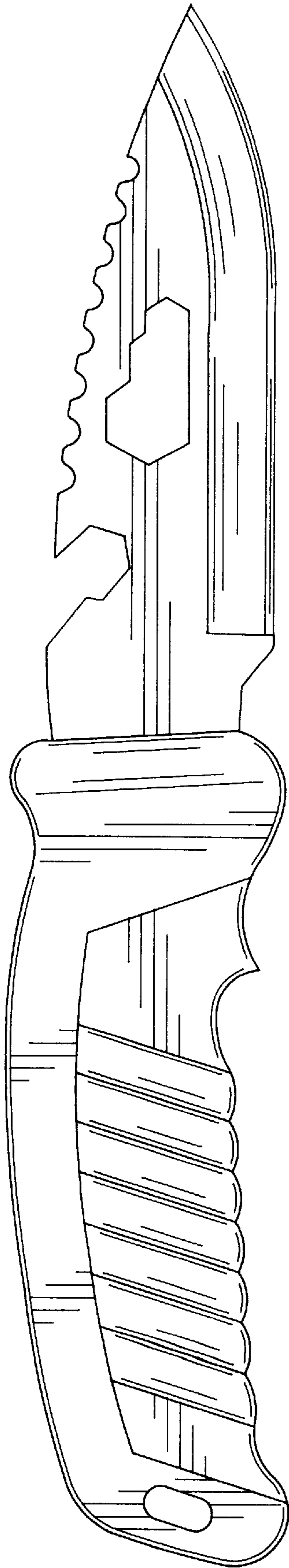


FIG. 2

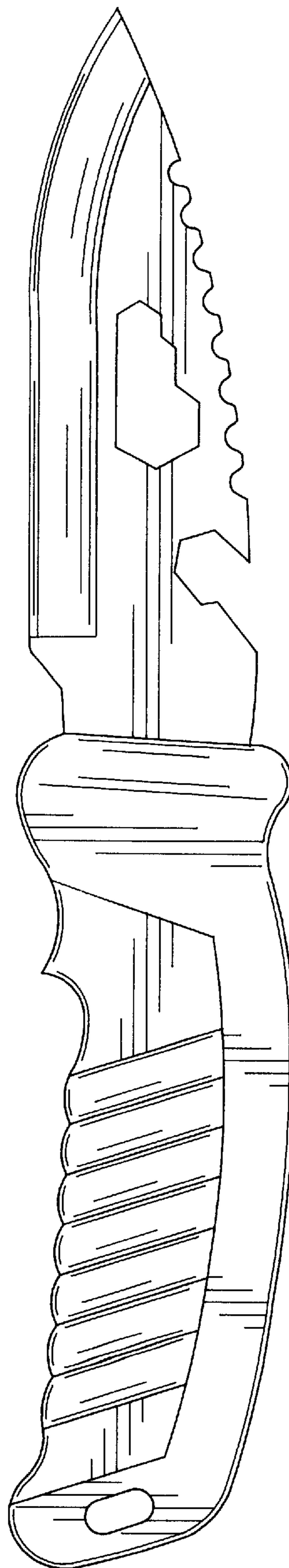


FIG. 3

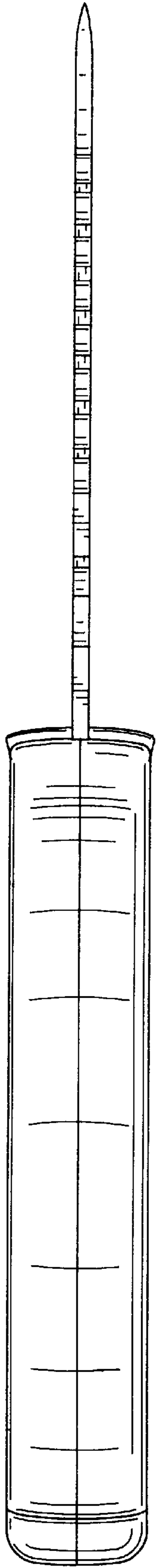


FIG. 4

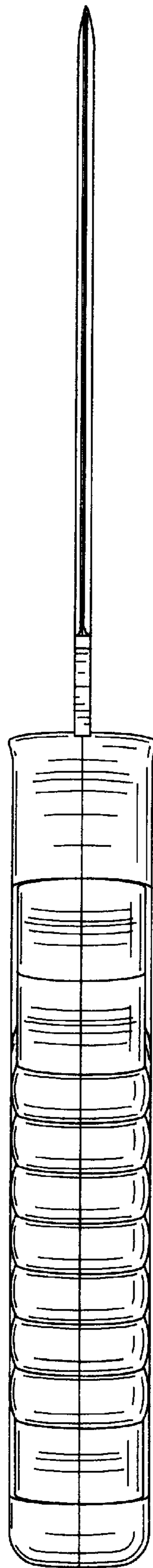


FIG. 5




FIG. 6

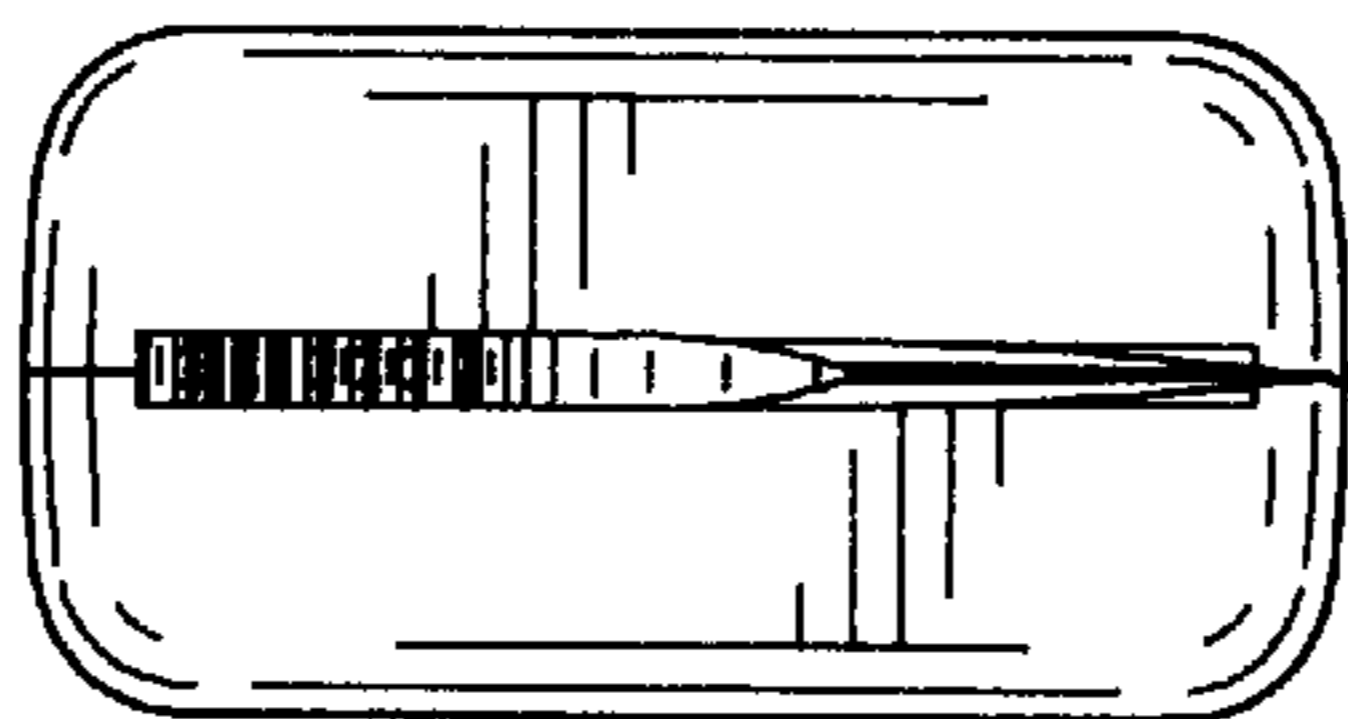


FIG. 7