



US00D398200S

# United States Patent [19]

Neadly et al.

[11] **Patent Number: Des. 398,200**

[45] **Date of Patent: \*\*Sep. 15, 1998**

[54] **TREE WATERING DEVICE**

D. 300,404 3/1989 Lauer ..... D8/14 X  
2,687,598 8/1954 Calhoun ..... 47/48.5

[76] Inventors: **Paul J. Neadly; Donna M. Neadly,**  
both of 6406 Winston Dr., Woodridge,  
Ill. 60517

*Primary Examiner*—Holly Baynham

[\*\*] Term: **14 Years**

[57] **CLAIM**

The ornamental design for a tree watering device, as shown and described.

[21] Appl. No.: **72,122**

[22] Filed: **Jun. 9, 1997**

### DESCRIPTION

[51] **LOC (6) Cl.** ..... **08-01**

[52] **U.S. Cl.** ..... **D8/1**

[58] **Field of Search** ..... D8/1, 14, 10; 47/48.5;  
D23/200, 266; D24/133; D10/46.2

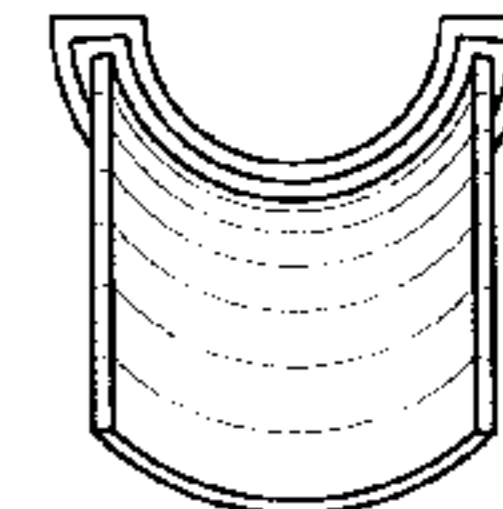
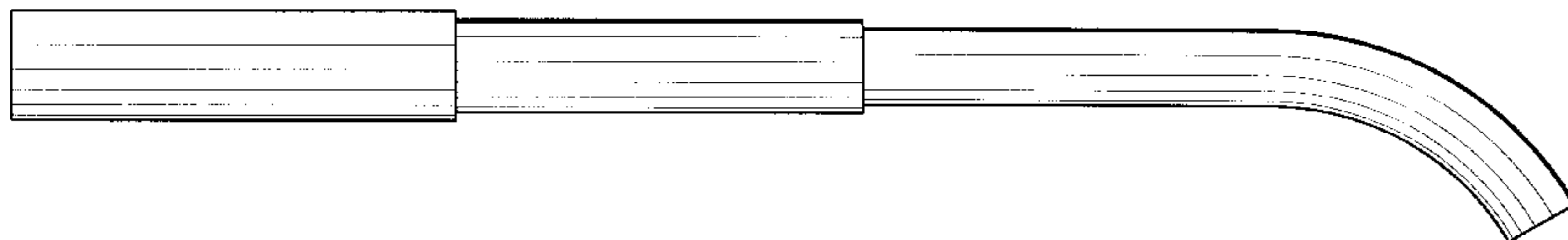
FIG. 1 is a right side view of the tree watering device showing our new design;  
FIG. 2 is a left side view thereof;  
FIG. 3 is a rear elevational view thereof;  
FIG. 4 is a front elevational view thereof;  
FIG. 5 is a top plan view thereof; and,  
FIG. 6 is a bottom plan view thereof.

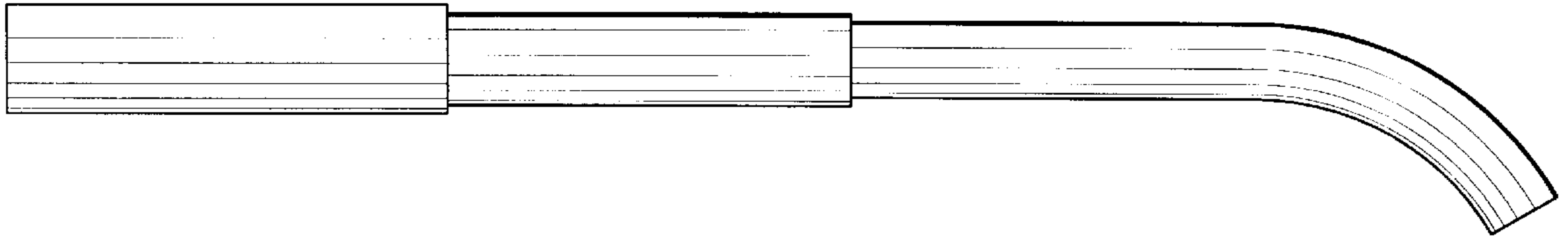
### [56] **References Cited**

#### U.S. PATENT DOCUMENTS

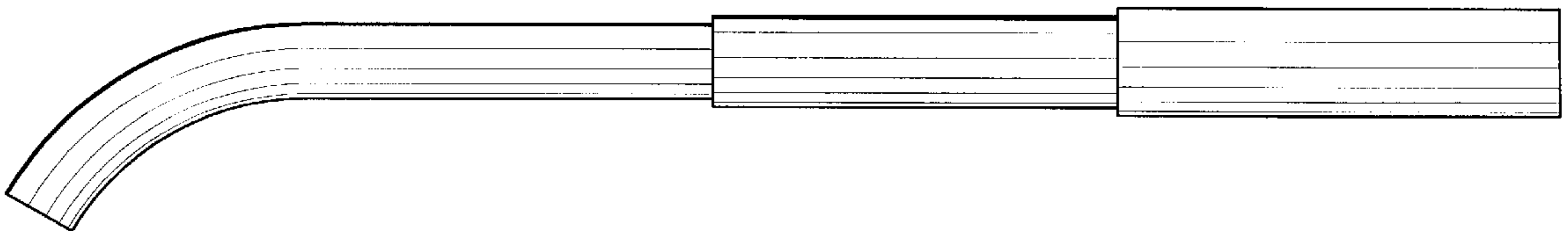
D. 297,702 9/1988 Persson ..... D8/14

**1 Claim, 3 Drawing Sheets**

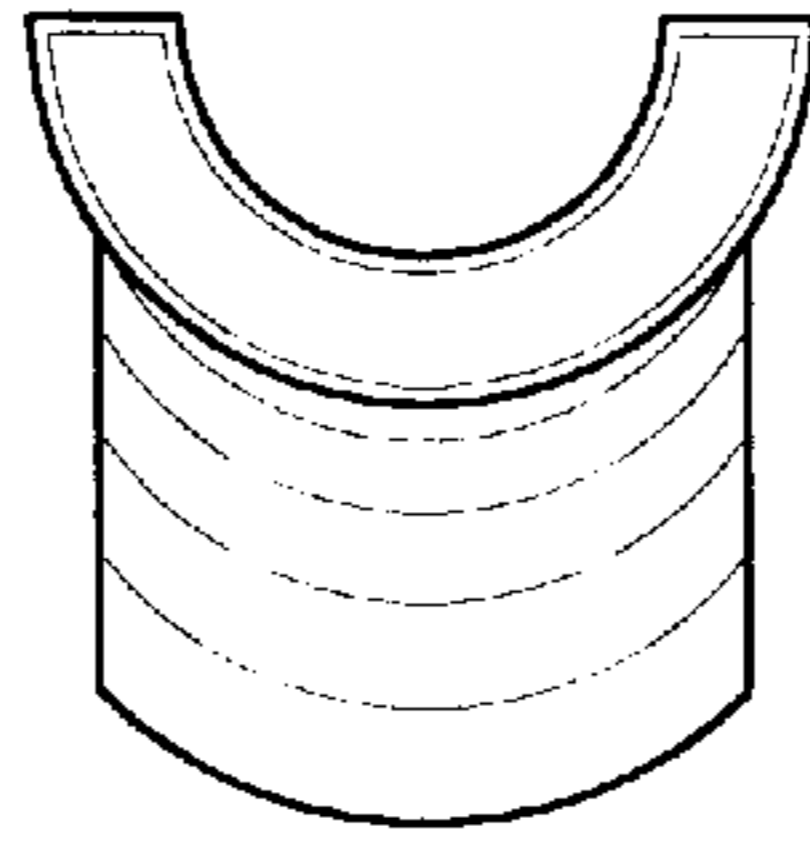




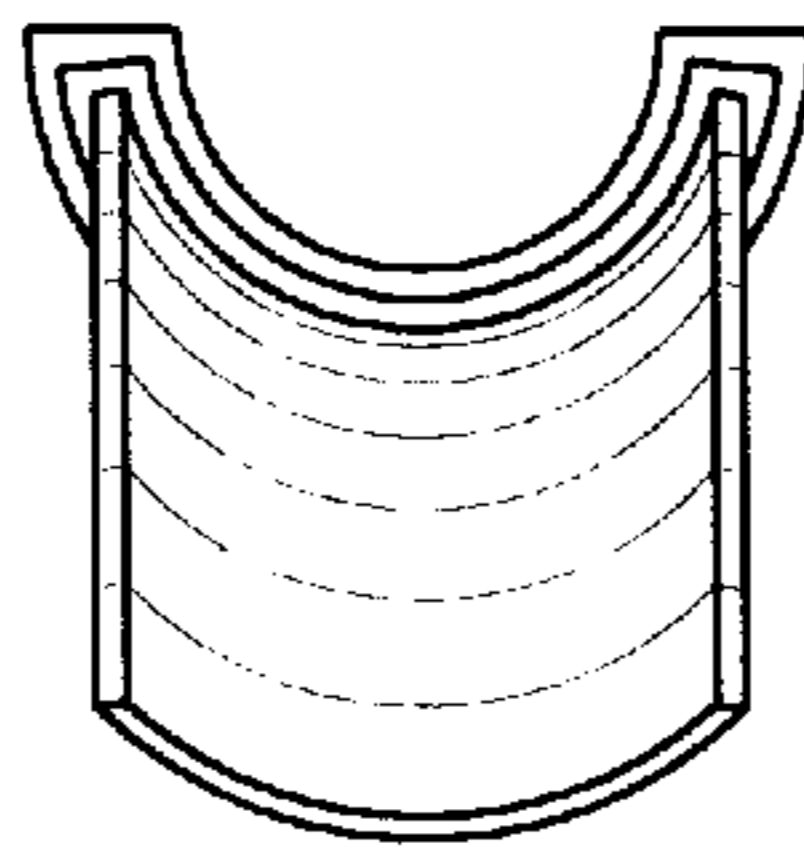
*Fig. 1*



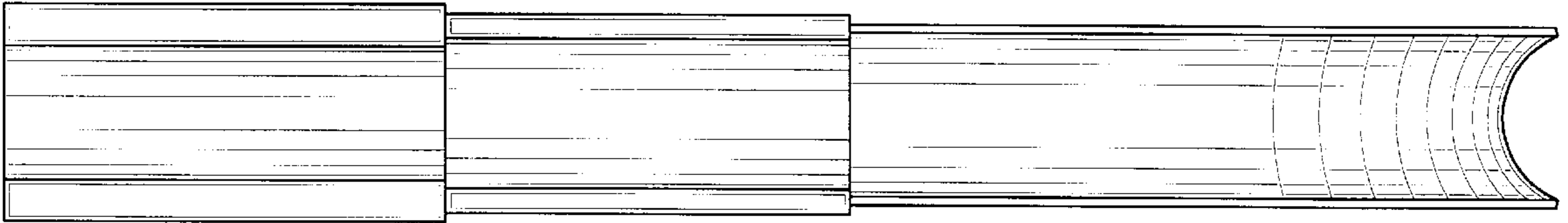
*Fig. 2*



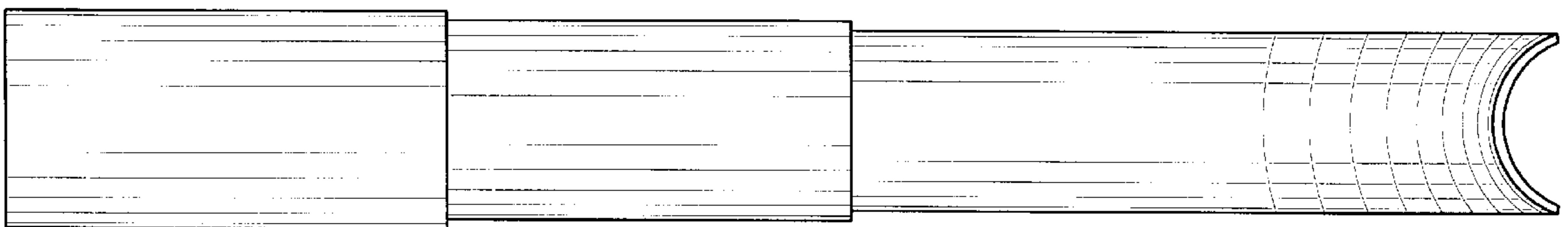
*Fig. 3*



*Fig. 4*



*Fig. 5*



*Fig. 6*